

atolla CH-204U3-K

Atolla 4-Port USB 3.0 Hub User Manual

Model: CH-204U3-K

INTRODUCTION

Thank you for choosing the Atolla 4-Port USB 3.0 Hub. This device expands a single USB 3.0 port into four additional USB 3.0 data ports, offering high-speed data transfer and a dedicated smart charging port. Each data port features an individual on/off switch for convenient control. This manual provides detailed instructions for setup, operation, and maintenance to ensure optimal performance of your hub.

KEY FEATURES

- **SuperSpeed Syncing:** Four USB 3.0 data ports capable of syncing data at speeds up to 5Gbps.
- **Smart Charging Port:** One dedicated charging port providing up to 2.4 Amps for charging devices like iPads and iPhones.
- **Individual On/Off Switches:** Each USB data port is equipped with an illuminated individual on-off switch for independent control.
- **Robust Design:** Compact case with a sleek glossy UV finish and a durable 65 cm (25.59 inch) cord.
- **Wide Compatibility:** Plug and play functionality with Windows, Mac OS X, and Linux, requiring no drivers. Supports hot swapping.
- **External Power Adapter:** Includes a 5V/3A AC power adapter for stable power delivery to connected devices.

PACKAGE CONTENTS

- Atolla 4-Port USB 3.0 Hub
- 5V/3A AC Power Adapter
- Quick Setup Guide (this manual)

SETUP INSTRUCTIONS

1. **Connect the Power Adapter:** Plug the included 5V/3A AC power adapter into the DC 5V input port on the Atolla USB 3.0 Hub. Then, plug the power adapter into a wall outlet. This ensures stable power for all connected devices, especially power-hungry ones like external hard drives.
2. **Connect to Your Computer:** Connect the USB 3.0 cable from the Atolla USB 3.0 Hub to an available USB 3.0 port on your computer (laptop or desktop). The hub is plug-and-play, so no drivers are required.
3. **Connect Your Devices:** You can now connect your USB devices (e.g., flash drives, external hard drives,

keyboards, mice, printers) to the four USB 3.0 data ports on the hub. Use the individual on/off switches to activate or deactivate each port as needed.



Image: The Atolla 4-Port USB 3.0 Hub, showing the hub itself, the included 5V/3A AC power adapter, and the USB 3.0 cable for connecting to a computer.

OPERATING THE HUB

Using Data Ports

The four USB 3.0 data ports allow you to connect multiple USB devices to your computer simultaneously. These ports support SuperSpeed data transfer rates of up to 5Gbps, making them ideal for transferring large files quickly.

High Speed USB 3.0 Port

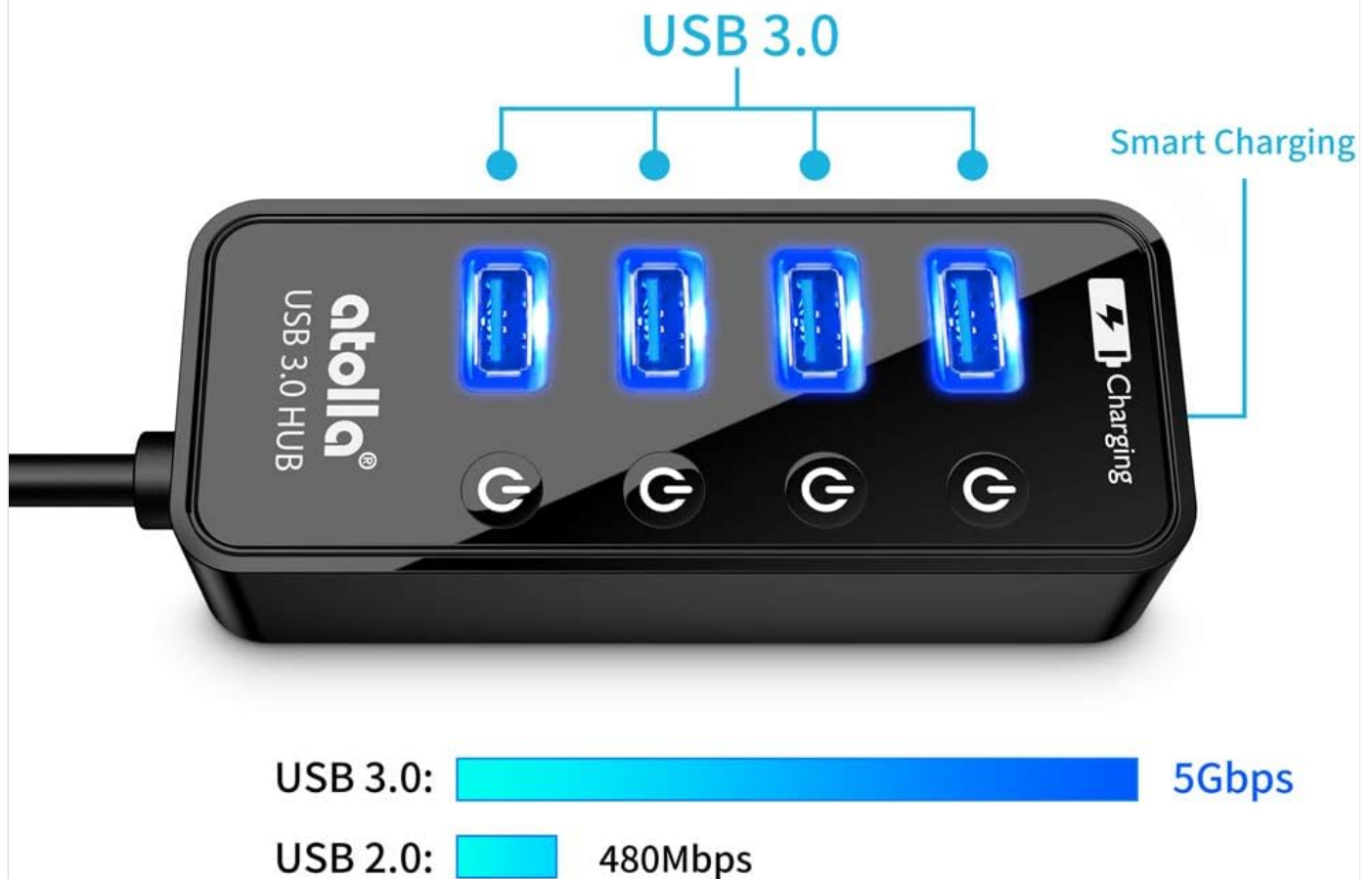


Image: A diagram illustrating the four USB 3.0 data ports and the dedicated smart charging port on the Atolla USB hub, highlighting their functions and data transfer speeds.

Individual On/Off Switches

Each of the four data ports has an independent on/off switch. This feature allows you to power on or off individual devices connected to the hub without unplugging them. This is useful for conserving power or managing device connections.

To Turn On a Port: Tap the corresponding button next to the port. The blue LED indicator will illuminate.

To Turn Off a Port: Press and hold the corresponding button for approximately 2 seconds. The blue LED indicator will turn off.

Individual on/off

Turn on : Tap the button

Turn off : Press and hold (2 secs)



Image: A hand demonstrating the use of the individual on/off switches on the Atolla USB hub, with text indicating how to turn ports on and off.

Smart Charging Port

The dedicated smart charging port (marked with a lightning bolt icon) provides up to 2.4 Amps of power, suitable for charging smartphones, tablets, and other USB-powered devices. This port is designed for charging and does not support data transfer.

SMART CHARGING PORT



Image: A visual representation of a USB cable plugged into the smart charging port of the Atolla USB hub, with a lightning effect indicating power delivery.

COMPATIBILITY

The Atolla 4-Port USB 3.0 Hub offers broad compatibility with various operating systems and devices:

- **Operating Systems:** Compatible with Windows 10, 8.1, 8, 7, Vista, XP, Mac OS X (10.x or above), and Linux.
- **Devices:** Supports a wide range of USB devices including keyboards, mice, PCs, laptops, headsets, U-disks (USB flash drives), external hard drives, and game machines.
- **Plug and Play:** Fully plug and play, requiring no additional drivers for installation.
- **Hot Swapping:** Supports hot swapping, allowing you to connect or disconnect devices while the hub is powered on without needing to restart your computer.



Universal Compatibility

Fully plug and play, no drivers required and supports hot swapping


Keyboard


PC


Mouse


Headset


U Disk


Game Machines

Image: A graphic illustrating the universal compatibility of the Atolla USB hub with icons representing various devices such as keyboards, PCs, mice, headsets, U-disks, and game machines.

SPECIFICATIONS

Attribute	Detail
Product Dimensions	4.25 x 1.69 x 0.91 inches (108 x 43 x 23 mm)
Item Weight	6.8 ounces
Model Number	CH-204U3-K
Brand	atolla

Color	Black
Hardware Interface	USB, USB 3.0
Power Adapter	5V/3A AC Power Adapter
Data Transfer Speed	Up to 5Gbps (USB 3.0)
Charging Port Output	Up to 2.4 Amps
Country of Origin	China



Image: A diagram showing the physical dimensions (length, width, height) of the Atolla 4-Port USB 3.0 Hub in millimeters.

TROUBLESHOOTING

- **Device Not Recognized:**
 - Ensure the hub's USB cable is securely connected to a USB port on your computer.
 - Verify that the power adapter is properly connected to the hub and a working power outlet.
 - Try connecting the device directly to your computer's USB port to confirm the device itself is functional.
 - If using an individual switch, ensure the port is turned on (blue LED illuminated).

- Try a different USB port on your computer.

- **Slow Data Transfer Speed:**

- Ensure both the hub and your connected device are USB 3.0 compatible for optimal speeds. Connecting a USB 2.0 device to a USB 3.0 port will result in USB 2.0 speeds.
- Confirm the hub is connected to a USB 3.0 port on your computer (usually blue colored).
- Ensure the power adapter is connected and providing sufficient power, especially for external hard drives.

- **Charging Not Working or Slow:**

- Ensure the device is connected to the dedicated smart charging port (lightning bolt icon).
- Verify the power adapter is connected and working.
- Some devices may require higher charging currents than the hub can provide, or may charge slower than with their original wall charger.

- **Intermittent Connection:**

- Check all cable connections for looseness.
- Ensure the power adapter is securely connected.
- Avoid connecting too many power-hungry devices simultaneously without sufficient external power.

MAINTENANCE

To ensure the longevity and optimal performance of your Atolla USB 3.0 Hub, follow these simple maintenance guidelines:


- **Cleaning:** Use a soft, dry cloth to wipe the surface of the hub. Avoid using liquid cleaners or abrasive materials, as they may damage the finish or internal components.
- **Storage:** When not in use for extended periods, store the hub in a cool, dry place away from direct sunlight and extreme temperatures.
- **Handling:** Handle the hub with care. Avoid dropping it or subjecting it to strong impacts, which could damage internal circuitry.
- **Ventilation:** Ensure the hub is placed in an area with adequate ventilation to prevent overheating, especially when multiple devices are connected and active.

WARRANTY AND SUPPORT

The Atolla 4-Port USB 3.0 Hub is guaranteed by an **atolla 18-Month Warranty**. This warranty covers manufacturing defects and ensures your product performs as expected under normal use.

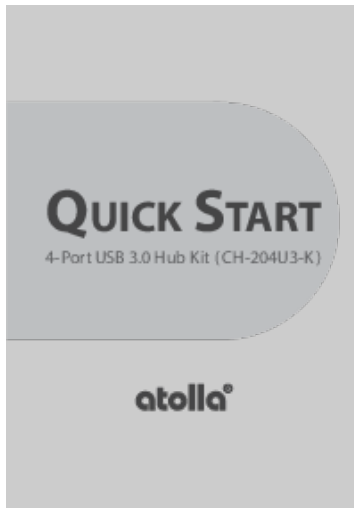
For technical support, warranty claims, or any questions regarding your Atolla product, please contact Atolla customer service. You can typically find contact information on the Atolla official website or through the retailer where you purchased the product.

Please have your model number (CH-204U3-K) and purchase details ready when contacting support.



© 2025 atolla. All rights reserved.

Product specifications are subject to change without notice.



[\[pdf\]](#) Frequently Asked Questions Troubleshooting Guide

204 QUICK START cdn shopifycdn net FAQ VIDEOS DOWNLOADS TROUBLESHOOTING

CONTACT SUPPORT English USB 3 0 Port Syncing data up to 5Gbps Charging 1 5A 4 Hub Kit CH

204U3 K Quick Start v 1617779486 s files 0227 6366 7531

QUICK START 4-Port USB 3.0 Hub Kit **CH-204U3-K** For all support go to

atolla.us/support 1-2-3 QUICK START FAQ VIDEOS DOWNLOADS

TROUBLESHOOTING CONTACT SUPPORT English USB 3.0 Port Syncing data up

to 5Gbps Charging up to 1.5A Flash drives External Drives Cameras Keyboar...

lang:de score:37 filesize: 679.95 K page_count: 6 document date: 2019-05-17



[\[pdf\]](#) Quick Start Guide Guide

4 Port USB 3 0 Hub Kit CH 204U3 K Quick Start Guide atolla Powered Complete Set 204K Good quality

usb hub a7526351 9863 4ff5 a210 cb0a40ef9b4b v 1727246694 cdn shopify s files 1 0227 6366 7531 |||

...

lang:de score:24 filesize: 1.46 M page_count: 8 document date: 2023-11-04