

TWS i17

i17 Dual Earbuds User Manual

Model: i17 | Brand: TWS

1. INTRODUCTION

Thank you for purchasing the TWS i17 Dual Earbuds. This manual provides essential information for setting up, operating, and maintaining your new wireless earbuds. Please read this manual thoroughly before use to ensure optimal performance and longevity of your device.

2. SAFETY INFORMATION

To prevent damage to your earbuds or injury to yourself or others, please observe the following precautions:

- Do not expose the earbuds or charging case to extreme temperatures, humidity, or liquids.
- Avoid dropping, impacting, or disassembling the device.
- Do not use abrasive cleaners or solvents. Clean with a soft, dry cloth.
- Listen at moderate volume levels to prevent hearing damage.
- Keep out of reach of children.
- This product is not water resistant. Avoid exposure to water or excessive moisture.

3. PACKAGE CONTENTS

Verify that all items are present in your package:

- TWS i17 Dual Earbuds (Left and Right)
- Charging Case
- USB Charging Cable
- User Manual



Image: The TWS i17 Dual Earbuds, with one earbud partially removed from its charging case, showcasing the sleek black design.

4. SETUP

4.1 Charging the Earbuds and Case

Before first use, fully charge the earbuds and the charging case.

1. Place both earbuds into the charging case. Ensure they are properly seated.
2. Connect the USB charging cable to the charging port on the bottom of the case and the other end to a USB power source (e.g., computer, wall adapter).
3. The indicator light on the case will show charging status. It will turn off or change color when fully charged.



Image: A close-up view of the bottom of the TWS i17 charging case, highlighting the USB charging port and a small button.

4.2 Pairing with Your Device

The i17 earbuds use Bluetooth for wireless connection.

1. Ensure the earbuds are charged.
2. Open the charging case. The earbuds will automatically enter pairing mode (indicator lights will flash).
3. On your mobile phone or Bluetooth-enabled device, go to Bluetooth settings and turn Bluetooth on.
4. Search for available devices. Select "i17" from the list.
5. Once connected, the indicator lights on the earbuds will stop flashing. You are now ready to use your earbuds.



Image: The TWS i17 Dual Earbuds resting inside their open charging case, ready for pairing or use.

5. OPERATING INSTRUCTIONS

5.1 Power On/Off

- **Power On:** Take the earbuds out of the charging case. They will automatically power on and connect to the last paired device.
- **Power Off:** Place the earbuds back into the charging case. They will automatically power off and begin charging.

5.2 Music Playback

- **Play/Pause:** Tap either earbud once.
- **Next Track:** Double-tap the right earbud.
- **Previous Track:** Double-tap the left earbud.

5.3 Call Management

- **Answer/End Call:** Tap either earbud once.
- **Reject Call:** Press and hold either earbud for 2 seconds.

5.4 Voice Assistant

- **Activate Voice Assistant (Siri/Google Assistant):** Triple-tap either earbud.

6. MAINTENANCE

Proper maintenance ensures the longevity of your earbuds:

- **Cleaning:** Use a soft, dry, lint-free cloth to clean the earbuds and charging case. Do not use liquids or sprays.
- **Storage:** When not in use, store the earbuds in their charging case to protect them and keep them charged. Store in a cool, dry place.
- **Battery Care:** To prolong battery life, avoid fully discharging the earbuds frequently. Charge them regularly.



Image: The TWS i17 Dual Earbuds securely stored within their closed charging case, ready for transport or charging.

7. TROUBLESHOOTING

Problem	Possible Cause	Solution
Earbuds not pairing	Low battery; Out of range; Not in pairing mode; Bluetooth off on device.	Charge earbuds; Move closer to device; Ensure case is open for pairing; Turn on Bluetooth on device.
Only one earbud working	One earbud not charged; Earbuds not properly synced.	Ensure both earbuds are charged; Place both earbuds back in case, close, then reopen to re-sync.
No sound	Volume too low; Not connected; Media paused.	Increase volume on device; Reconnect earbuds; Check media playback status.
Charging case not charging	Faulty cable/adaptor; Loose connection.	Try a different USB cable or power adapter; Ensure cable is securely plugged in.

8. SPECIFICATIONS

Feature	Detail
Model Number	i17
Brand	TWS
Connectivity Technology	Wireless (Bluetooth)
Headphones Form Factor	In-Ear
Microphone Included	Yes
Noise Cancelling	No
Compatible With	Mobile Phones
Color	Black
Material	Plastic
Cable Feature	Cable-free
Water Resistance Level	Not Water Resistant
Shipping Dimensions	12.6 x 8.8 x 3.6 cm
Weight	96 grams
First Available Date	January 15, 2020

9. WARRANTY AND SUPPORT



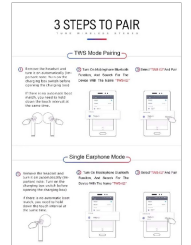



For warranty information and customer support, please refer to the contact details provided on the product

packaging or the official TWS website. Keep your proof of purchase for warranty claims.
For further assistance, please contact TWS customer service.



© 2024 TWS. All rights reserved.

Related Documents - i17

	<p>i17 True Wireless Stereo Earphones User Manual</p> <p>User manual for the i17 True Wireless Stereo Earphones, detailing features, usage, specifications, and troubleshooting. Compatible with all Bluetooth-enabled devices.</p>
	<p>TWS Earbuds ARG-HS-5020BK User Manual and Specifications</p> <p>Comprehensive guide for TWS Earbuds Model ARG-HS-5020BK, covering charging, Bluetooth pairing, ANC features, usage instructions, troubleshooting, and technical specifications.</p>
	<p>TWS-112 Wireless Earbuds Pairing Instructions</p> <p>Comprehensive guide to pairing TWS-112 wireless earbuds in both TWS (True Wireless Stereo) mode and single earphone mode, including step-by-step instructions and visual descriptions.</p>
	<p>TWS S19 Bluetooth Headphones User Manual</p> <p>User manual for the TWS S19 Bluetooth Headphones, detailing features, operation, charging, and troubleshooting.</p>
	<p>TWS Y40 True Wireless Earbuds: User Guide and Specifications</p> <p>Comprehensive guide for TWS Y40 true wireless earbuds, covering features, specifications, Bluetooth pairing, operation, and usage precautions. Learn how to connect, control, and maintain your earbuds for optimal performance.</p>
	<p>TWS Wireless Earbuds S35 User Manual</p> <p>User manual for the TWS Wireless Earbuds S35, providing operating instructions, maintenance, and FCC compliance information.</p>