

Awei AK1

Awei AK1-GY Bluetooth Headset User Manual

Model: AK1-GY

1. INTRODUCTION

This manual provides detailed instructions for the safe and efficient use of your Awei AK1-GY Bluetooth Headset. Please read this manual thoroughly before using the product and retain it for future reference.

2. PRODUCT OVERVIEW

The Awei AK1-GY is an in-ear Bluetooth headset designed for wireless audio playback and hands-free communication. It features a built-in microphone and active noise-cancelling capabilities.



Image: The Awei AK1-GY Bluetooth Headset in grey. It features two in-ear earpieces with ear hooks for a secure fit, connected by a flexible cable. An inline control panel with buttons is visible on the cable, allowing for easy management of music and calls.

3. PACKAGE CONTENTS

While specific package contents may vary, a typical package includes:

- Awei AK1-GY Bluetooth Headset
- USB Charging Cable
- User Manual
- Ear tips (various sizes, if included)

4. SETUP

4.1. Charging the Headset

1. Connect the USB charging cable to the charging port on the headset.
2. Connect the other end of the USB cable to a compatible USB power source (e.g., computer USB port, wall adapter).
3. The indicator light will typically show red during charging and turn blue or off when fully charged.
4. Charging time is approximately 1 to 2 hours.

4.2. Bluetooth Pairing

1. Ensure the headset is fully charged.
2. Press and hold the multi-function button (usually the power button) on the inline control panel until the indicator light flashes red and blue alternately, indicating pairing mode.
3. On your device (smartphone, tablet, etc.), enable Bluetooth and search for available devices.
4. Select "AK1-GY" or "Awei AK1-GY" from the list of found devices.
5. Once paired, the indicator light will typically flash blue slowly or turn off, and you may hear a confirmation tone.
6. The headset has a transmission range of up to 10 meters.

5. OPERATING INSTRUCTIONS

5.1. Power On/Off

- **Power On:** Press and hold the multi-function button for approximately 3 seconds until the blue indicator light flashes.
- **Power Off:** Press and hold the multi-function button for approximately 5 seconds until the red indicator light flashes and then turns off.

5.2. Music Playback

- **Play/Pause:** Press the multi-function button once.
- **Next Track:** Press and hold the "+" (volume up) button.
- **Previous Track:** Press and hold the "-" (volume down) button.

5.3. Call Management

- **Answer Call:** Press the multi-function button once when a call comes in.
- **End Call:** Press the multi-function button once during a call.
- **Reject Call:** Press and hold the multi-function button for approximately 2 seconds when a call comes in.
- **Redial Last Number:** Double-press the multi-function button.

5.4. Volume Control

- **Volume Up:** Press the "+" button.

- **Volume Down:** Press the "-" button.

6. MAINTENANCE

- Keep the headset dry. Avoid exposure to moisture or liquids.
- Clean the earpieces and charging port regularly with a soft, dry cloth.
- Store the headset in a cool, dry place away from extreme temperatures.
- Do not attempt to disassemble or modify the headset, as this will void the warranty and may cause damage.

7. TROUBLESHOOTING

Problem	Solution
Headset does not power on.	Ensure the headset is fully charged. Connect to a power source and allow 1-2 hours for charging.
Cannot pair with device.	<ul style="list-style-type: none">• Ensure the headset is in pairing mode (flashing red and blue).• Make sure Bluetooth is enabled on your device.• Move the headset closer to your device (within 10 meters).• Forget "AK1-GY" from your device's Bluetooth list and try pairing again.
No sound or poor sound quality.	<ul style="list-style-type: none">• Check the volume levels on both the headset and your connected device.• Ensure the headset is properly paired and connected.• Move away from sources of strong electromagnetic interference.

8. SPECIFICATIONS

Brand: Awei

Model: AK1-GY

Type: In-Ear Bluetooth Headset

Connectivity: Wireless (Bluetooth)

Transmission Range: Up to 10 meters

Talk Time: Approximately 12 hours

Music Playback Time: Approximately 10 hours

Charging Time: 1 to 2 hours

Microphone: Yes

Noise Control: Active Noise Cancellation (ANC)

Material: Plastic, Rubber

Color: Grey

Item Model Number: AK1-GY

ASIN: B083X23WMK

9. SAFETY INFORMATION

To ensure safe operation and prevent damage, please observe the following:

- Do not use the headset at excessively high volumes for prolonged periods to prevent hearing damage.







- Do not use the headset while driving or in situations where awareness of your surroundings is critical.
- Keep out of reach of children.
- Dispose of the product responsibly according to local regulations.

10. WARRANTY AND SUPPORT

For warranty information or technical support, please refer to the documentation provided with your purchase or contact your retailer. Keep your proof of purchase for warranty claims.

© 2025 Awei. All rights reserved.

Related Documents - AK1

	AWEI AT7 Wireless Headphones User Manual and Specifications Comprehensive user manual for AWEI AT7 Wireless Headphones, covering setup, features, specifications, safety guidelines, and after-sales service.
	Awei T28 Pro Wireless Earbuds User Manual User manual for Awei T28 Pro TWS wireless earbuds, covering setup, pairing, features, specifications, and safety precautions.
	AWEI T88 True Wireless Bluetooth Earbuds User Manual Comprehensive user manual for the AWEI T88 True Wireless Bluetooth Earbuds, covering setup, operation, features, specifications, safety, and warranty information.
	Awei T29 Pro Wireless Earbuds User Manual User manual for the Awei T29 Pro True Wireless Stereo (TWS) earbuds, covering setup, pairing, operation, features, specifications, safety precautions, and warranty information.
	AWEI ttec AirBeat Go True Wireless Sport Earbuds User Manual Comprehensive user manual for AWEI ttec AirBeat Go true wireless sport earbuds, detailing features, Bluetooth connectivity, pairing instructions, usage, specifications, safety guidelines, and after-sales service policies.
	Руководство пользователя Awei T23: Беспроводные TWS наушники Подробное руководство пользователя для беспроводных TWS наушников Awei T23. Описание функций, подключения Bluetooth, эксплуатации, технических характеристик и мер предосторожности.