

## microSHIFT RD-R43M

# microSHIFT R9 Rear Derailleur Instruction Manual

Model: RD-R43M

## 1. INTRODUCTION

The microSHIFT R9 Rear Derailleur is engineered for 9 and 10-speed road bicycle drivetrains. It features a medium cage design, suitable for double chainring setups with a largest cog of up to 34 teeth. Constructed with an aluminum bracket body and outer link for weight savings, and a steel pulley cage for durability, this derailleur provides reliable shifting performance. This manual provides essential information for proper installation, operation, and maintenance to ensure optimal function and longevity of your component.

## 2. SAFETY INFORMATION

- Professional installation by a qualified bicycle mechanic is recommended.
- Always use appropriate tools for installation and adjustment.
- Ensure all bolts are tightened to the manufacturer's specified torque settings. Overtightening or undertightening can lead to component failure or injury.
- Regularly inspect the derailleur for signs of wear, damage, or loose components.
- Keep hands and clothing clear of moving parts during operation.

## 3. PACKAGE CONTENTS

- One (1) microSHIFT R9 Rear Derailleur (Model RD-R43M)

## 4. SETUP AND INSTALLATION

### 4.1 Mounting the Derailleur

Attach the derailleur to the derailleur hanger on your bicycle frame. Ensure the B-bolt is properly seated and tighten the mounting bolt to the manufacturer's recommended torque specification. The derailleur should be securely fixed and not rotate freely.

### 4.2 Cable Installation and Adjustment

Route the shift cable through the appropriate housing and guides on your frame, then secure it to the derailleur's cable fixing bolt. Adjust cable tension using the barrel adjuster to achieve smooth and precise shifting across all gears. Ensure the cable is taut but not excessively tight.

### 4.3 Limit Screw Adjustment

The derailleur features two limit screws, typically marked 'H' (High) and 'L' (Low). These screws prevent the derailleur from shifting the chain off the smallest or largest cog, respectively. Adjust the 'H' screw so the upper guide pulley aligns with the center of the smallest cog when the chain is on it. Adjust the 'L' screw so the upper guide pulley aligns with the center of the largest cog when the chain is on it. Fine-tune these adjustments to prevent over-shifting.

### 4.4 Compatibility Notes

This derailleur is compatible with 9 and 10-speed road systems. It is **not compatible** with Shimano Tiagra 4700 road systems.



Figure 1: The microSHIFT R9 Rear Derailleur (Model RD-R43M) in black, featuring its aluminum body, steel pulley cage, and medium cage design. The 'R9 microSHIFT' branding is visible on the main body, and 'Mega sprocket' is printed on the cage.

## 5. OPERATION

The microSHIFT R9 Rear Derailleur operates in conjunction with compatible 9 or 10-speed road shifters. To change gears, actuate your shifter according to its specific instructions. The derailleur will move the chain to the desired cog on the cassette. Ensure smooth and consistent shifting by maintaining proper cable tension and clean components.

## 6. MAINTENANCE

### 6.1 Cleaning

Regularly clean the derailleur, especially the pulleys and cage, to remove dirt, grime, and old lubricant. Use a mild degreaser and a brush, then rinse thoroughly with water. Dry the component completely after cleaning.

### 6.2 Lubrication

After cleaning, apply a small amount of bicycle-specific lubricant to the pivot points of the derailleur and the pulley bearings. Avoid over-lubrication, which can attract dirt.

## 6.3 Inspection

Periodically inspect the derailleur for bent components, cracks, or excessive play in the pivots. Check the pulley wheels for wear and ensure they spin freely. Replace any damaged or excessively worn parts immediately.

## 7. TROUBLESHOOTING

- **Poor Shifting:** Check cable tension, limit screw adjustments, and ensure the derailleur hanger is not bent. A bent hanger is a common cause of poor shifting.
- **Chain Rub:** Verify limit screw settings and B-tension adjustment (if applicable). Ensure the chain is clean and properly lubricated.
- **Noise:** Inspect for dirt in the pulleys, worn pulley bearings, or insufficient lubrication. Check for chain rub against the derailleur cage.
- **Derailleur Not Moving:** Check for seized pivots, damaged cable, or excessive dirt buildup.



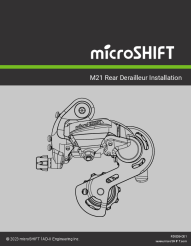



If issues persist after basic troubleshooting, consult a qualified bicycle mechanic.

## 8. SPECIFICATIONS

Feature	Detail
Brand	microSHIFT
Model Name	RD-R43M
Part Number	MSH-RD-R43M
Drivetrain Speeds	9, 10 Speed
Cage Length	Medium
Chain Wrap Capacity	39 teeth
Largest Cog Compatibility	34 teeth
Color	Black
Weight	291g
Material	Aluminum (bracket body and outer link), Steel (pulley cage)
Item Dimensions (LxWxH)	6.35 x 3.11 x 2.87 inches

## 9. WARRANTY AND SUPPORT

This microSHIFT product is covered by a limited warranty. For specific details regarding the warranty period and terms, please refer to the warranty information provided with your purchase or visit the official microSHIFT website. For technical assistance, troubleshooting beyond this manual, or warranty claims, please contact microSHIFT customer support or your authorized microSHIFT dealer.

	<p><a href="#">microSHIFT R8, R9, R10 Rear Derailleur Installation Guide   Bicycle Component Setup</a></p> <p>A detailed guide for installing and adjusting microSHIFT R8, R9, and R10 rear derailleurs on bicycles. Covers tools, attachment, cable routing, chain sizing, and limit screw adjustments for optimal performance.</p>
	<p><a href="#">microSHIFT ADVENT 1x Rear Derailleur Installation Guide   RD001-008</a></p> <p>Step-by-step installation instructions for the microSHIFT ADVENT 1x Rear Derailleur (model RD001-008). Covers tools, attachment, cable setup, limit and B-tension adjustments, chain sizing, and service parts.</p>
	<p><a href="#">microSHIFT M21 Rear Derailleur Installation Guide</a></p> <p>This guide provides step-by-step instructions for installing the microSHIFT M21 Rear Derailleur. It covers necessary tools, derailleur attachment (standard and bracket mount), cable routing and installation, chain installation, and adjustment procedures including high limit, low limit, and B-tension settings. Includes important safety reminders.</p>
	<p><a href="#">microSHIFT XLE-XCD Rear Derailleur Installation Manual</a></p> <p>Comprehensive installation guide for the microSHIFT XLE-XCD rear derailleur, covering attachment, adjustments, cable routing, and chain sizing for optimal bicycle performance.</p>
	<p><a href="#">microSHIFT ADVENT Rear Derailleur Installation Guide</a></p> <p>Comprehensive installation guide for the microSHIFT ADVENT rear derailleur, detailing steps for attachment, limit screw adjustments, cable routing, chain sizing, and shifting optimization. Includes required tools and version-specific instructions for bicycle mechanics.</p>
	<p><a href="#">microSHIFT SWORD Black Rear Derailleur 2x and 1x Installation Manual</a></p> <p>Comprehensive installation guide for the microSHIFT SWORD Black Rear Derailleur, covering 2x and 1x setups. Includes steps for attachment, limit screw adjustment, cable routing, chain sizing, and shifting adjustments.</p>



[\[pdf\]](#) Warranty Catalog

microSHIFT Catalog 20220309 microshift 2023 03 |||

Contact Us TAIWAN No. 1313-6, Zhong Shan Rd., Shen Kang Dist., Taichung, Taiwan sales microshift.com ... 11 CENTOS 10 R10 R9 R8 ROAD NON-GROUP 56 CITY MOUNTAIN SUPPORT NEW PRODUCTS 1/2/3 x 9-Speed **RD-R43M** Wide Range Rear Derailleur Compatible with up to 34T cog Model No. Speed Cage Length Max ...

lang:en **score:23** filesize: 21.51 M page\_count: 49 document date: 2023-03-07



[\[pdf\]](#) Warranty Catalog

microSHIFT Catalog 20230515 microshift 2023 05 |||

Contact Us TAIWAN No. 1313-6, Zhong Shan Rd., Shen Kang Dist., Taichung, Taiwan sales microshift.com ... 11 CENTOS 10 R10 R9 R8 ROAD NON-GROUP 56 CITY MOUNTAIN SUPPORT NEW PRODUCTS 1/2/3 x 9-Speed **RD-R43M** Wide Range Rear Derailleur Compatible with up to 34T cog Model No. Speed Cage Length Max ...

lang:en **score:23** filesize: 21.5 M page\_count: 49 document date: 2023-05-15



[microSHIFT 2022 Drivetrain Components Catalog](#)

Explore the 2022 microSHIFT drivetrain catalog featuring ADVENT X, ADVENT, Acolyte, Centos, and more. Find shifters, derailleurs, and cassettes for MTB, Road, and City cycling.

lang:en **score:22** filesize: 14.32 M page\_count: 47 document date: 2022-03-04




[\[pdf\]](#) Warranty Catalog

20240229 2024 Catalog microSHIFT web microshift 02 |||

2024 DRIVETRAIN Contact Us TAIWAN No. 1313-6, Zhong Shan Rd., Shen Kang Dist., Taichung, Taiwan sale ... OS 10 R10 R9 R8 ROAD NON-GROUP 64 CITY GRAVEL MOUNTAIN SUPPORT NEW PRODUCTS 1/2/3 x 9-Speed **RD-R43M** Wide Range Rear Derailleur Compatible with up to 34T cog Model No. Speed Cage Length Max ...

lang:en **score:22** filesize: 16.95 M page\_count: 54 document date: 2024-02-29



[\[pdf\]](#) Catalog

microSHIFT Catalog 20210609 microshift 2021 06

Gloabal Locations Taiwan HQ No. 1313-6, Zhong Shan Rd., Shen Kang Dist., Taichung, Taiwan sales micr ... d 265g RD-R42 3 x 9/10 Long Cage 25-28T 39T Steel Aluminum Shimano Road 288g 53 1/2/3 x 9-Speed **RD-R43M** Wide Range Rear Derailleur Compatible with up to 34T cog Model No. Speed Cage Length Max ...

lang:en **score:22** filesize: 13.3 M page\_count: 48 document date: 2021-06-09




[\[pdf\]](#) Warranty Catalog

Contact Us Follow Microshift We design all of our products to be as durable possible but repair is a fact life In addition warranty support we offer variety small 2025 Catalog 20240911 microshift 2024 09 |||

Contact Us Taiwan No. 1313-6, Zhong Shan Rd., Shen Kang Dist., Taichung, Taiwan sales microshift.com ... Nickel Plated MODEL NO. FD-R352-F-BK FD-R352-B-BK FD-R353-F-BK FD-R353-B-BK RD-R42S-BK RD-R42L-BK **RD-R43M** CS-H092 11-34 CS-H092 11-32 CS-H092 11-28 CS-H092 12-25 CS-H092 11-25 SPECIFICATIONS Braze ...

lang:en **score:20** filesize: 13.16 M page\_count: 43 document date: 2024-09-19



[\[pdf\]](#) Catalog

Catalog 2020 Template V1 20191015 1

9MB Catalogs microSHIFT microshift 2021 03 |||

Global Locations TAIWAN HQ No. 1313-6, Zhong Shan Rd., Shen Kang Dist.,

Taichung, Taiwan sales micr ... DIRECTORY ARSIS 11 CENTOS 11 CENTOS 10

R10 R9 R8 ROAD NON-GROUP CITY MOUNTAIN 1/2/3 x 9-Speed **RD-R43M** Wide

Range Rear Derailleur Compatible with up to 34T cog Model No. Speed Cage Length

Max ...

lang:en score:19 filesize: 9.33 M page\_count: 42 document date: 2019-10-16