

Casio MDV-106

Casio MDV106 Series Analog Watch Instruction Manual

Brand: Casio | Model: MDV-106

INTRODUCTION

This manual provides detailed instructions for the proper use and maintenance of your Casio MDV106 Series Analog Watch. Designed for durability and precision, this timepiece features 200-meter water resistance, a stainless steel case, and a date display. Please read this manual thoroughly to ensure optimal performance and longevity of your watch.

PRODUCT OVERVIEW

The Casio MDV106 is a robust analog watch built for reliability. It features a stainless steel case, a resin band, and a clear analog display with hour, minute, and second hands. The watch is equipped with a unidirectional anti-reverse rotating bezel and a date display for added functionality.



Figure 1: Front view of the Casio MDV106 watch, showcasing the blue dial, luminous markers, and unidirectional bezel.

Key Features:

- **3-Hand Analog Display:** Shows hours, minutes, and seconds.
- **Anti-Reverse Rotating Bezel:** Unidirectional bezel for timing events.
- **Date Display:** Located at the 3 o'clock position.

- **200M Water Resistant:** Suitable for swimming, snorkeling, and diving.
- **Stainless Steel Case:** Durable and corrosion-resistant.
- **Resin Band:** Comfortable and flexible for everyday wear.
- **Screw Down Crown/Caseback:** Enhances water resistance.
- **3-Year Battery Life:** Provides extended operation.



Figure 2: Rear view of the watch, highlighting the screw-down stainless steel caseback.

SETUP

Setting the Time and Date:

1. **Unscrew the Crown:** Gently rotate the crown (located at the 3 o'clock position) counter-clockwise until it loosens and pops out to position 1.
2. **Set the Date:** Pull the crown out one more click to position 2. Rotate the crown clockwise to adjust

the date. Avoid setting the date between 9 PM and 3 AM to prevent damage to the movement.

3. **Set the Time:** Pull the crown out to position 3. Rotate the crown to set the hour and minute hands. To ensure accuracy, synchronize with a reliable time source.
4. **Secure the Crown:** Once the time and date are set, push the crown back in and screw it clockwise firmly against the case to maintain water resistance.

Note: Always ensure the crown is fully screwed down before exposing the watch to water.

OPERATING INSTRUCTIONS

Using the Unidirectional Bezel:

The unidirectional rotating bezel is a key feature for divers and for timing various activities. To use it:

1. Align the bezel's zero marker with the minute hand at the start of your activity.
2. The bezel will only rotate counter-clockwise, preventing accidental increases in timed duration.
3. Read the elapsed time by observing the minute hand's position relative to the bezel's markings.

Your browser does not support the video tag.

Video 1: Demonstration of the Casio MDV-106 watch features, including the rotating bezel and overall build quality. This video highlights the watch's robust design and water resistance capabilities.

Water Resistance:

The MDV106 watch is rated for 200 meters (20 BAR) of water resistance. This means it is suitable for recreational diving, swimming, and snorkeling. However, it is not intended for saturation diving. Always ensure the crown is fully screwed down before any water exposure.

MAINTENANCE

Cleaning:

To maintain the appearance and function of your watch, regularly wipe the case and band with a soft, dry cloth. For resin bands, you can use a mild soap and water solution, then rinse thoroughly and dry. Avoid harsh chemicals or abrasive materials.

Battery Replacement:

The watch is powered by a single battery with an approximate 3-year lifespan. When the battery runs low, the second hand may start moving in two-second intervals. It is recommended to have the battery replaced by an authorized Casio service center to ensure proper sealing and maintain water resistance.

TROUBLESHOOTING

Watch Not Functioning:

- **Check Crown Position:** Ensure the crown is fully pushed in and screwed down. If it's pulled out, the watch will not operate.
- **Battery Life:** If the watch stops or the second hand moves erratically, the battery may need replacement.
- **Impact/Damage:** If the watch has sustained a significant impact or shows signs of physical damage, consult an authorized service center.

Water Inside the Watch:

- If moisture or condensation appears inside the watch, immediately take it to an authorized service center. This indicates a breach in water resistance.




SPECIFICATIONS




Item Model Number	MDV-106B-2AVCF
Brand	Casio
Movement	Quartz
Water Resistance	200M (20 BAR)
Case Material	Stainless Steel
Band Material	Resin
Product Dimensions	9.84 x 1.57 x 0.79 inches
Item Weight	5.44 ounces
Battery Life	Approximately 3 years

WARRANTY AND SUPPORT

Your Casio MDV106 watch is covered by a manufacturer's warranty. For specific warranty details, service, or support, please refer to the warranty card included with your product or visit the official [Casio Store on Amazon](#) or their official website.

Related Documents - MDV-106

	<p>Casio LAW-21 Модуль 2789: Руководство пользователя и характеристики</p> <p>Полное руководство пользователя для часов Casio LAW-21 (Модуль 2789). Содержит инструкции по эксплуатации, уходу, описания режимов работы (текущее время, мировое время, таймер, секундомер, будильник) и технические характеристики.</p>
	<p>Casio AW-22 Watch User Manual: Features and Operation</p> <p>Comprehensive guide to operating the Casio AW-22 watch module QW-725, covering time setting, alarms, timer, stopwatch, and other functions.</p>
	<p>Casio India Warranty Terms and Conditions - Official Guide</p> <p>Official Casio India warranty terms and conditions. Learn about product registration, warranty duration, conditions for repair, and items excluded from warranty coverage. Visit Casio India for support.</p>

	<p>CASIO 3502 Watch User Manual</p> <p>Comprehensive user manual for CASIO watches, model 3502. Learn about water resistance, setting time and date, alarms, stopwatch, timer, backlight, and proper care.</p>
	<p>Casio GW-600 Watch User Manual Module 2972/2973 Instructions</p> <p>Comprehensive user manual for the Casio GW-600 watch (Module 2972/2973). Learn about water resistance, world time, alarms, stopwatch, timer, solar charging, power saving, and maintenance.</p>
	<p>Casio AQ-231 Watch User Manual: Features, Operation, and Specifications</p> <p>Detailed user manual for the Casio AQ-231 watch (Module 1310/1737). Learn how to set time, date, alarms, use the stopwatch, understand water resistance ratings, and view specifications. Includes operational instructions and precautions.</p>