

Pyle PBMWP185

Pyle Wireless Portable Bluetooth Boombox Speaker

MODEL: PBMWP185

Official User Manual

Introduction

Thank you for purchasing the Pyle PBMWP185 Wireless Portable Bluetooth Boombox Speaker. This manual provides essential information for setting up, operating, maintaining, and troubleshooting your device. Please read it thoroughly before use to ensure proper functionality and to maximize your listening experience.

The PBMWP185 is a versatile 2.0 channel portable Bluetooth speaker designed to deliver powerful sound with deep bass. It features IPX5 water resistance, making it suitable for various indoor and outdoor activities. Enjoy seamless audio streaming via Bluetooth, or connect through AUX, USB, and Micro SD inputs. It also includes an FM radio and voice control optimization for Google Assistant and Siri.

Safety Information

WARNING: This product contains chemicals known to the State of California to cause cancer and birth defects or other reproductive harm.

Always handle the device with care. Do not expose the speaker to extreme temperatures, direct sunlight for prolonged periods, or excessive moisture beyond its IPX5 rating. Keep away from children. Do not attempt to disassemble or repair the unit yourself, as this will void the warranty and may cause harm.

What's in the Box

WHAT'S in the BOX



- Charging cable
- Audio (3.5mm) Connection Cable

Image: The Pyle PBMWP185 Boombox with its included accessories: a charging cable and a 3.5mm audio connection cable.

- Pyle PBMWP185 Boombox Speaker
- Charging Cable
- Audio (3.5mm) Connection Cable
- User Manual (this document)

Product Overview



Image: The Pyle PBMWP185 Boombox, highlighting its robust design and speaker layout.

The PBMWP185 is engineered for powerful and portable audio. Key features include:

- **2.0 Channel Speaker System:** Equipped with dual 3-inch subwoofers for 40W peak power and impressive bass.
- **IPX5 Water Resistance:** Splash-proof and rainproof design, ideal for outdoor use near water.
- **Bluetooth 5.0 Connectivity:** Seamless wireless audio streaming from all your favorite Bluetooth-enabled devices with a range of over 30 feet.
- **Multiple Audio Inputs:** Supports AUX (3.5mm), USB drive, and Micro SD card for versatile playback options.
- **FM Radio:** Built-in FM tuner for listening to your favorite radio stations.
- **Voice Control Optimization:** Dedicated button for Google Assistant and Siri voice activation.
- **True Wireless Stereo (TWS) Function:** Connect two PBMWP185 speakers for enhanced stereo sound.
- **Rechargeable Battery:** Built-in 7.4V 3000mAh Li-Ion battery provides extended playtime.

Works with All Your Favorite Bluetooth Devices

(iPhone, Android, Smartphone, iPad, Tablet, PC, etc.)



Bluetooth Version: **5.0**

Wireless Range: **Over 30'+ Ft.**

Image: The speaker's compatibility with a wide range of Bluetooth devices, including smartphones and tablets.

In-Line Functions



Image: Detailed view of the in-line functions and input ports on the speaker, including AUX, USB, and Micro SD.



Image: An internal view highlighting the dual 3-inch subwoofers, responsible for the powerful sound output.

Initial Charging



Image: The speaker connected to a power source for charging.

1. Before first use, fully charge the speaker. Connect the provided charging cable to the DC 5V input port on the speaker and the other end to a USB power adapter (not included) or a computer USB port.
2. The charging indicator lights will illuminate during charging and turn off when fully charged. A full charge typically takes 4-6 hours.

Powering On/Off

- Press and hold the Power button on the control panel to turn the speaker ON or OFF.

Bluetooth Pairing



Image: Demonstrating the Bluetooth pairing process between a smartphone and the speaker.

1. Turn on the speaker. It will automatically enter Bluetooth pairing mode, indicated by a flashing Bluetooth indicator light.
2. Enable Bluetooth on your device (smartphone, tablet, etc.) and search for available devices.
3. Select 'PyleUSA' from the list of devices.
4. Once paired, the Bluetooth indicator light will stop flashing and remain solid, and you will hear a confirmation tone.

Connecting via AUX/USB/SD

- **AUX Input:** Connect an external audio device using the provided 3.5mm audio cable to the AUX port. The speaker will automatically switch to AUX mode.

- **USB/Micro SD:** Insert a USB flash drive or Micro SD card into the respective port. The speaker will automatically detect and play compatible audio files (MP3, AMR, WAV, WMA, APE).

True Wireless Stereo (TWS) Function



Image: Visual representation of the TWS function, enabling two speakers to create a wider stereo soundstage.

1. Ensure you have two PBMWP185 speakers.
2. Turn on both speakers.
3. On one speaker (this will be the master), press the dedicated TWS button. It will emit a tone and begin searching for the second speaker.
4. The second speaker will automatically connect to the master speaker. Once connected, you will hear a confirmation tone, and both speakers will play audio in synchronized stereo.

Operating Instructions

Control Panel Functions

- **Power Button:** Press and hold to turn ON/OFF.

- **Play/Pause Button:** Press to play or pause audio.
- **Volume Up (+):** Press to increase volume. Press and hold for next track.
- **Volume Down (-):** Press to decrease volume. Press and hold for previous track.
- **Mode Button:** Press to switch between Bluetooth, AUX, USB, SD, and FM Radio modes.
- **TWS Button:** Press to activate True Wireless Stereo pairing (see Setup section).
- **Voice Control Button:** Press to activate Google Assistant or Siri on your connected device.

FM Radio Operation

1. Switch to FM Radio mode using the Mode button.
2. Press the Play/Pause button to automatically scan and save available FM stations.
3. Use the Volume Up (+) and Volume Down (-) buttons (short press) to navigate between saved stations.

Maintenance

Cleaning

- Wipe the speaker with a soft, dry cloth. Do not use abrasive cleaners, waxes, or solvents.
- Ensure all ports are dry before connecting cables, especially after exposure to water.

Storage

- Store the speaker in a cool, dry place away from direct sunlight and extreme temperatures.
- If storing for an extended period, charge the battery to approximately 50% every few months to preserve battery life.

Battery Care

- The speaker uses a built-in rechargeable Li-Ion battery. Do not attempt to replace it.
- Avoid fully discharging the battery frequently, as this can reduce its lifespan.

Troubleshooting

Problem	Possible Cause	Solution
Speaker does not turn on.	Battery is depleted.	Charge the speaker for 4-6 hours.
No sound.	Volume is too low or muted. Incorrect input mode.	Increase volume on speaker and connected device. Press Mode button to select correct input.
Bluetooth device cannot pair.	Speaker not in pairing mode. Device too far. Interference.	Ensure speaker is ON and Bluetooth indicator is flashing. Move device closer. Turn off other Bluetooth devices.
Poor FM radio reception.	Weak signal.	Relocate the speaker to an area with better reception.
TWS pairing fails.	Speakers are too far apart. One speaker already paired.	Ensure both speakers are within close proximity. Disconnect any existing Bluetooth connections before initiating TWS.

Specifications

Product Dimension



 5.77 Lbs.

Image: Product dimensions and weight for the Pyle PBMWP185 Boombox.

Feature	Specification
Power Output (Max)	40W Peak / 20W RMS
Sound System	Dual 3" Subwoofers
Bluetooth Version	V5.0+BR+BLE
Wireless Range	Over 30'+ ft.
Water Resistance Rating	IPX5 Splash Proof & Rainproof
Battery Type	Built-in Li-Ion 7.4V 3000mAh Rechargeable Battery
Charging Time	4-6 Hours (DC 5V input)
USB/TF Music Format Support	MP3, AMR, WAV, WMA, APE

Feature	Specification
USB/TF Maximum Capacity	32GB
SNR (Signal-to-Noise Ratio)	68dB
FM Frequency Range	87.5MHz-108MHz
Frequency Response	100Hz-16KHz
Product Dimensions (L x W x H)	13.9" x 7.2" x 5.4" inches
Item Weight	1.13 ounces (Note: Product image indicates 5.77 lbs, please refer to physical product for accurate weight)




Warranty and Support




Pyle products are designed for reliability and performance. For specific warranty information, please refer to the warranty card included with your product or visit the official Pyle website. Typically, Pyle offers a limited warranty against defects in materials and workmanship under normal use.

For technical support, troubleshooting assistance, or to inquire about replacement parts, please visit the official Pyle USA website at www.pyleusa.com. You may also find FAQs and additional resources there.

Please retain your proof of purchase for any warranty claims.

Related Documents - PBMWP185

	<p>Pyle PLPW6D 6.5-Inch 600 Watt Dual Voice Coil 4 Ohm Subwoofer User Manual</p> <p>User manual for the Pyle PLPW6D, a 6.5-inch 600-watt dual voice coil 4-ohm subwoofer. Details product description, performance, dual voice coil features, treated foam surround, mounting depth, enclosure parameters, general specifications, and Thiele-Small parameters.</p>
	<p>Pyle PLBX8A 8" 600W Low-Profile Amplified Car Subwoofer User Manual</p> <p>User manual for the Pyle PLBX8A, an 8-inch, 600-watt low-profile active amplified car audio subwoofer system designed for under-seat installations. Features include installation guide, control panel details, wiring instructions, troubleshooting tips, and technical specifications.</p>
	<p>Pyle PPHP42B Wireless BT BoomBox Stereo Speaker System User Manual</p> <p>User manual for the Pyle PPHP42B Wireless BT BoomBox Stereo Speaker System, detailing its features like full-panel LED lights, FM radio, USB/Micro SD playback, and microphone input. Includes setup, control functions, troubleshooting, and technical specifications.</p>

	<p>Pyle PHCD22/PHCD55/PHCD59 Portable CD Player Boombox User Guide</p> <p>Comprehensive user guide for the Pyle PHCD22, PHCD55, and PHCD59 portable CD player boomboxes. Learn about features, technical specifications, controls, powering options, radio tuning, CD/USB/Bluetooth playback, and troubleshooting.</p>
	<p>Pyle PLMW63/PLMW83 SVC Car Subwoofer User Guide & Technical Specifications</p> <p>Comprehensive user guide and technical specifications for the Pyle PLMW63 (6.5-inch) and PLMW83 (8-inch) Single Voice Coil car subwoofers. Includes wiring instructions, features, and detailed specs.</p>
	<p>Pyle PTA4 2-Channel Mini Stereo Power Amplifier User Manual 2x120W with AUX, CD, Mic Inputs</p> <p>Comprehensive user manual for the Pyle PTA4 2-Channel Mini Stereo Power Amplifier. Details features, controls, safety instructions, connection diagram, and technical specifications for this 2x120 Watt audio amplifier suitable for home, office, and small venues.</p>

Documents - Pyle – PBMWP185



[\[pdf\]](#) User Manual

PBMWP185 Open in new tab Pyle Wireless Portable Bluetooth Boombox Speaker User Manual
ManualsDock manualsdock 2023 08 |||

PBMWP185 Wireless BT Portable Speaker Radio System Please take the time to read this manual carefully before you begin using your new device. Any content revision of the manual won t declare again, and we are not responsible for consequence caused by fault or oversight of this manual. FEATURES: ...

lang:en score:34 filesize: 253.49 K page_count: 6 document date: 2023-08-13




[pdf]

PBMWP185 Manuals Portable Bluetooth Speaker Radio System Pyle USA manuals pyleusa |||

...

lang:en score:28 filesize: 17.18 M page_count: 24 document date: 2024-06-18



[Pyle Mounts, Stands, and Holders Product Catalog](#)

Explore the comprehensive range of Pyle and PylePro mounts, stands, and holders for TVs, computers, musical instruments, microphones, projectors, and tablets. This catalog showcases various solutions for home, office, and professional audio-visual setups.

lang:en score:15 filesize: 12.96 M page_count: 254 document date: 0000-00-00



[pdf] Declaration of Conformity Test Report

Pyle Wireless Portable Bluetooth Boombox Speaker 500W 2 0CH Rechargeable Boom Box Barrel Loud Stereo System with AUX Input USB SD Fm Radio 3 Subwoofer Voice Control PBMWP185 Certificate of Compliance C1ihOyR8KbL m media amazon images I |||

Page 1 of 28 FCC Test Report Report No.: AGC05705200802FE01B PRODUCT DESIGNATION : Bluetooth Speaker BRAND NAME MODEL NAME APPLICANT DATE OF ISSUE : N/A S360, PSBWP9BK, PSBWP9BL, PSBWP4, IQ-1606BT, IQ-2323BT, IQ-2304BT, VK-3500-BK, VK-3202-BK, ES241, GW541, KS23S, P02R, P02S, BM621, P01R, ...

lang:en score:10 filesize: 4.74 M page_count: 30 document date: 2021-09-17