

Srhythm NC35

Srhythm NC35 Noise Cancelling Headphones User Manual

Comprehensive guide for your Srhythm NC35 Wireless Bluetooth 5.0 Headphones.

1. INTRODUCTION

Thank you for choosing Srhythm NC35 Noise Cancelling Headphones. This manual provides detailed instructions on how to set up, operate, and maintain your headphones to ensure optimal performance and longevity. Please read this manual thoroughly before using the product.

The Srhythm NC35 headphones feature world-leading digital active noise cancelling technology, Bluetooth 5.0 connectivity, and a lightweight, ergonomic design for extended comfort. Enjoy mega bass sound and up to 50 hours of playtime on a single charge.

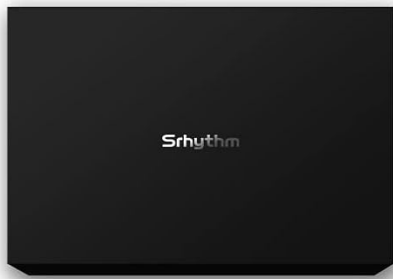
2. PACKAGE CONTENTS

Upon opening your Srhythm NC35 headphones package, please verify that all the following items are included:

- Srhythm NC35 Noise Cancelling Headphones
- Portable Carry Case
- 3.5mm Audio Cable (120cm/47.24 inch)
- Type-C Charging Cable (100cm/39.37 inch)
- 3.5mm to 6.35mm Adapter (Compatible with Pro audio equipment)
- Aircraft Adapter (Only for airplane use)
- Quick Start Guide
- User Manual (Digital, 10 languages)

Amazing Package for Gift

Beautiful package with a travel case



Gift Box Packing



Portable Carry Case
(8.46 inch*5.7 inch*1.97 inch)



3.5mm to 6.35mm Adapter
(Compatible with Pro audio equipment)



Aircraft Adaptor
(Only use for airplane)




Srhythm NC35 Headphones



3.5mm Audio Cable (120cm/47.24 inch)



Type-C Charging Cable(100cm/39.37 inch)



Quick Start Guide



10 Languages' Digital Manual
(130Pages)



Image: Overview of the Srhythm NC35 headphone package contents, including the headphones, various cables, adapters, and documentation.

3. PRODUCT FEATURES

- **World-Leading Digital Active Noise Cancelling (ANC):** Effectively reduces up to 90% of stable low-frequency background noise, ideal for travel or noisy environments. ANC functions in both wired and wireless modes.
- **Elegant Appearance & Tiny Lightweight Folding:** Weighing only 0.42 lb, these headphones are designed for comfort and portability. Features 100°-120° ear-cup multi-angle flexible rotation and an adjustable headband with 8 levels of stretch.
- **Fast Charge & 50+ Hours Enjoyment:** USB-C charging provides 2 hours of use from a 10-minute charge. A full charge (1-2 hours) offers up to 50 hours of playtime thanks to energy-efficient Bluetooth 5.0.

- **Built-in Microphones & Voice Control:** Sensitive microphones enable clear communication in Bluetooth mode. Supports voice control for convenient operation. Includes a 3.5mm stereo audio cable for wired use when the battery is low.
- **Ultimate Sound:** Equipped with unique sound chambers and 40mm HD premium speakers, delivering clear mega bass and improved frequency response for a rich audio experience.
- **Superior Comfort:** Features extremely comfortable memory protein leather earcups with a skin-friendly, breathable feel. Exclusive Air Pressure Balance design reduces sound wave pressure from active noise reduction, enhancing wearing comfort.

World-Leading Active Noise Cancelling

Reduce noise up to 90%



Image: Demonstrates the active noise cancelling feature of the headphones.

UNMATCHED COMFORT ERGONOMIC DESIGN

100°-120° multi-point rotation Ear-pads

8 levels' stretch headband



Image: Illustrates the flexible rotation and folding capabilities of the headphones for comfort and portability.

4. SAFETY INFORMATION

To ensure safe operation and prevent damage to the device, please adhere to the following guidelines:

- Avoid operating the headphones in extreme temperatures. Use the device within its specified operating temperature range: -15°C (-5°F) to 55°C (131°F).
- Do not expose the headphones to water or excessive moisture. While water resistant, they are not waterproof.
- Do not disassemble, repair, or modify the headphones yourself. Refer to qualified service personnel for any repairs.
- Keep the headphones away from strong magnetic fields.
- Avoid prolonged listening at high volumes to prevent hearing damage.

5. SETUP AND INITIAL USE

5.1 Charging the Headphones

Before first use, fully charge your Srhythm NC35 headphones. A full charge takes approximately 1-2 hours and provides up to 50 hours of playtime.

1. Connect the Type-C charging cable to the charging port on the headphones.
2. Connect the other end of the cable to a USB power adapter (not included) or a computer's USB port.
3. The LED indicator will show charging status (e.g., red for charging, blue for fully charged). Refer to the Quick Start Guide for specific LED behaviors.

Note: A 10-minute charge can provide up to 2 hours of playback.

5.2 Powering On/Off

- **To Power On:** Press and hold the Power button for approximately 3 seconds until the LED indicator lights up.
- **To Power Off:** Press and hold the Power button for approximately 3 seconds until the LED indicator turns off.

6. OPERATING INSTRUCTIONS

6.1 Bluetooth Pairing

To connect your Srhythm NC35 headphones to a Bluetooth-enabled device:

1. Ensure the headphones are powered off.
2. Press and hold the Power button for 5-7 seconds until the LED indicator flashes red and blue alternately, indicating pairing mode.
3. On your device (smartphone, tablet, PC), enable Bluetooth and search for available devices.
4. Select "Srhythm NC35" from the list of found devices.
5. Once connected, the LED indicator on the headphones will flash blue slowly.

Note: The headphones will automatically attempt to reconnect to the last paired device when powered on.

6.2 Active Noise Cancelling (ANC) Function

The ANC feature reduces ambient noise, providing a more immersive listening experience.


- **To Activate ANC:** Locate the ANC switch/button on the headphone earcup and slide/press it to the "ON" position. An indicator light (often green) will illuminate.
- **To Deactivate ANC:** Slide/press the ANC switch/button to the "OFF" position. The indicator light will turn off.

Note: ANC can be used independently in both wired and wireless modes. It is most effective at reducing low-frequency, constant noises.


6.3 Controls and Functions

The Srhythm NC35 headphones feature intuitive controls for media playback and calls.

Button/Action	Function
Power Button (Short Press)	Play/Pause music, Answer/End call
Power Button (Long Press)	Power On/Off, Enter Pairing Mode
Volume Up (+)	Increase Volume (short press), Next Track (long press)
Volume Down (-)	Decrease Volume (short press), Previous Track (long press)
ANC Switch/Button	Toggle Active Noise Cancelling On/Off
Voice Assistant Button	Activate Voice Assistant (e.g., Siri, Google Assistant)



For faster & clearer call





Support Voice Assistant

compatible with most mobile devices

Image: Highlights the voice assistant compatibility of the headphones.

6.4 Wired Mode

You can use the Srhythm NC35 headphones in wired mode, even if the battery is depleted or if you prefer a wired connection.

- Connect one end of the included 3.5mm audio cable to the audio input jack on the headphones.

- Connect the other end to the 3.5mm audio output jack of your device (e.g., smartphone, laptop, airplane entertainment system).
- In wired mode, the ANC function can still be activated if the headphones have battery power.

7. MAINTENANCE AND CARE

Proper maintenance will extend the life of your headphones and ensure continued high-quality performance.

- Clean the earcups and headband regularly with a soft, dry cloth. Do not use harsh chemicals or abrasive materials.
- Store the headphones in their portable carry case when not in use to protect them from dust, scratches, and impacts.
- Avoid exposing the headphones to extreme temperatures, direct sunlight, or high humidity.
- Do not drop or apply excessive force to the headphones.
- Charge the headphones at least once every three months if not used for extended periods to maintain battery health.

8. TROUBLESHOOTING

If you encounter any issues with your Srhythm NC35 headphones, please refer to the following common solutions:

Problem	Possible Solution
Headphones do not power on.	Ensure the headphones are charged. Connect to a power source and try again.
Cannot pair with device.	<ul style="list-style-type: none">◦ Ensure headphones are in pairing mode (LED flashing red/blue).◦ Turn off Bluetooth on your device and turn it back on.◦ Clear previous Bluetooth connections on your device.◦ Move headphones closer to the device (within 10 meters).
No sound or low volume.	<ul style="list-style-type: none">◦ Adjust volume on both headphones and connected device.◦ Ensure headphones are properly paired.◦ If in wired mode, check cable connection.
ANC not effective.	<ul style="list-style-type: none">◦ Ensure ANC is switched on.◦ ANC is designed to reduce low-frequency, constant noise, not voices or sudden sounds.

Problem	Possible Solution
"Low battery" voice prompt interrupts audio.	This is a notification that the battery is low. Recharge the headphones immediately.

If the problem persists after trying these solutions, please contact Srhythm customer support for further assistance.

9. SPECIFICATIONS

Feature	Detail
Model Name	NC35
Connectivity Technology	Wireless (Bluetooth 5.0)
Wireless Communication Technology	Bluetooth
Noise Control	Active Noise Cancellation (ANC)
Audio Driver Size	40 Millimeters
Frequency Response	20 KHz
Battery Life	50 Hours
Charging Time	2 Hours (10 min charge for 2 hours use)
Bluetooth Range	10 Meters
Item Weight	190 Grams (6.7 ounces)
Product Dimensions	8.27 x 5.91 x 3.15 inches
Material	Leather, Plastic
Headphones Jack	3.5 mm Jack
Control Type	Voice Control
Compatible Devices	IOS, Android, TV, PC, Tablet

10. WARRANTY AND SUPPORT

Srhythm products are designed for durability and performance. For warranty information and customer support, please refer to the official Srhythm website or contact their customer service directly.

For the most up-to-date support resources, including FAQs and contact details, please visit the [Srhythm Store](#)

on [Amazon](#) or consult the digital user manual provided with your product.