

Circa Air B083S685KD

Circa Air Inflatable Knee Pillow User Manual

Model: B083S685KD

INTRODUCTION

Thank you for choosing the Circa Air Inflatable Knee Pillow. This lightweight and compact orthopedic pillow is designed to provide comfort and support for side sleepers, helping to alleviate pain in the back, hips, legs, and joints. Its inflatable design allows for adjustable firmness, making it ideal for both home use and travel.

PRODUCT FEATURES

- **Ultra-Compact & Lightweight:** Folds down to 4x2 inches and weighs only 1.98 ounces, making it highly portable.
- **Orthopedic Support:** Ergonomically designed to keep legs, hips, and spine aligned, providing relief for sciatica, back, hip, and joint pain.
- **Adjustable Firmness:** Features a push-button valve for easy inflation and deflation, allowing you to customize the pillow's firmness.
- **Durable Material:** Made from soft TPU fabric, ensuring comfort and longevity.
- **Travel-Friendly:** Comes with a bonus travel pouch for convenient storage and transport.

SETUP

The Circa Air Inflatable Knee Pillow is designed for quick and easy setup.

1. **Unpack:** Remove the knee pillow from its travel pouch.
2. **Locate Valve:** Find the push-button valve on the side of the pillow.
3. **Inflate:** Open the valve and inflate the pillow by mouth. It typically takes 3-4 full breaths to reach desired firmness. The one-way valve prevents air from escaping during inflation.
4. **Adjust Firmness:** To adjust firmness, press the center of the valve to release small amounts of air until the desired comfort level is achieved.

PREMIUM QUALITY



EASY TO INFLATE

Unique one-way button valve for easy inflation and deflation.



Only 0.13 lbs/60 gms

Soft Breathable TPU Fabric



**Lightweight
Durable & Strong
Leak Free**

Image: The Circa Air Inflatable Knee Pillow with its dimensions and the easy-to-use push-button valve highlighted.

Your browser does not support the video tag.

Video: Demonstrates the inflation and deflation process of the Circa Air Inflatable Knee Pillow, highlighting the one-way button valve for ease of use.

OPERATING INSTRUCTIONS

The Circa Air Inflatable Knee Pillow can be used in various positions to provide optimal comfort and alignment.

- **Between Knees (Side Sleepers):** Place the pillow between your knees while sleeping on your side. This helps align your hips and spine, reducing pressure and discomfort.
- **Under Legs:** For back sleepers or to elevate legs, place the pillow under your calves or ankles. This can improve circulation and reduce swelling.
- **Under Ankles:** To relieve pressure on ankles or heels, position the pillow directly under your ankles.



The contoured shape keeps your legs, hips and spine aligned while sleeping, helping you sleep better.

circa air 

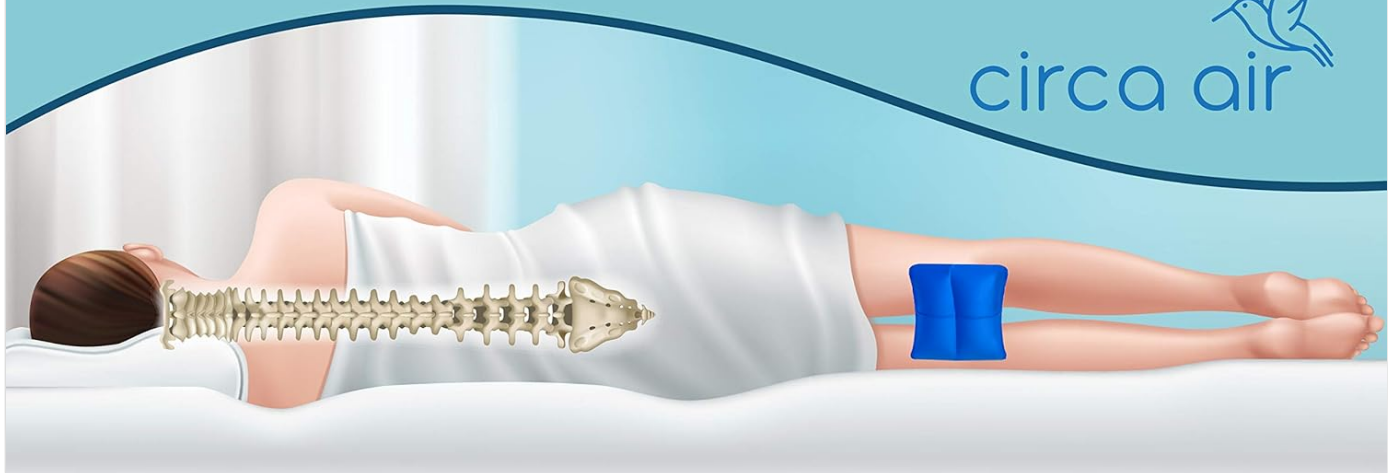


Image: Illustrates the proper use of the knee pillow for side sleepers, demonstrating how it helps maintain spinal alignment.

circa air 

INFLATABLE KNEE PILLOW

A durable, portable yet super lightweight design that fits comfortably between your knees and provides maximum support while you sleep.



Image: Shows versatile usage of the pillow, including placement under ankles, under legs, and between knees for various comfort needs.

MAINTENANCE

Proper care will extend the life of your Circa Air Inflatable Knee Pillow.

- **Cleaning:** Gently wipe clean with a damp cloth. Do not machine wash or tumble dry.
- **Storage:** After use, deflate the pillow completely by pressing the valve and rolling it to expel all air. Store it in the provided travel pouch in a cool, dry place away from direct sunlight.
- **Avoid Punctures:** Keep the pillow away from sharp objects to prevent damage to the TPU fabric.

TROUBLESHOOTING

Problem	Possible Cause	Solution
Pillow loses air quickly.	Valve not fully closed or a small puncture.	Ensure the valve is securely closed after inflation. Check for any small holes or tears in the fabric. If a puncture is found, a repair kit (not included) may be used for minor damage.
Difficulty inflating.	Valve obstructed or not fully open.	Ensure the valve is fully open and clear of debris before attempting to inflate.
Pillow feels too hard/soft.	Incorrect inflation level.	Adjust the air by pressing the valve to release air for a softer feel, or add more air for a firmer feel.

SPECIFICATIONS







Brand	Circa Air
Model	B083S685KD
Material	TPU Fabric (Polyester)
Color	Blue
Product Dimensions (Inflated)	9.8"L x 7.9"W x 6.3"H (approximate)
Item Weight	1.98 ounces (approximate)
Special Features	Adjustable, Compressible, Inflatable, Lightweight, Portable

WARRANTY & SUPPORT

Circa Air is committed to customer satisfaction. Your Inflatable Knee Pillow is fully guaranteed. If you are not completely satisfied with your purchase, Circa Air offers an easy return process.

For further support or inquiries, please visit the official Circa Air store:

[Visit the Circa Air Store](#)

	<p>Circa Air Inflatable Leg Elevation Pillow: Instruction Guide & Usage Tips</p> <p>Learn how to use your Circa Air Inflatable Leg Elevation Pillow effectively. This guide covers common mistakes, inflation, deflation, storage, and care instructions for optimal comfort and performance.</p>
	<p>Travel Pillow 0048: Multifunctional Inflatable Pillow Overview</p> <p>Detailed overview of the Travel Pillow 0048, a multifunctional inflatable pillow designed for comfort and portability. Learn about its core advantages, structure, and features for travel, yoga, and relaxation.</p>
	<p>Circa Air Inflatable Leg Elevation Pillow: Instruction Guide & Usage Tips</p> <p>Learn how to use your Circa Air Inflatable Leg Elevation Pillow effectively. This guide covers common mistakes, inflation, deflation, storage, and care instructions for optimal comfort and performance.</p>
	<p>QUINEAR QN-031KS Knee Massager Instructions Manual</p> <p>Official instructions manual for the QUINEAR QN-031KS Knee Massager, detailing safety precautions, device features, operating instructions, troubleshooting, specifications, and package contents.</p>
	<p>iReliev Leg & Foot Air Compression System User Manual</p> <p>User manual for the iReliev Leg & Foot Air Compression System (Model CO-2000), detailing instructions for use, safety warnings, troubleshooting, care, and specifications. Learn how to operate the air compression therapy device for leg and foot relief.</p>
	<p>Normatec 3 User Manual & Safety Guide Hyperice</p> <p>Official user manual and safety guide for the Hyperice Normatec 3 dynamic air compression massager. Learn about setup, operation, features like ZoneBoost, troubleshooting, technical specifications, and warranty.</p>