

## Manuals+

[Q & A](#) | [Deep Search](#) | [Upload](#)

manuals.plus /

- › [Nerf](#) /
- › [NERF Elite 2.0 Commander RD-6 Dart Blaster Instruction Manual](#)

Nerf E9485

# NERF Elite 2.0 Commander RD-6 Dart Blaster

Model: E9485 | Brand: Nerf

## 1. INTRODUCTION

The Nerf Elite 2.0 Commander RD-6 Dart Blaster is designed for active play, featuring a 6-dart rotating drum and the ability to fire darts up to 90 feet (27 meters). This manual provides essential information for safe and effective use of your blaster.



Image 1: The Nerf Elite 2.0 Commander RD-6 Dart Blaster, shown with 12 included darts.

## 2. SAFETY INFORMATION

**WARNING: CHOKING HAZARD. Not for children under 3 years.**

- Always use official NERF Elite darts. Other darts may not meet safety standards.
- Do not modify darts or blaster.
- Do not aim at eyes or face. Eyewear is recommended (not included).
- Adult supervision is recommended during play.

## 3. WHAT'S IN THE BOX

Your Nerf Elite 2.0 Commander RD-6 package includes:

- 1 x Nerf Elite 2.0 Commander RD-6 Blaster
- 12 x Nerf Elite Darts (6 for the drum, 6 for reload)



Image 2: The Nerf Elite 2.0 Commander RD-6 Dart Blaster as it appears in its retail packaging.

## 4. SETUP

### 4.1 Loading Darts

1. Ensure the blaster is not primed.
2. Insert one Nerf Elite dart into each of the 6 chambers in the rotating drum. Push the darts in firmly until they are seated.
3. Keep the remaining 6 darts nearby for quick reloads during play.





Image 3: Demonstrates the process of loading darts into the blaster's rotating drum.

## 5. OPERATING THE BLASTER

### 5.1 Single-Shot Firing

1. Load darts into the rotating drum as described in Section 4.1.
2. Grip the priming slide located on top of the blaster.
3. Pull the priming slide backward completely, then push it forward until it clicks into place. The blaster is now primed.
4. Aim at your target (remembering safety guidelines).
5. Pull the trigger to launch one dart. The drum will rotate to the next dart automatically.



Image 4: A person demonstrating the aiming posture with the Nerf Elite 2.0 Commander RD-6 Blaster.

## 5.2 Slam-Fire Action

For rapid-fire action, use the slam-fire feature:

1. Load darts and prime the blaster as for single-shot firing.
2. Hold down the trigger.
3. Rapidly pull the priming slide backward and push it forward repeatedly. Darts will launch in quick succession as you cycle the slide.

## 5.3 Customization

The Commander RD-6 features 2 tactical rails and attachment points for a stock and a barrel. These allow for customization with compatible Nerf accessories (sold separately).





Image 5: A close-up view of the Nerf Elite 2.0 Commander RD-6 Blaster, highlighting its design and attachment points.

## 6. MAINTENANCE

---

- Keep the blaster clean and free of dirt or debris. Use a dry cloth to wipe down surfaces.
- Store darts in a clean, dry place to maintain their shape and performance.
- Avoid exposing the blaster to extreme temperatures or direct sunlight for prolonged periods.

## 7. TROUBLESHOOTING

---

### 7.1 Dart Jams

If a dart jams:

1. Ensure the blaster is not primed and the trigger is not held down.
2. Carefully inspect the dart drum and barrel for any lodged darts.
3. Gently remove any jammed darts. Do not force them, as this may damage the blaster.
4. Check darts for damage (e.g., bent tips, torn foam). Damaged darts can cause frequent jams and should be replaced.






## 8. SPECIFICATIONS

Product Dimensions	2.63 x 14.25 x 9.5 inches
Item Weight	1.1 pounds
Model Number	E9485
Manufacturer Recommended Age	8 years and up
Dart Capacity	6 darts (rotating drum)
Max Firing Distance	Up to 90 feet (27 meters)

## 9. WARRANTY AND SUPPORT

For warranty information or product support, please refer to the manufacturer's official website or contact their customer service. Keep your purchase receipt as proof of purchase.

### Related Documents - E9485

	<a href="#">Nerf Rough Cut 2X4 Elite Blaster User Manual</a> User manual for the Nerf Rough Cut 2X4 Elite Blaster, detailing its features, operation, and safety precautions. Includes instructions for loading, single fire, and slam fire modes.
	<a href="#">Nerf N-Strike Elite Strongarm Blaster: User Guide</a> Official instructions for the Nerf N-Strike Elite Strongarm toy blaster. Learn how to load darts, fire single shots, and use the slam-fire feature for rapid firing. Includes safety warnings and product details.
	<a href="#">Nerf Pro Stryfe X Dart Blaster: User Manual and Safety Instructions</a> Comprehensive guide to operating the Nerf Pro Stryfe X Dart Blaster, including charging, loading, firing, safety warnings, and storage. Features detailed instructions for safe play and regulatory information.
	<a href="#">Nerf Hyper MACH-100 Blaster: Operating and Safety Instructions</a> Comprehensive guide for the Nerf Hyper MACH-100 blaster, detailing how to load, fire, clear jams, store the blaster, and important safety precautions. Includes battery information and product compatibility.
	<a href="#">Nerf Roblox Arsenal Pulse Laser Blaster Instructions</a> Comprehensive guide on how to operate, load, fire, and clear jams for the Nerf Roblox Arsenal Pulse Laser motorized dart blaster. Includes safety warnings and battery information.



### [NERF Modulus ECS-10 Blaster: Instructions and Safety Guide](#)

Official instructions and safety information for the NERF Modulus ECS-10 blaster by Hasbro. Learn how to load, fire, maintain, and safely use your NERF blaster.