

## Logitech MK470

# Logitech MK470 Slim Wireless Keyboard and Mouse Combo User Manual

Model: MK470 | Brand: Logitech

## INTRODUCTION

This manual provides detailed instructions for setting up, operating, and maintaining your Logitech MK470 Slim Wireless Keyboard and Mouse Combo. Designed for efficiency and quiet operation, this ultra-thin and modern combo offers a reliable 2.4 GHz wireless connection for Windows 7, 8, 10, 11, or later, and Chrome OS.



Image: The Logitech MK470 Slim Wireless Keyboard and Mouse Combo in Off White, showcasing its minimalist design on a wooden desk with office accessories.

## PACKAGE CONTENTS

- Logitech MK470 Slim Wireless Keyboard
- Logitech MK470 Slim Wireless Mouse
- USB Receiver
- 2 x AAA Batteries (Pre-Installed in keyboard)
- 1 x AA Battery (Pre-Installed in mouse)
- User Documentation



Image: The Logitech MK470 Slim Wireless Keyboard and Mouse Combo shown with its retail packaging, including the keyboard, mouse, batteries, and USB receiver.

## SETUP INSTRUCTIONS

- 1. Insert Batteries:** The keyboard requires two AAA batteries and the mouse requires one AA battery. These are typically pre-installed. If not, open the battery compartments and insert the batteries, ensuring correct polarity.



Image: The Logitech MK470 Slim Wireless Keyboard and Mouse, highlighting their long battery life of 36 months for the keyboard and 18 months for the mouse.

2. **Locate USB Receiver:** The USB receiver is usually stored inside the mouse (under the battery cover) or within the product packaging.



Image: A close-up of the Logitech MK470 Slim Wireless Keyboard and Mouse, with an arrow pointing to the USB receiver stored within the keyboard's battery compartment.

3. **Connect USB Receiver:** Plug the USB receiver into an available USB port on your computer.  
The system should automatically detect and install the necessary drivers. No additional software is typically required for basic functionality.
4. **Power On:** Ensure the mouse is powered on (if it has an on/off switch). The keyboard does not typically have a separate power switch and activates upon key press once the receiver is connected.

## OPERATING INSTRUCTIONS

---

### Keyboard Features

- **Compact Layout:** Features a modern, compact layout with low-profile scissor keys and a number pad, optimized for Windows.
- **Ultra Quiet Typing:** Designed for a quiet typing experience.
- **FN Keys:** Includes 12 customizable FN keys. Use Logi Options+ software for personalization.



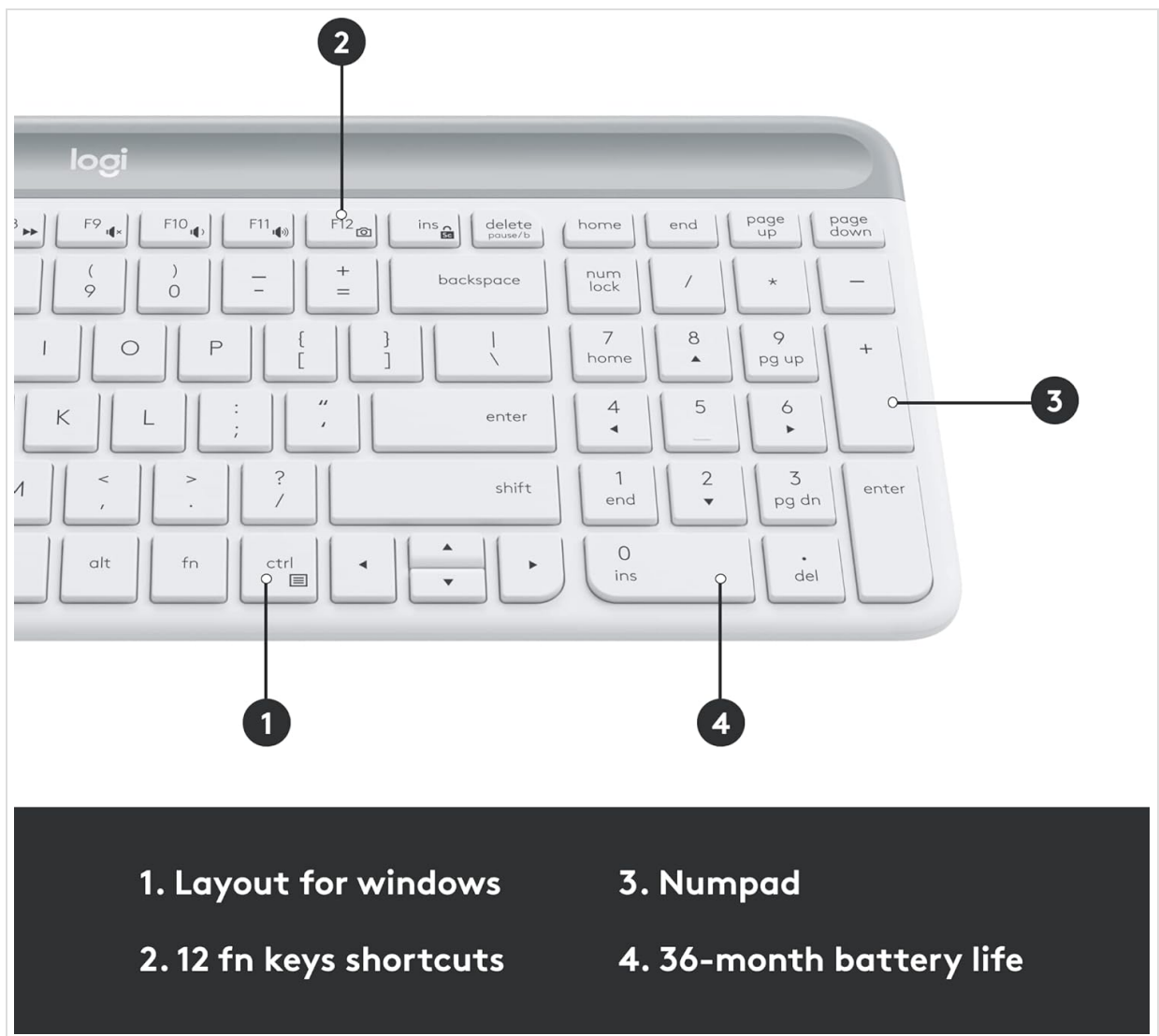


Image: A detailed view of the Logitech MK470 Slim Wireless Keyboard, pointing out the Windows layout, 12 FN key shortcuts, number pad, and 36-month battery life.

## Mouse Features

- **Ambidextrous Design:** Comfortable, ambidextrous 3-button mouse.
- **High Precision Tracking:** Features high precision optical tracking with a 1000 DPI sensor resolution.
- **Mechanical Scroll Wheel:** For smooth navigation.
- **Quiet Clicks:** Lab-tested, noise-reduced clicks for an ultra-quiet work experience.



**1. Silent wide rubber wheel**

**2. Ambidextrous portable shape**

**3. magnetic keyplate**

**4. 18-month battery life**

Image: A detailed view of the Logitech MK470 Slim Wireless Mouse, pointing out the silent wide rubber scroll wheel, ambidextrous portable shape, magnetic keyplate, and 18-month battery life.

## CONNECTIVITY

The Logitech MK470 combo utilizes a simple plug-and-play USB nano receiver, providing a strong and reliable 2.4 GHz wireless connection. The wireless operating distance is up to 10 meters (33 feet). Please note that wireless range may vary based on environmental and computing conditions.

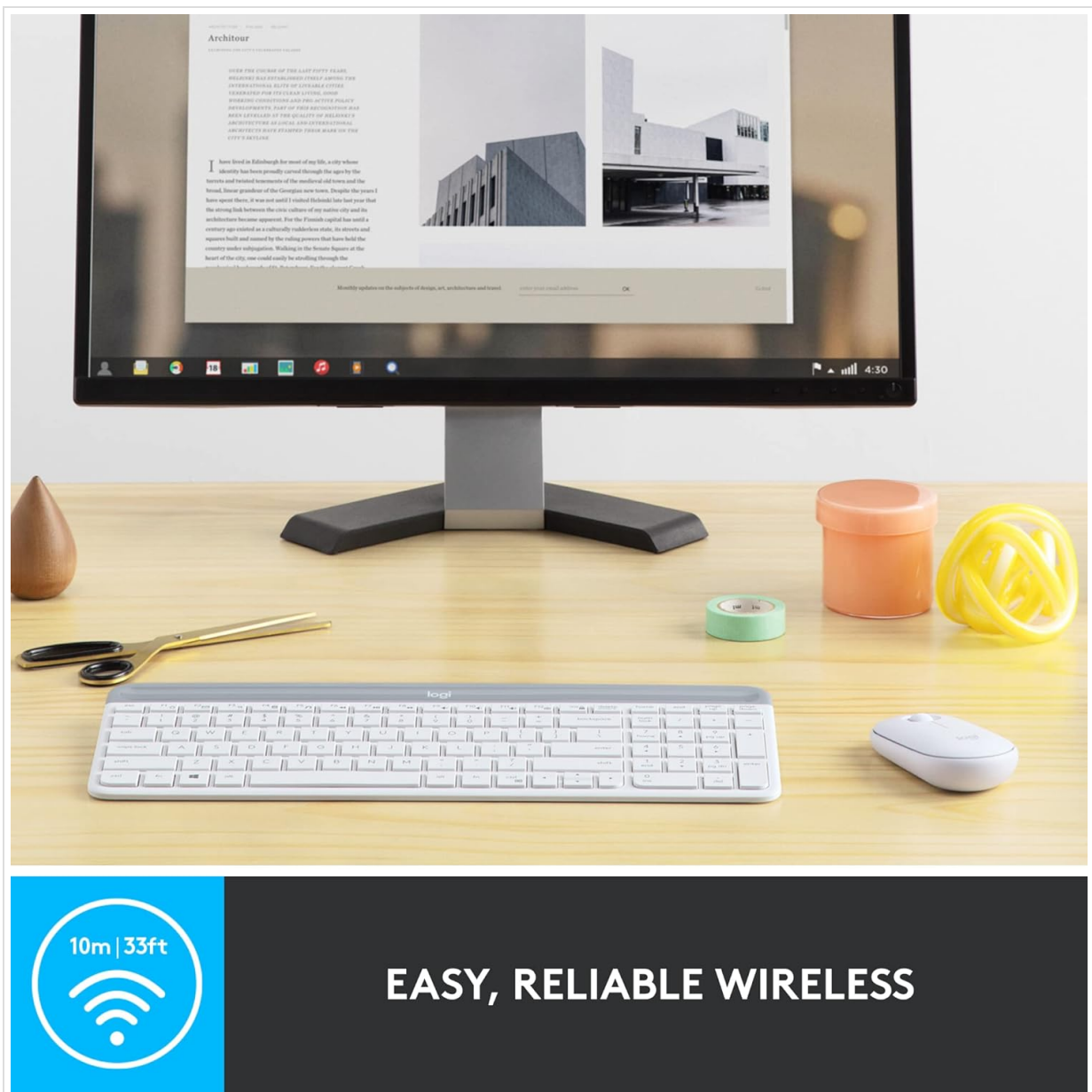


Image: The Logitech MK470 Slim Wireless Keyboard and Mouse positioned on a desk in front of a computer monitor, emphasizing its easy and reliable wireless connection.

## BATTERY INFORMATION

The keyboard operates on two AAA batteries, offering up to 36 months of battery life. The mouse uses one AA battery, providing up to 18 months of battery life. Both battery life estimates may vary based on user and computing conditions. The auto-sleep feature helps conserve battery power.

**Note:** Due to ongoing product enhancements, the battery door on the keyboard you receive may be either glossy or matte.

## MAINTENANCE

To ensure optimal performance and longevity of your Logitech MK470 combo, follow these maintenance tips:

- **Cleaning:** Use a soft, damp cloth to clean the surfaces of the keyboard and mouse. Avoid harsh chemicals or abrasive materials.
- **Battery Replacement:** Replace batteries when performance degrades. Always use fresh, high-quality batteries.



- **Storage:** When not in use for extended periods, store the USB receiver in its designated slot (if available) or a safe place to prevent loss.
- **Avoid Spills:** While durable, avoid liquid spills on the keyboard and mouse to prevent damage.

## TROUBLESHOOTING

If you encounter issues with your Logitech MK470 Slim Wireless Keyboard and Mouse Combo, try the following steps:

**1. No Connection/Lag:**

- Ensure the USB receiver is securely plugged into a working USB port on your computer.
- Check the battery levels of both the keyboard and mouse. Replace batteries if low.
- Move the keyboard and mouse closer to the USB receiver to rule out range issues or interference.
- Try plugging the USB receiver into a different USB port on your computer.
- Restart your computer.

**2. Keys Not Responding:**

- Verify battery levels.
- Ensure the keyboard is within range of the USB receiver.
- Clean around the affected keys to remove any debris.

**3. Mouse Cursor Jumps/Erratic Movement:**

- Clean the optical sensor on the bottom of the mouse.
- Ensure you are using the mouse on a suitable surface (not highly reflective or transparent).
- Check battery levels.

## SPECIFICATIONS

Feature	Detail
Brand	Logitech
Model Number	920-009443
Series	Slim Wireless Keyboard and Mouse Combo MK470
Color	Off White
Connectivity Technology	2.4 GHz USB Receiver
Wireless Operating Distance	10 m (33 ft)
Keyboard Battery Life	36 months (2 x AAA batteries)
Mouse Battery Life	18 months (1 x AA battery)
Mouse Sensor Resolution	1000 DPI
Compatible Operating Systems	Windows 10 or later, Windows 8, Windows 7, Chrome OS, also works with Surface.

Feature	Detail
Keyboard Dimensions (LxWxH)	373.5 x 143.9 x 19.4 mm (14.7 x 5.6 x 0.76 in)
Keyboard Weight (including battery)	566 g (19.9 oz)
Mouse Dimensions (LxWxH)	107 x 59 x 26.5 mm (4.2 x 2.3 x 1 in)
Mouse Weight (including battery)	100 g (3.5 oz)




Image: Diagram showing the dimensions of the Logitech MK470 Slim Wireless Keyboard (373.5 mm length, 149.9 mm width, 21.3 mm height) and its weight.



Image: Diagram showing the dimensions of the Logitech MK470 Slim Wireless Mouse (107 mm length, 59 mm width, 26.5 mm height).

## WARRANTY AND SUPPORT

For warranty information and technical support, please refer to the official Logitech website or the documentation included with your product. Logitech offers various support resources to assist with product inquiries and issues.

You can also visit the [Logitech Store on Amazon](#) for additional product details and accessories.