

Superior SUPiCM002

Superior Security iCM002 WiFi Outdoor Surveillance Camera User Manual

Model: SUPiCM002 | Brand: Superior

INTRODUCTION

This manual provides comprehensive instructions for the installation, operation, and maintenance of your Superior Security iCM002 WiFi Outdoor Surveillance Camera. Please read this manual thoroughly before using the product to ensure proper functionality and safety.

The Superior Security iCM002 is a Full HD 1080p wireless outdoor smart camera designed for reliable surveillance. It features night vision, two-way audio, motion detection, and can be controlled via the Smart Life® App on iOS® and Android® devices. It is also compatible with Amazon Alexa and Google Assistant.

PACKAGE CONTENTS

Upon opening the package, please verify that all the following items are included:

- 1080p Camera
- Antenna
- Power Adapter (12V/1A DC)
- 4 Screws
- 4 Expansion Bolts
- User Manual (this document)



Image: A detailed front view of the Superior Security iCM002 camera, highlighting the lens, infrared sensors, and microphone.

- **Camera Lens:** Captures video footage.
- **Infrared LEDs:** Provide night vision capabilities.
- **Microphone:** For two-way audio communication.
- **Speaker:** For two-way audio communication.
- **Antenna:** For Wi-Fi connectivity.
- **Mounting Base:** For secure installation.
- **Micro SD Card Slot:** Supports up to 128 GB for local storage (card not included).
- **Power Port:** For connecting the 12V/1A DC power adapter.



Image: A side view of the Superior Security iCM002 camera, showing the attached antenna and the robust housing.

SPECIFICATIONS

Feature	Detail
Model	SUPiCM002
Resolution	1920x1080p (Full HD)
Viewing Angle	75°
Night Vision Distance	20-25 meters
Weather Resistance	IP66 (Weather resistant)
Connectivity	2.4GHz Wi-Fi (IEEE 802.11b/g/n)
Storage	Micro SD card up to 128 GB (not included)
Power Supply	12V/1A DC
Operating Temperature	0°C to 55°C
Dimensions (L x W x H)	17 x 8 x 7 cm
Weight	1 Grams (Product only)

SETUP AND INSTALLATION

Follow these steps to set up your Superior Security iCM002 camera:

1. Prepare for Installation:

- Choose a suitable outdoor location with a clear view of the area you wish to monitor. Ensure the location is within range of your 2.4GHz Wi-Fi network.
- Ensure there is a power outlet nearby for the camera's power adapter.
- If using local storage, insert a Micro SD card (up to 128 GB, not included) into the camera's SD card slot before mounting.

2. Download the Smart Life® App:

- Scan the QR codes on the product packaging or search for "Smart Life" in the Apple App Store (for iOS devices) or Google Play Store (for Android devices).
- Install and open the app, then register for a new account or log in if you already have one.



Image: Product packaging displaying QR codes for downloading the Smart Life app from both Apple App Store and Google Play Store.

3. Power On the Camera:

- Connect the power adapter to the camera's power port and plug it into a power outlet.
- The camera will power on and enter pairing mode, indicated by a flashing LED light (refer to app instructions for specific light patterns).

4. Add Device in Smart Life App:

- In the Smart Life app, tap "Add Device" or the "+" icon.
- Select "Security & Video Surveillance" then "Smart Camera" or follow the app's guided setup for adding a new camera.
- Follow the on-screen instructions to connect the camera to your 2.4GHz Wi-Fi network. This typically involves entering your Wi-Fi password and scanning a QR code generated by the app with the camera's lens.

5. Mount the Camera:

- Once the camera is successfully connected to Wi-Fi, use the included screws and expansion bolts to securely mount the camera to your chosen surface (e.g., wall, ceiling).
- Adjust the camera's angle to cover the desired surveillance area.



Image: A rear view of the Superior Security iCM002 camera, showing the mounting base with screw holes and the power input port.

OPERATING INSTRUCTIONS

The Superior Security iCM002 camera is primarily operated through the Smart Life® App. Here are its key features:

- **Live View:** Access real-time video streaming from your camera anytime, anywhere via the app.
- **Recording:**
 - **Continuous Recording:** If an SD card is inserted, the camera can record continuously.
 - **Event Recording:** Records clips when motion is detected.
 - **Manual Recording:** Start and stop recording directly from the app's live view.
- **Night Vision:** The camera automatically switches to infrared night vision in low-light conditions, providing clear black and white video up to 20-25 meters.
- **Two-Way Audio:** Use the microphone and speaker to communicate with people near the camera. Tap the microphone icon in the app to speak.
- **Motion Detection and Alerts:**
 - The camera detects motion and can send instant notifications to your smartphone.
 - Configure motion detection sensitivity and alert schedules within the Smart Life app.
 - The "Motion Shutdown" feature can be configured to stop recording or trigger specific actions upon detection.
- **Smart Home Integration:**

- The camera is compatible with Amazon Alexa and Google Assistant.
- Follow the instructions in the Smart Life app or your smart home assistant app to link your accounts and enable voice control for viewing camera feeds.

MAINTENANCE

To ensure optimal performance and longevity of your camera, follow these maintenance guidelines:

- **Cleaning:**
 - Periodically clean the camera lens with a soft, dry, lint-free cloth. Do not use harsh chemicals or abrasive materials.
 - Wipe the camera body with a damp cloth if it gets dirty.
- **Firmware Updates:**
 - Check the Smart Life app regularly for firmware updates. Keeping the firmware updated ensures the best performance and security.
- **Power Supply:**
 - Ensure the power adapter and cable are not damaged. Replace if necessary.
- **Environmental Conditions:**
 - While the camera is weather-resistant (IP66), avoid direct exposure to extreme weather conditions if possible, such as prolonged heavy rain or snow.

TROUBLESHOOTING

If you encounter issues with your Superior Security iCM002 camera, refer to the following common problems and solutions:

- **Camera Offline/Cannot Connect to Wi-Fi:**
 - Ensure the camera is powered on and the power adapter is securely connected.
 - Verify your Wi-Fi network is 2.4GHz. The camera does not support 5GHz networks.
 - Check your Wi-Fi signal strength at the camera's location. Move the camera closer to the router if the signal is weak.
 - Restart your Wi-Fi router.
 - Reset the camera (refer to the Smart Life app or camera's specific reset button location) and attempt to re-pair it with the app.
- **No Video/Poor Video Quality:**
 - Check your internet connection speed. A stable and fast connection is required for smooth video streaming.
 - Clean the camera lens with a soft cloth.
 - Ensure there are no obstructions blocking the camera's view.
- **Motion Detection Not Working:**
 - Ensure motion detection is enabled in the Smart Life app settings for your camera.
 - Adjust the motion detection sensitivity.

- Check the alert schedule to ensure it's active during the desired times.

- **Two-Way Audio Issues:**

- Ensure the microphone and speaker permissions are granted for the Smart Life app on your smartphone.
- Check the volume settings on your phone and within the app.
- Ensure there are no physical obstructions covering the camera's microphone or speaker.

- **SD Card Not Recording:**

- Ensure the SD card is inserted correctly and is not full.
- Format the SD card through the Smart Life app.
- Check if the SD card is damaged or incompatible (use a high-quality Class 10 or higher card).

WARRANTY AND SUPPORT

Your Superior Security iCM002 camera comes with a **2-year manufacturer's warranty**. This warranty covers defects in materials and workmanship under normal use.



For technical support, warranty claims, or further assistance, please contact Superior Electronics customer service through their official website or the contact information provided in your product packaging. Please have your model number (SUPiCM002) and proof of purchase ready when contacting support.





For more information, visit: [Superior Electronics Official Website](#)

© 2025 Superior Electronics. All rights reserved.

Model: SUPiCM002 | Document Version: 1.0

Related Documents - SUPiCM002

	<p>Immergas Victrix Zeus Superior 25-30-35 User's Manual</p> <p>Comprehensive user's manual for the Immergas Victrix Zeus Superior 25-30-35 boiler, covering installation, operation, maintenance, technical data, and troubleshooting.</p>
	<p>SLO-SYN MD808 & MD808-128 Microstep Drive Module Installation Instructions</p> <p>Installation and operating guide for the Danaher Motion SLO-SYN MD808 and MD808-128 bi-polar microstep drive modules. Covers features, installation, specifications, troubleshooting, and motor compatibility.</p>

	<p>Immergas Victrix Zeus Superior 25/30/35 User Manual</p> <p>Comprehensive user manual for the Immergas Victrix Zeus Superior 25/30/35, covering installation, operation, maintenance, and technical data. Essential guide for installers, users, and maintenance technicians.</p>
	<p>Ajax Superior Hub Hybrid: Advanced Security and Photoverification</p> <p>Discover the Ajax Superior Hub Hybrid, a versatile control panel supporting Fibra and Jeweller devices, dual SIM, and Ethernet for advanced security systems with photoverification capabilities.</p>
	<p>Gram ECO/SUPERIOR User Manual: Installation, Operation, and Maintenance</p> <p>Comprehensive user manual for Gram ECO/SUPERIOR commercial refrigerators and freezers. Covers installation, general use, operating controls, troubleshooting, safety information, and technical specifications.</p>
	<p>Superior Movie Night Popcorn Popper Instruction Manual</p> <p>Instruction manual for the Superior Movie Night Popcorn Popper, an 8oz kettle popcorn maker. Includes assembly instructions, important safeguards, operating procedures, cleaning tips, and warranty information.</p>

Documents - Superior – SUPiCM002



[\[pdf\]](#) User Manual Troubleshooting Guide

iCM002 Manual superior electronics supicm002 Trovaprezzi Questo manuale d istruzione è fornito da trovaprezzi it Scopri tutte le offerte per Superior Electronics · SUPiCM002 o cerca il tuo prodotto tra le manuali |||

Questo manuale d istruzione fornito da trovaprezzi.it. Scopri tutte le offerte per Superior Electronics SUPiCM002 o cerca il tuo prodotto tra le migliori offerte di Videosorveglianza Wireless antenna LED indicator light Camera Power adapter User manual *Pictures are only for references SD Ca...


lang:i-kl Klingon **score:39** filesize: 8.81 M page_count: 37 document date: 2020-03-27



[Superior Electronics Product Catalog: Remote Controls, TV Mounts, Smart Devices & More](#)

Explore the comprehensive range of Superior Electronics products, including universal remote controls, programmable remotes, TV wall mounts, smart home devices, audio-video accessories, and alkaline batteries. Find the perfect solution for your home entertainment and automation needs.

lang:it **score:35** filesize: 13.4 M page_count: 44 document date: 2021-03-26



[\[pdf\]](#) User Manual Instructions Datasheet

FULL HD WIRELESS OUTDOOR SMART CAMERA screws 4 expansion bolts user manual CARTON 30
pcs DATA SHEET SUPERIOR ELECTRONICS LARGO LANCIANI 24 00162 ROMA SUPERIOR-
ELECTRONICS COM All mentioned product names logos and brands are property of their respective
owners Telecamera-002-DataSheet-EN filename* superior-electronics website 398 datasheet 25710
telecamera-002-datasheet-en Superior

DATA SHEET: FULL HD WIRELESS OUTDOOR SMART CAMERA SUPERIOR
ELECTRONICS LARGO LANCIANI, 24 - 00162 ROMA FULL HD WIRELESS
OUTDOOR SMART CAMERA CODE SUPiCM002 BARCODE 8054242081022 TYPE
Full HD Wireless Outdoor Smart Camera DESCRIPTION Allows you to monitor your
home from a smartphone by the Smart Life...

lang:en score:24 filesize: 262.86 K page count: 1 document date: 2020-03-27

[\[pdf\]](#) Decleration of Conformity

Superior Srl icM002 CE DoC Dichiarazione di Conformità UE Electronics superior electronics website
679 doc 37441 icm002 ce |||

EU DECLARATION OF CONFORMITY No.: **SUPICM002-EUD-210824** This declaration of conformity is issued under the sole responsibility of the manufacturer.

1. Apparatus equipment: Product Model : Wireless camera : SUPiCM002 2. Name and address of the manufacturer: Superior Srl Largo Lanciani, 24 ...

lang:en score:22 filesize: 1.1 M page count: 4 document date: 2023-02-24

[\[pdf\]](#) Datasheet

Telecamera 002 Data Sheet IT superior electronics website 398 datasheet 25702 telecamera data sheet
it

SCHEDA TECNICA: TELECAMERA SMART WIRELESS FULL HD DA ESTERNO
SUPERIOR ELECTRONICS LARGO LANCIANI, 24 - 00162 ROMA TELECAMERA
SMART WIRELESS FULL HD DA ESTERNO CODICE SUPiCM002 CODICE A
BARRE 8054242081022 CATEGORIA Telecamera Smart Wireless DESCRIZIONE
Consente di monitorare la tua propriet da smart...

lang:it score:18 filesize: 263.48 K page count: 1 document date: 2020-03-27



[\[pdf\]](#) User Manual Instructions Datasheet

FULL HD WIRELESS OUTDOOR SMART CAMERA v1 amfelectronics eshop amfeshop attachments

Superior Telecamera 002 DataSheet EN |||

DATA SHEET: FULL HD WIRELESS OUTDOOR SMART CAMERA SUPERIOR ELECTRONICS LARGO LANCIANI, 24 - 00162 ROMA FULL HD WIRELESS OUTDOOR SMART CAMERA CODE SUPiCM002 BARCODE 8054242081022 TYPE

Full HD Wireless Outdoor Smart Camera DESCRIPTION Allows you to monitor your home from a smartphone by the Smart Life...

lang:en **score:18** filesize: 262.86 K page_count: 1 document date: 2020-03-27



[\[pdf\]](#) Catalog

5000 codici Superior Electronics TO USE Tastiera aggiornata con tasti Smart e nuovo tasto NET TV 11

SUPiCU005 AirCo SIMPLE SETUP LED LIGHT IN 1 QUICK BR AN D Missing: Catalogo-Superior-Electronics "; filename* UTF-8"Catalogo-Superior-Electronics superior-electronics website download 406

catalogo-it 27081 catalogo-superior-electronics__it_12oct2020

PRODOTTI TELECOMANDI Universali Freedom 1in1, 2in1, 4in1 Smart IR Universale

SUPiTPB001 Superior S ... Charger Antenna Indoor NAI001 Antenna Outdoor Pro

NAO001 PRODOTTI SMART Security SUPiCM001 Security SUPiCM002 Lampadina

SUPiLR001 Lampadina SUPiLW001 Presa SUPiPW001 Sensore SUPiSW001 Smart IR Univers...

lang:it **score:17** filesize: 13.45 M page_count: 44 document date: 2021-03-26