

manuals.plus /

› [SPARCO](#) /

› [Sparco Tour Kit Bag User Manual](#)

SPARCO S016437nrrs

Sparco Tour Kit Bag User Manual

MODEL: S016437NRRS

Product Overview



The Sparco Tour Kit Bag is a large capacity bag designed for motorsport enthusiasts and travelers, offering ample

space for racing apparel, helmets, and other essentials. Its robust construction includes a retractable handle and reinforced wheels for effortless transport. The bag features multiple internal and external compartments, including a custom Sparco-lined interior and front pockets for documents, ensuring organized storage. Constructed from durable, padded water-resistant 600 polyester fabric, it is built to withstand the rigors of travel. The main compartment is intelligently divided into a 2/3 base and 1/3 upper section, complemented by separate internal zippered compartments to keep contents secure and in place. Padded handles and an adjustable double-seat style closure provide additional carrying comfort and security.

Setup and Initial Inspection

Upon receiving your Sparco Tour Kit Bag, carefully unpack it from its packaging. Inspect the bag for any signs of damage that may have occurred during transit. Ensure all components are present and functioning correctly.

- **Handle Check:** Extend and retract the telescopic handle fully to ensure smooth operation.
- **Wheel Inspection:** Verify that the reinforced wheels rotate freely and are securely attached.
- **Zipper and Buckle Check:** Open and close all zippers and buckles to confirm they are in good working order.
- **Compartment Review:** Familiarize yourself with the internal divided compartments and external pockets.

Operation Guide

Packing the Bag

The Sparco Tour Kit Bag is designed for efficient packing of various items, from racing suits to personal belongings.

- **Main Compartment:** Utilize the 2/3 base section for bulkier items like helmets or racing suits, and the 1/3 upper section for lighter gear or accessories.
- **Internal Organization:** Use the internal mesh and zippered compartments to separate smaller items, keeping them secure and easily accessible.
- **Front Pockets:** The dedicated front pockets are ideal for documents, travel itineraries, or quick-access items.
- **Adjustable Closure:** Secure the contents using the adjustable double-seat style closure straps, which help compress the bag and keep items in place.

Transporting the Bag

The bag offers multiple options for comfortable transportation.

- **Retractable Handle:** Extend the telescopic handle for easy rolling on its reinforced wheels. Ensure the handle is fully locked in the extended position before pulling.
- **Padded Handles:** For lifting or carrying over short distances, use the padded web handles located on the top and side of the bag.
- **Maneuvering:** The reinforced wheels are designed for smooth movement across various surfaces. Lift the front of the bag slightly when navigating uneven terrain or stairs.

Care and Maintenance

Proper care will extend the life and maintain the appearance of your Sparco Tour Kit Bag.

- **Cleaning:** For general cleaning, wipe the exterior water-resistant polyester fabric with a damp cloth and mild soap. Do not machine wash or tumble dry. Allow to air dry completely.
- **Zipper Maintenance:** Periodically check zippers for debris. If a zipper becomes stiff, apply a small amount of zipper lubricant or wax.
- **Wheel Care:** Remove any accumulated dirt or debris from the wheels and wheel wells. If wheels become noisy or stiff, a small amount of silicone spray can be applied to the axle.
- **Storage:** Store the bag in a cool, dry place away from direct sunlight when not in use. Ensure the bag is empty and clean before long-term storage.

Troubleshooting

Here are solutions to common issues you might encounter:

- **Sticking Zipper:** Check for fabric caught in the zipper teeth. If clear, apply a small amount of graphite from a pencil or zipper lubricant along the teeth.
- **Handle Not Extending/Retracting Smoothly:** Ensure no items are obstructing the handle mechanism inside the bag. Clean any visible dirt or debris from the handle shafts. Do not force the handle.
- **Wheels Not Rolling Freely:** Inspect wheels for tangled hair, string, or debris. Clean thoroughly. If the issue persists, check for damage to the wheel axle.

Technical Specifications

Feature	Detail
Manufacturer	Sparco
Brand	SPARCO
Model Name	S016437nrrs
Item Weight	5.81 Kilograms (12.8 Pounds)
Product Dimensions (L x W x H)	85.6 x 39.62 x 35.05 cm
Model Number	_016437NRRS
Manufacturer Serial Number	SCO016437NRRS
OEM Serial Number	016437NRRS
ASIN	B083MBXV5Y
Material	Synthetic (Padded water-resistant 600 polyester fabric)

Feature	Detail
Color	Black/Red
Closure Type	Zipper
Strap Type	Adjustable
Water Resistance Level	Water-resistant (Note: Not fully waterproof)
Handle Type	Retractable Web Handle
Capacity	142 Liters

Warranty Information



Sparco products are manufactured to high-quality standards. For specific warranty details regarding your Tour Kit Bag, please refer to the warranty documentation included with your purchase or visit the official Sparco website. Warranty terms typically cover manufacturing defects under normal use.





Customer Support

Should you require further assistance, have questions about your Sparco Tour Kit Bag, or need to report an issue, please contact Sparco customer support through their official website or the retailer from whom you purchased the product. Please have your model number (S016437nrrs) and purchase details ready when contacting support.

© 2024 SPARCO. All rights reserved.

Related Documents - S016437nrrs

	<p>Sparco Infinity 5.0 Racing Seat: Installation and User Manual</p> <p>Comprehensive guide to the installation, usage, and maintenance of the Sparco Infinity 5.0 racing seat, ensuring optimal safety and performance for motorsport applications.</p>
	<p>Sparco Kids Booster Seat Instruction Manual - ECE R44/04 Group III</p> <p>Comprehensive instruction manual for the Sparco Kids Booster Seat (Model F100K), designed for children 22-36 kg and compliant with European ECE R44/04 safety standards. Includes safety, installation, and maintenance guidance.</p>

	<p>Sparco SPHEADPHONEPRO Stereo Headphones User Manual</p> <p>User manual for Sparco SPHEADPHONEPRO stereo gaming headphones, including safety instructions, usage guide, cleaning, storage, disposal, and technical specifications.</p>
	<p>Sparco SK6001 Child Car Seat Instruction Manual</p> <p>Comprehensive instruction manual for the Sparco SK6001 child car seat, detailing installation, usage, and safety features for children weighing 0-36kg. Supports ISOFIX and Top Tether systems.</p>
	<p>Sparco Automatic Water Treatment System Instruction Manual</p> <p>This instruction manual provides comprehensive guidance for installing, operating, and maintaining the Sparco Automatic Water Treatment System, a chlorine pool-care system designed for pools up to 30,000 gallons. It includes detailed steps, safety precautions, troubleshooting tips, and parts information from King Technology.</p>
	<p>Sparco Racing & Performance Accessories Catalog</p> <p>Discover the extensive collection of Sparco racing seats, steering wheels, safety gear, apparel, and automotive accessories. Sparco offers high-performance products for motorsport enthusiasts and automotive customization.</p>