

**Tonies 01-0193**

# Tonies Pettersson and Findus Character Instruction Manual

**Brand:** Tonies | **Model:** 01-0193

## 1. ABOUT YOUR TONIE CHARACTER

The Tonies Pettersson and Findus Character is a specially designed listening figure that brings stories to life when used with a Toniebox (sold separately). This character is part of an interactive audio system that makes listening tangible and engaging for children.

This particular Tonie features beloved stories and songs from the Pettersson and Findus series. The audio content is in German.

- 01 - This is fun
- 02 - Home for Findus
- 03 - Lonely
- 04 - Visit
- 05 - A nice evening
- 06 - Alarm system
- 07 - Findus learns the clock
- 08 - Song "Findus" Findus "Findus" Findus

Each Tonie character is lovingly designed and hand-painted, ensuring a unique and durable toy that can withstand active play. It magnetically attaches to the Toniebox, making it easy for small hands to place and remove.



Image: The Pettersson and Findus Tonie character, a brown and white striped cat with green overalls, standing next to the illustrated book cover of "Findus zieht um" (Findus Moves Out).

## 2. SETUP

To begin using your Tonie character, you will need a Toniebox and an active internet connection for the initial setup.

1. **Charge Your Toniebox:** Ensure your Toniebox is fully charged or connected to its power supply.
2. **Connect to Wi-Fi:** Make sure your Toniebox is connected to a Wi-Fi network. This is necessary for the first-time download of content.
3. **Place the Tonie:** Gently place the Pettersson and Findus Tonie character on top of your Toniebox. The Toniebox will automatically detect the character.
4. **Content Download:** The Toniebox will then connect to the Toniecloud and begin downloading the corresponding audio content. This process may take a few moments depending on your internet speed. A blue LED on the Toniebox indicates active download.
5. **Ready to Play:** Once the download is complete (the LED will turn green), the Toniebox will start playing the content automatically. The content is now stored on your Toniebox and can be played anywhere, even without Wi-Fi.



Image: The Pettersson and Findus Tonie character standing on a red Toniebox, demonstrating how the character interacts with the device.

### 3. OPERATING INSTRUCTIONS

Using your Tonie character with the Toniebox is intuitive and designed for children.

- **Start Playback:** Place the Pettersson and Findus Tonie character on the Toniebox to start playing its stories.
- **Pause/Resume:** Remove the Tonie character from the Toniebox to pause playback. Place it back on to resume from where you left off.
- **Skip Chapters:** Tap the side of the Toniebox to skip forward or backward between chapters. Tap the right side to go to the next chapter, and the left side to go to the previous chapter.
- **Fast Forward/Rewind:** Tilt the Toniebox to the right to fast forward, and to the left to rewind.
- **Adjust Volume:** Squeeze the large ear of the Toniebox to increase volume, and the small ear to decrease volume.



Image: A young child holding two Tonie characters, demonstrating the interactive nature of the product with the Toniebox.

## 4. MAINTENANCE

To ensure the longevity of your Tonie character, follow these simple maintenance guidelines:

- **Cleaning:** Wipe the character with a soft, dry cloth. Do not use abrasive cleaners or immerse in water.
- **Storage:** Store the Tonie character in a cool, dry place away from direct sunlight and extreme temperatures.
- **Handling:** While durable, avoid dropping the character from significant heights or applying excessive force, as this may cause damage to the hand-painted finish or internal components.

## 5. TROUBLESHOOTING

If you encounter issues with your Pettersson and Findus Tonie character, try the following solutions:

- **Tonie not playing:**
  - Ensure the Toniebox is turned on and charged.
  - Verify that the Toniebox is connected to Wi-Fi for the initial content download.
  - Make sure the Tonie character is placed correctly on the Toniebox.

- Check the Toniebox app or website to ensure the Tonie is assigned to your Toniebox account.

- **Sound issues (no sound or distorted sound):**

- Adjust the volume using the Toniebox ears.
- Ensure the Toniebox is not muted.
- Restart the Toniebox by holding both ears for about 10 seconds until you hear a sound.

- **Toniebox not recognizing Tonie:**

- Remove and re-place the Tonie character.
- Ensure the Toniebox surface is clean and free of debris.
- If the issue persists, try another Tonie character to determine if the problem is with the Toniebox or the specific character.

For further assistance, please refer to the official Tonies support resources.

## 6. SPECIFICATIONS

Feature	Detail
Brand	Tonies
Model Number	01-0193
Operating Mode	Manual
Manufacturer	Boxine GmbH
Product Dimensions (L x W x H)	2 x 3.5 x 11.5 cm (0.79 x 1.38 x 4.53 inches)
Item Weight	20 grams (0.71 ounces)
Manufacturer Recommended Age	4 years and up
Language of Content	German
Material Type	Plastic
Color	Multicolor
Batteries Required	No
Assembly Required	No
Educational Objective	Focus, Communication, Language, Play Instinct






# 7. WARRANTY AND SUPPORT

Specific warranty information for the Tonies Pettersson and Findus Character is not available in the provided product data. For detailed warranty terms, product registration, or direct customer support, please visit the official Tonies website or contact their customer service department.

You can often find helpful FAQs, troubleshooting guides, and contact information on the manufacturer's official support pages.

© 2024 Tonies. All rights reserved.

## Related Documents - 01-0193

	<p><a href="#">Toniebox Beginner's Guide: Setup, Usage, and Support</a></p> <p>A comprehensive guide to setting up and using the Toniebox, including information on Tonies, Creative-Tonies, volume control, charging, and troubleshooting.</p>
	<p><a href="#">Creative-Tonie Setup and Guide   Tonies</a></p> <p>Learn how to set up your Tonies Creative-Tonie, upload audio content, and troubleshoot common issues with this concise guide.</p>
	<p><a href="#">Toniebox 2 Rosa Play Set Paw Patrol Chase: Interaktiver Audio-Player für Kinder</a></p> <p>Entdecken Sie das Toniebox 2 Rosa Play Set mit Paw Patrol. Dieser interaktive Audio-Player für Kinder von 1-9+ Jahren bietet bildschirmfreies Lernen, Geschichten und Spiele, mit Funktionen wie Sleep-Timer, Sonnenaufgangswecker und Bluetooth-Konnektivität. Enthält Paw Patrol-Inhalte und Tonieplay-Spiele.</p>
	<p><a href="#">Toniebox Setup Guide: Get Started with Playtime Puppy</a></p> <p>A comprehensive guide to setting up your Tonies Toniebox, featuring Playtime Puppy and Disney characters. Learn how to use, charge, and troubleshoot your Toniebox for endless listening fun.</p>
	<p><a href="#">Toniebox Setup Guide: Welcome to the Tonie-Universe</a></p> <p>A comprehensive setup guide for the Toniebox, introducing the Tonie-Universe, explaining how to set up the device, listing popular children's songs, and providing troubleshooting tips.</p>



## [PAW Patrol Heldenhafte Rettung in der Abenteuerbuchtonieplay Game - Produktinformationen und Spielanleitung](#)

Umfassende Informationen und Spielanleitung für das tonies PAW Patrol Heldenhafte Rettung in der Abenteuerbuchtonieplay Game M, inklusive Artikelnummer, Altersempfehlung und Spielablauf.