

## Ahuja SRX-200

# Ahuja SRX-200 200W Active PA Speaker System

## User Manual

### 1. INTRODUCTION

Thank you for choosing the Ahuja SRX-200 Active PA Speaker System. This professional 2-way PA speaker is designed to deliver superb low-frequency response, high efficiency, and excellent sound intelligibility for various audio applications. This manual provides essential information for the safe and effective use of your SRX-200 speaker.

The SRX-200 features a 12-inch full-range dual cone speaker and a Piezo horn tweeter, housed in an acoustically treated bass reflex enclosure. It is an active speaker system, meaning it has a built-in amplifier, and offers versatile connectivity options including Bluetooth and Auxiliary input.

### 2. IMPORTANT SAFETY INSTRUCTIONS

Please read and understand all safety instructions before operating the SRX-200 speaker system. Keep this manual for future reference.

- **Power Source:** Ensure the speaker is connected to a power source that matches the voltage requirements specified on the unit. As this is a battery-powered unit, ensure proper charging procedures are followed.
- **Ventilation:** Do not block any ventilation openings. Install in accordance with the manufacturer's instructions.
- **Water and Moisture:** Do not expose this apparatus to rain or moisture. Do not use near water. The speaker is not waterproof.
- **Heat:** Do not install near any heat sources such as radiators, heat registers, stoves, or other apparatus (including amplifiers) that produce heat.
- **Cleaning:** Clean only with a dry cloth.
- **Placement:** Place the speaker on a stable, level surface. If using a stand, ensure it is rated for the speaker's weight (18 kg) and is securely installed. A stand mount adaptor is provided at the bottom of

the speaker.

- **Servicing:** Refer all servicing to qualified service personnel. Servicing is required when the apparatus has been damaged in any way, such as power-supply cord or plug is damaged, liquid has been spilled or objects have fallen into the apparatus, the apparatus has been exposed to rain or moisture, does not operate normally, or has been dropped.

### 3. PACKAGE CONTENTS

---

Upon unpacking your Ahuja SRX-200, please verify that all components are present and in good condition:

- Ahuja SRX-200 Active PA Speaker System (1 Piece)
- Power Cable (for charging/operation)
- Remote Control

### 4. SETUP

---

#### 4.1. Speaker Placement

The SRX-200 is designed for floor standing use and includes a stand mount adaptor for elevated placement. For optimal sound dispersion:

- Place the speaker on a firm, level surface.
- If using a speaker stand, ensure it is robust enough to support the speaker's weight (18 kg) and is properly secured.
- Position the speaker to face the audience or listening area, avoiding obstructions.



Figure 1: Ahuja SRX-200 Active PA Speaker System. This image shows the front view of the black, rectangular speaker with a metal grille covering the speaker components and the 'AHUJA' logo prominently displayed.

#### 4.2. Power Connection and Charging

The SRX-200 is battery-powered, offering portability. Before first use, ensure the battery is fully charged.

1. Connect the provided power cable to the speaker's power input.
2. Plug the other end of the power cable into a suitable electrical outlet.
3. Allow the speaker to charge until the charging indicator (if present) shows a full charge.
4. The speaker can be operated while charging, or solely on battery power once charged.

#### 4.3. Audio Input Connections

The SRX-200 supports both wireless Bluetooth and wired Auxiliary (Aux) connectivity.

- **Bluetooth:** For wireless connection, ensure your audio source device (smartphone, tablet, laptop) has Bluetooth enabled.
- **Auxiliary:** For wired connection, use a standard 3.5mm audio cable (not included) to connect your audio source to the speaker's Aux input port.

## 5. OPERATING INSTRUCTIONS

---

### 5.1. Powering On/Off

Locate the power switch on the speaker. Toggle it to the 'ON' position to power on the unit. The speaker will typically indicate power status with an LED light. Toggle to 'OFF' when not in use.

### 5.2. Bluetooth Pairing

1. Ensure the speaker is powered on.
2. Activate Bluetooth on your audio source device.
3. On your device, search for available Bluetooth devices. The SRX-200 should appear in the list (e.g., 'Ahuja SRX-200').
4. Select the speaker to pair. A confirmation tone or message may indicate successful pairing.
5. Once paired, you can play audio from your device through the speaker.

### 5.3. Auxiliary Input Usage

1. Connect one end of a 3.5mm audio cable to the Aux input port on the SRX-200.
2. Connect the other end of the cable to the headphone jack or audio output of your source device.
3. The speaker should automatically switch to Aux mode, or you may need to select the input mode using controls on the speaker or remote.

### 5.4. Volume Control and Remote Operation

Adjust the master volume using the controls on the speaker itself. The included remote control allows for convenient adjustment of volume, input mode selection, and playback controls (for Bluetooth sources) from a distance.

## 6. MAINTENANCE

---

### 6.1. Cleaning

- Always disconnect the speaker from the power source before cleaning.
- Use a soft, dry cloth to wipe the exterior surfaces of the speaker.
- Do not use liquid cleaners, aerosols, or solvents, as these may damage the finish or internal components.
- Gently brush any dust from the speaker grille.

### 6.2. Storage

When not in use for extended periods, store the speaker in a cool, dry place, away from direct sunlight and extreme temperatures. If battery-powered, it is advisable to periodically charge the battery to maintain its health.

## 7. TROUBLESHOOTING

If you encounter issues with your SRX-200 speaker, refer to the following common problems and solutions:

Problem	Possible Cause	Solution
No power	Battery depleted; Power cable not connected; Power switch off	Charge the battery; Ensure power cable is securely connected; Turn power switch to ON.
No sound	Volume too low; Incorrect input selected; Device not paired (Bluetooth); Cable faulty (Aux)	Increase volume; Select correct input mode; Re-pair Bluetooth device; Check/replace Aux cable.
Bluetooth not connecting	Speaker not in pairing mode; Device too far; Interference	Ensure speaker is discoverable; Move device closer; Reduce interference from other wireless devices.
Distorted sound	Volume too high; Source audio quality poor	Reduce speaker and/or source volume; Try a different audio source.

## 8. SPECIFICATIONS

Detailed technical specifications for the Ahuja SRX-200 Active PA Speaker System:

- **Model Name:** SRX-200
- **Speaker Type:** 2-Way PA Speaker System (12-inch Full Range Dual Cone Speaker + Piezo Horn Tweeter)
- **Amplification Type:** Active
- **Wattage:** 200 Watts (Maximum Output Power)
- **Power Source:** Battery Powered
- **Connectivity Technology:** Bluetooth, Auxiliary
- **Control Method:** Remote
- **Compatible Devices:** Gaming Console, Laptop, MP3 Player, Smartphone, Tablet, Television
- **Colour:** Black
- **Product Dimensions (D x W x H):** 105D x 90W x 95H Centimeters
- **Item Weight:** 18 Kilograms
- **Mounting Type:** Floor Standing (with Stand Mount Adaptor)
- **Enclosure:** Acoustically treated Bass Reflex, 18mm board, carpet covered
- **Manufacturer:** AHUJA RADIOS
- **Country of Origin:** India

## 9. WARRANTY AND SUPPORT





For warranty information, technical support, or service inquiries regarding your Ahuja SRX-200 speaker, please refer to the warranty card included with your purchase or contact Ahuja customer service directly. Keep your purchase receipt as proof of purchase.



You can typically find contact information for Ahuja customer support on their official website or through the

retailer where you purchased the product.

© 2023 Ahuja Radios. All rights reserved.

## Related Documents - SRX-200

	<p><a href="#">Ahuja Public Address Solutions &amp; PA Equipment Product Catalogue 2020</a></p> <p>Explore the comprehensive Ahuja Public Address (PA) and Sound Equipment Product Catalogue for 2020, featuring a wide range of amplifiers, microphones, speakers, conference systems, and more. Discover solutions for professional audio needs.</p>
	<p><a href="#">Ahuja Audio Systems: Exhibitions, Roadshows, and Installation Report</a></p> <p>A comprehensive report detailing Ahuja's extensive network of roadshows, exhibitions, and recent successful installations across various sectors including offices, commercial venues, educational institutions, and places of worship throughout India.</p>
	<p><a href="#">AHUJA Public Address Systems &amp; PA Equipment Product Catalogue 2019</a></p> <p>Explore the comprehensive AHUJA Product Catalogue 2019, featuring a wide range of Public Address (PA) systems, amplifiers, microphones, speakers, and conference solutions designed for professional audio applications.</p>
	<p><a href="#">AHUJA XDA-3004 Four Channel Class D Amplifier Operation Manual</a></p> <p>Comprehensive operation manual for the AHUJA XDA-3004 Four Channel Class D Amplifier. Details setup, operation, safety, features, and specifications for professional audio applications.</p>

	<p><a href="#">Ahuja Product Catalogue 2023-24: Professional Sound Reinforcement Solutions</a></p> <p>Explore the comprehensive Ahuja Product Catalogue 2023-24, featuring professional sound reinforcement solutions including amplifiers, mixers, microphones, speakers, wireless systems, and more.</p>
	<p><a href="#">AHUJA CMA-7400 Conference System: Operation Manual and Specifications</a></p> <p>Comprehensive operation manual for the AHUJA CMA-7400 Conference System, covering features, installation, settings, connections, and technical specifications for the CMA-7400 Central Amplifier, CMC-7100, and CMD-7200 microphones.</p>

Documents - Ahuja – SRX-200



### [Ahuja Audio Systems: Exhibitions, Roadshows, and Installation Report](#)

A comprehensive report detailing Ahuja's extensive network of roadshows, exhibitions, and recent successful installations across various sectors including offices, commercial venues, educational institutions, and places of worship throughout India.


lang:id **score:22** filesize: 8.4 M page\_count: 32 document date: 2023-12-22



### [Ahuja Product Catalogue 2023-24: Professional Sound Reinforcement Solutions](#)

Explore the comprehensive Ahuja Product Catalogue 2023-24, featuring professional sound reinforcement solutions including amplifiers, mixers, microphones, speakers, wireless systems, and more.

lang:en **score:18** filesize: 17.91 M page\_count: 152 document date: 2023-06-22



[\[pdf\]](#) Catalog Recall

SRD GRAPHICS Hallmark of Reliability! TESCA Ahuja Catalog tescaglobal assets photo product file |||  
 Hallmark of Reliability PROFESSIONALSOUNDREINFORCEMENTSOLUTIONS  
 ProductCatalogue2021-22 A.N. Ahu ... W87 H87 D78 mm 250g 99 PA Cabinet  
 Loudspeakers SRX-50DX/50XT 50 WATTS SRX-120DXM 100 WATTS **SRX-200** 200  
 WATTS A compact general purpose Loudspeaker column using two Full Range Dual  
 Cone 20.32...

lang:en **score:17** filesize: 18.05 M page\_count: 152 document date: 2021-09-24




[\[pdf\]](#) Catalog

PRODUCT CATALOGUE 2025 26 AhujaDPA 770®M DPA 570®M POWER OUTPUT 100W Max 75W  
 RMS at 10% THD 70W 5 ELCINA in 2015 N S Ahuja Sandeep receiving the Award PRODUCT 10017

Catalogue2025 26ahujaradios Document 10017 |||

RESEARCH DEVELOPMENT The Ahuja Research and Development Centre gained  
 recognition from the Gove ... H552 mm D270 mm 3.50kg Cabinet Loudspeakers SRX-  
 50DX/50XT 50 WATTS SRX-120 DXM 100 WATTS **SRX-200** 200 WATTS A compact  
 general purpose Loudspeaker column using two Full Range Dual Cone 20.32...

lang:id **score:14** filesize: 33.59 M page\_count: 166 document date: 2025-11-15




[Ahuja Public Address Systems & PA Equipment Product Catalogue 2019](#)

Explore the comprehensive Ahuja product catalogue featuring a wide range of Public  
 Address (PA) systems, amplifiers, microphones, speakers, and professional audio  
 equipment. Discover innovative solutions for all your sound reinforcement needs.

lang:en **score:10** filesize: 16.87 M page\_count: 148 document date: 2019-07-02






### [AHUJA Public Address Systems & PA Equipment Product Catalogue 2019](#)

Explore the comprehensive AHUJA Product Catalogue 2019, featuring a wide range of Public Address (PA) systems, amplifiers, microphones, speakers, and conference solutions designed for professional audio applications.


lang:en score:10 filesize: 16.87 M page\_count: 148 document date: 2019-07-02



### [Ahuja Public Address Solutions & PA Equipment Product Catalogue 2020](#)

Explore the comprehensive Ahuja Public Address (PA) and Sound Equipment Product Catalogue for 2020, featuring a wide range of amplifiers, microphones, speakers, conference systems, and more. Discover solutions for professional audio needs.

lang:en score:10 filesize: 25.81 M page\_count: 152 document date: 2020-06-15



### [\[pdf\] Catalog](#)

Untitled 15 Product Catalogue 2024 25 ahujaradios Document |||

A.N. Ahuja Founder Ahuja Group 1916-2007 The world and the human race is perhaps transcending thro ... W87 H87 D78 mm 250g 97 PA Cabinet Loudspeakers SRX-50DX/50XT 50 WATTS SRX-120DXM 100 WATTS **SRX-200** 200 WATTS A compact general purpose Loudspeaker column using two Full Range Dual Cone 20.32...

lang:en score:10 filesize: 22.16 M page\_count: 152 document date: 2024-08-22





### [Ahuja Product Catalogue 2025-26: Professional Audio & Sound Reinforcement Solutions](#)

Explore the Ahuja Product Catalogue 2025-26, featuring 85 years of innovation in professional audio and sound reinforcement. Discover a comprehensive range of amplifiers, microphones, speakers, mixers, wireless systems, and conference solutions designed for clarity, durability, and exceptional performance.

lang:id score:9 filesize: 20.84 M page\_count: 160 document date: 2025-04-18