

SteelSeries 61512-cr

SteelSeries Arctis 1 Wireless Gaming Headset

MODEL: 61512-cr

Introduction

Welcome to the user manual for your SteelSeries Arctis 1 Wireless Gaming Headset. This document provides essential information on setting up, operating, maintaining, and troubleshooting your headset. Please read this manual thoroughly to ensure optimal performance and longevity of your device.

The Arctis 1 Wireless is designed to deliver high-quality audio and clear communication across multiple platforms, including PC, PlayStation, Nintendo Switch, and Android devices, using its ultra-low latency 2.4 GHz wireless connection.

Product Overview

The SteelSeries Arctis 1 Wireless Gaming Headset is engineered for performance and versatility. It features the same high-performance speaker drivers as the award-winning Arctis 7, ensuring detailed and immersive sound.



The SteelSeries Arctis 1 Wireless Gaming Headset, showcasing its sleek black design and detachable microphone.

Key Features

- **Ultra-low latency lossless wireless:** Compatible with PC, PS4, PS5, Switch, and Android for seamless audio.
- **Discord-certified ClearCast microphone:** Detachable, noise-cancelling microphone for clear voice communication.
- **High-performance speaker drivers:** Utilizes the same drivers as the Arctis 7 for superior sound quality.
- **Steel-reinforced headband:** Provides a perfect fit and lasting durability.
- **Portable USB-C dongle:** Allows for gaming-grade wireless on the go with compatible devices.
- **Long Battery Life:** Enjoy up to 20 hours of continuous use on a single charge.



All included components of the SteelSeries Arctis 1 Wireless Gaming Headset, including the headset, USB-C wireless dongle, and various cables.



Experience immersive audio with precise sound reproduction, allowing you to hear every detail in your games.



The headset offers extended gaming sessions with over 20 hours of battery life on a full charge.

Setup

Package Contents

- SteelSeries Arctis 1 Wireless Headset
- USB-C Wireless Dongle
- USB-A to USB-C Charging Cable
- 3.5mm Audio Cable

Initial Charging

Before first use, fully charge your Arctis 1 Wireless headset. Connect the USB-A end of the charging cable to a powered USB port (e.g., computer, wall adapter) and the USB-C end to the charging port on the headset. The LED indicator on the headset will show charging status and turn off when fully charged. A full charge provides up to 20 hours of battery life.

Connecting the Headset

The Arctis 1 Wireless uses a 2.4 GHz USB-C wireless dongle for connection.

1. **For PC/PlayStation/Android:** Insert the USB-C wireless dongle directly into an available USB-C port on your device. If your device only has USB-A ports, use the included USB-A adapter cable to connect the dongle.
2. **For Nintendo Switch (Handheld Mode):** Insert the USB-C wireless dongle directly into the USB-C port at the bottom of the Nintendo Switch.
3. **For Nintendo Switch (Docked Mode):** Connect the USB-C wireless dongle to the USB-A port on the Nintendo Switch dock using the included USB-A adapter cable.
4. Power on your headset. The headset should automatically pair with the dongle. A solid blue LED on the dongle indicates a successful connection.



The SteelSeries Arctis 1 Wireless Headset connected to a laptop, demonstrating its use with a PC setup.



A user enjoying gaming on a Nintendo Switch while wearing the SteelSeries Arctis 1 Wireless Headset, highlighting its

Operating Instructions

Power On/Off

- To power on the headset, press and hold the power button located on the left earcup until you hear an audible tone and the LED illuminates.
- To power off the headset, press and hold the power button until you hear an audible tone and the LED turns off.

Volume Control

Adjust the audio volume using the volume wheel located on the left earcup. Rotate the wheel upwards to increase volume and downwards to decrease volume.

Microphone Usage

The Arctis 1 Wireless features a detachable ClearCast noise-cancelling microphone.

- **Attaching the Microphone:** Insert the microphone into the dedicated port on the left earcup until it clicks into place.
- **Detaching the Microphone:** Gently pull the microphone out of its port.
- **Muting/Unmuting:** Use the microphone mute switch located on the left earcup to quickly mute or unmute your microphone.
- **Positioning:** For optimal voice clarity, position the microphone approximately 1-2 inches from the corner of your mouth.



A detailed view of the controls on the SteelSeries Arctis 1 headset, including the volume wheel and microphone mute switch.



A close-up of the detachable ClearCast noise-cancelling microphone of the SteelSeries Arctis 1 headset, designed for clear voice communication.

Maintenance

Cleaning


- Use a soft, dry cloth to wipe down the headset earcups and headband.
- For stubborn dirt, slightly dampen the cloth with water. Avoid using harsh chemicals or abrasive cleaners.
- Do not submerge the headset in water or expose it to excessive moisture.

Storage

When not in use, store the headset in a cool, dry place away from direct sunlight and extreme temperatures. Avoid placing heavy objects on the headset to prevent damage.

Battery Care

- To prolong battery life, avoid fully discharging the headset frequently.
- Charge the headset regularly, even if not in frequent use.
- Store the headset with a partial charge (around 50%) if storing for extended periods.



A close-up showing the steel-reinforced headband of the SteelSeries Arctis 1 headset, emphasizing its durability.

Troubleshooting

No Audio

- Ensure the headset is powered on and properly paired with the wireless dongle.
- Check the volume level on both the headset and your connected device.
- Verify that the wireless dongle is securely inserted into the correct port on your device.
- Confirm that the Arctis 1 Wireless is selected as the default audio output device in your device's sound settings.
- Try restarting both the headset and your connected device.

Microphone Not Working

- Ensure the microphone is securely attached to the headset.
- Check that the microphone mute switch on the headset is in the unmuted position.
- Verify that the Arctis 1 Wireless microphone is selected as the default input device in your device's sound settings or communication application.
- Test the microphone with another application or device if possible.

Connection Issues

- Ensure the wireless dongle is within range (typically up to 30 feet/9 meters) and not obstructed by large objects or other wireless devices that may cause interference.
- Try moving the dongle to a different USB port on your device.
- If using the USB-A adapter, ensure it is fully connected to both the dongle and the device.

- For PC users, consider installing the SteelSeries Engine software from the official SteelSeries website to manage settings and firmware updates.

Specifications

Model Name	SteelSeries Arctis 1 Wireless Gaming Headset
Model Number	61512-cr
Connectivity Technology	Wireless (2.4 GHz)
Included Components	USB Dongle, Cable (USB-A to USB-C Charging, 3.5mm Audio)
Material	Stainless Steel (headband)
Specific Uses	Gaming
Battery Life	Up to 20 Hours
Compatible Devices	PC, PS4, PS5, Android, Nintendo Switch
Control Type	Noise Control, Volume Wheel, Mute Switch
Item Weight	8.99 ounces (approx. 255g)
Frequency Range	20 Hz - 20,000 Hz
Audio Latency	5 Milliseconds
Earpiece Shape	Over-ear
UPC	683193508074, 760575498946
Product Dimensions	7.53 x 7.32 x 3.43 inches

Warranty and Support

Warranty Information





This product is sold as an Amazon Renewed item. Amazon Renewed products are eligible for replacement or refund under the Amazon Renewed Guarantee, typically for 90 days from the date of purchase, if you are not satisfied with your purchase. Please refer to the Amazon Renewed Guarantee terms and conditions for full details.

Customer Support

For additional support, drivers, firmware updates, or frequently asked questions, please visit the official SteelSeries support website. You can find detailed product information and contact customer service there.

SteelSeries Official Website: steelseries.com

Related Documents

	<p>SteelSeries Arctis 1 Wired Gaming Headset Product Information Guide</p> <p>Comprehensive product information and setup guide for the SteelSeries Arctis 1 wired gaming headset, detailing its features, connectivity options for various platforms, microphone usage, adjustable headband, and regulatory compliance information.</p>
	<p>SteelSeries Arctis 7P+ Wireless Gaming Headset Product Information Guide</p> <p>Comprehensive guide to the SteelSeries Arctis 7P+ Wireless gaming headset, covering setup, features, controls, compatibility, and safety information for PlayStation, PC, and other devices.</p>
	<p>SteelSeries Arctis Nova 7 Wireless Gaming Headset User Manual</p> <p>Comprehensive user guide for the SteelSeries Arctis Nova 7 Wireless Gaming Headset, covering setup, features, Bluetooth connectivity, microphone usage, and software integration with SteelSeries GG.</p>
	<p>SteelSeries Arctis 7P+ Wireless Gaming Headset Product Information Guide</p> <p>Comprehensive product information guide for the SteelSeries Arctis 7P+ wireless gaming headset, covering setup, features, controls, compatibility, and regulatory information.</p>