

## DOCKIN D FINE+ 2

# DOCKIN D FINE+ 2 Portable Bluetooth Speaker User Manual

Model: D FINE+ 2

## INTRODUCTION

This manual provides detailed instructions for the setup, operation, maintenance, and troubleshooting of your DOCKIN D FINE+ 2 Portable Bluetooth Speaker. Please read this manual thoroughly before using the device to ensure proper functionality and to prevent damage.



Image: The DOCKIN D FINE+ 2 Portable Bluetooth Speaker, a sleek black rectangular device with a mesh grille and the DOCKIN logo prominently displayed on the front.

## KEY FEATURES

- **Powerful Sound:** 50W output with 2 high-frequency and 2 low-frequency speakers for clear and powerful audio.
- **3 Sound Modes:** Customizable sound profiles (Balanced, Bass, Clean) to suit different preferences and

environments.

- **Long Battery Life:** 16 hours of playtime with a 9600 mAh replaceable battery.
- **Integrated Power Bank:** USB port for charging mobile devices.
- **Water Resistance:** IPX5 rated, protecting against splashes and rain.
- **Portable Design:** Includes a detachable carrying strap for easy transport.
- **Stereo Link Function:** Pair two D FINE+ 2 speakers for an enhanced stereo sound experience.

# Mehr als nur ein Lautsprecher – Deine Musik wie nie zuvor.

Mit dem DOCKIN® D FINE 2 bringst du Stimmung  
in jede Situation!



**Integrierte Powerbank**



**50W Soundleistung**

2 Wege Stereoklang



**12h Batterie**

7.500mAh



**Bass Boost Equalizer**

3-Stufig

**Top-Produkt**

08/2021

**Dockin D Fine 2**



**HiFi-Journal.de**

Image: An illustration highlighting the DOCKIN D FINE+ 2 speaker's features, including integrated power bank, 50W sound, 16-hour battery, and Bass Boost Equalizer.

## PACKAGE CONTENTS

Ensure all items are present in the package:

- DOCKIN D FINE+ 2 Portable Bluetooth Speaker
- Charging Cable
- Detachable Carrying Strap
- User Manual

## SETUP

### 1. Initial Charging

Before first use, fully charge the DOCKIN D FINE+ 2 speaker. Connect the provided charging cable to the speaker's charging port and a suitable USB power adapter (not included). The charging indicator will show the charging status.



Image: A close-up of the DOCKIN D FINE+ 2 speaker's rear panel, showing the charging port and the replaceable battery compartment. An illustration indicates an integrated power bank and long battery life.



## 2. Attaching the Carrying Strap

The detachable carrying strap can be attached to the designated loops on the speaker for convenient portability.

# Kompakt, robust und bereit für dein Abenteuer.

Perfekt für Unterwegs dank hochwertiger  
Verarbeitung und kompaktem Design.



**DOCKIN**  
PASSION FOR SOUND



**IP55**

Staub- & Spritzwasserschutz

Image: The DOCKIN D FINE+ 2 speaker with its detachable carrying strap attached, demonstrating its portability for outdoor use.

## OPERATING INSTRUCTIONS

### 1. Power On/Off

Press and hold the power button located on the top panel of the speaker to turn it on or off.

### 2. Bluetooth Pairing

1. Turn on the DOCKIN D FINE+ 2 speaker. It will automatically enter Bluetooth pairing mode, indicated by a flashing LED light.
2. On your device (smartphone, tablet, etc.), enable Bluetooth and search for available devices.
3. Select "DOCKIN D FINE+ 2" from the list. Once connected, the LED indicator will become solid.

# Wähle den passenden Soundmodus.

Optimiert für ein ausgeglichenes Klangbild ohne Lautstärkeschwankungen.



**Balanced Mode**  
Pop, Rock, Folk, Jazz



**Bass Mode**  
Hip-Hop, R&B, Techno



**Clean Mode**  
Akustik, Klassik, Ambient



**DOCKIN**  
PASSION FOR SOUND

Image: A close-up of the DOCKIN D FINE+ 2 speaker's top control panel, showing buttons for power, Bluetooth pairing, volume control, and sound mode selection.

## 3. Volume Control

Use the '+' and '-' buttons on the speaker's top panel to adjust the volume. You can also control the volume from your connected device.



## 4. Sound Modes

The DOCKIN D FINE+ 2 offers three distinct sound modes to optimize your listening experience:

- **Balanced Mode:** Ideal for pop, rock, folk, and jazz, providing a neutral and well-rounded sound.
- **Bass Mode:** Enhances bass frequencies, suitable for hip-hop, R&B, and techno.
- **Clean Mode:** Focuses on clear acoustics, classical, and ambient music.

Press the sound mode button (often indicated by an equalizer icon) to cycle through the available modes.



Image: The DOCKIN D FINE+ 2 speaker with an overlay illustrating the three sound modes: Balanced, Bass, and Clean, along with their recommended music genres.

## 5. Stereo Link Function (Pairing Two Speakers)

To achieve a powerful stereo sound, you can pair two DOCKIN D FINE+ 2 speakers:

1. Ensure both speakers are powered on and not connected to any other Bluetooth device.
2. On one speaker, press and hold the Stereo Link button (refer to the speaker's button layout for exact location, often combined with Bluetooth or a dedicated link button).
3. The speaker will enter pairing mode. Repeat this on the second speaker.
4. Once successfully linked, the speakers will indicate a stereo connection (e.g., a specific LED pattern). You can then connect your device to one of the speakers via Bluetooth, and audio will play through both in stereo.

# D Fine+2 Bag

Your partner for sport and leisure



Image: Two DOCKIN D FINE+ 2 speakers shown in an outdoor setting, illustrating the Stereo Link function for a double sound experience. A person is shown controlling music from a smartphone.

## 6. Using as a Power Bank

The DOCKIN D FINE+ 2 can charge your mobile devices. Connect your smartphone or tablet to the speaker's USB output port using a compatible USB cable. The speaker's internal battery will then act as a power bank.

## MAINTENANCE

---



- **Cleaning:** Use a soft, dry cloth to clean the speaker's exterior. Do not use abrasive cleaners or solvents.
- **Water Resistance:** While the speaker is IPX5 water-resistant, avoid submerging it in water. Ensure all port covers are securely closed to maintain water resistance.
- **Storage:** Store the speaker in a cool, dry place away from direct sunlight and extreme temperatures.
- **Battery Replacement:** The battery is replaceable, extending the product's lifespan. For battery replacement, contact DOCKIN customer support or an authorized service center.







# DOCKIN D FINE+ 2

**Beaucoup de puissance, son stéréo à deux voies Puissant, 3 Modes de sonorisation**

  Son stéréo à deux voies

 Équaliseur Bass Boost

 Autonomie de 16 heures

 Chargeur Portable

DOCKIN

Image: The DOCKIN D FINE+ 2 speaker being splashed with water, demonstrating its IP55 water resistance, indicating it is ready for outdoor adventures.

## TROUBLESHOOTING

Problem	Possible Cause	Solution
Speaker does not turn on.	Low battery.	Charge the speaker fully.
No sound.	Volume too low; device not paired; incorrect input source.	Increase volume; re-pair Bluetooth device; ensure correct mode is selected.
Bluetooth connection unstable.	Device too far; interference; low battery.	Move device closer to speaker; avoid obstacles; charge speaker.
Cannot pair two speakers for stereo.	Incorrect pairing procedure; speakers already connected to other devices.	Ensure both speakers are disconnected from other devices. Follow the Stereo Link pairing instructions carefully.
Charging connected device is slow or not working.	Speaker battery low; incompatible cable.	Ensure speaker is sufficiently charged; use a high-quality, compatible USB cable.

## SPECIFICATIONS

- **Model Name:** D FINE+ 2
- **Brand:** DOCKIN
- **Output Power:** 50 Watts
- **Battery Capacity:** 9600 mAh



- **Battery Life:** Up to 16 hours
- **Connectivity:** Bluetooth
- **Water Resistance Rating:** IPX5
- **Dimensions (L x W x H):** 39 x 16.5 x 16.1 cm (15.35 x 6.5 x 6.34 inches)
- **Weight:** 3.1 kg (6.83 lbs)
- **Material:** Plastic or Rubber
- **Compatible Devices:** Smartphone, tablet, MP3 player, laptop, desktop computer

## WARRANTY AND SUPPORT

DOCKIN products are designed for reliability and performance. For warranty information, technical support, or service inquiries, please visit the official DOCKIN website or contact their customer service directly.




**Official DOCKIN Website:** [www.dockin.de](http://www.dockin.de)

For further assistance, refer to the contact information provided on the product packaging or the DOCKIN website.



© 2024 DOCKIN. All rights reserved.

### Related Documents - D FINE+ 2

	<p><a href="#">D-Link 20000mAh Power Bank Quick Start Guide</a></p> <p>A concise guide to setting up and using the D-Link 20000mAh Power Bank (DPP-201), including specifications and connection diagrams.</p>
	<p><a href="#">Douk Audio M10 Amplifier User Manual</a></p> <p>User manual for the Douk Audio M10 Hi-Fi Stereo Amplifier, detailing its features, connections, and operation for optimal audio performance.</p>
	<p><a href="#">Arylic B50SE Wireless Stereo Amplifier User Manual</a></p> <p>Comprehensive user manual for the Arylic B50SE Wireless Stereo Amplifier. This guide covers setup, connections (Bluetooth, Line-in, Optical, USB, PC DAC), remote control operation, mobile app usage, and detailed specifications for this 50W x2 Class D amplifier.</p>



[Michi P5 Series 2 Stereo Control Amplifier Owner's Manual](#)

Comprehensive user manual for the Michi P5 Series 2 Stereo Control Amplifier, covering setup, connections, operation, features, troubleshooting, and specifications. Learn how to connect and optimize your audio system.



[Outdoor Tech Kodiak Plus 2.0 Portable Rugged Power Bank User Manual](#)

User manual and specifications for the Outdoor Tech Kodiak Plus 2.0 portable rugged power bank, featuring 10,000 mAh capacity, flashlight, waterproof design, and dual USB output ports.



[Fosi Audio BT10A User Manual: Bluetooth 5.0 Hi-Fi Amplifier Guide](#)

User manual for the Fosi Audio BT10A Mini Bluetooth 5.0 Amplifier. Details product specifications, setup, connections, troubleshooting, and warranty for this 50W x 2 stereo amplifier.