

EBODA B18P

EBODA B18P Bluetooth Shower Speaker User Manual

Model: B18P

1. INTRODUCTION

Thank you for choosing the EBODA B18P Bluetooth Shower Speaker. This manual provides essential information for the proper setup, operation, and maintenance of your speaker. Please read it thoroughly before use.

Package Contents

- 1 × EBODA B18P Bluetooth Speaker
- 1 × USB Type-C Charging Cable
- 1 × Carabiner
- 1 × User Manual

2. PRODUCT OVERVIEW

Familiarize yourself with the speaker's components and controls.



Image 2.1: Front view of the EBODA B18P speaker, showcasing its design and LED lighting effects amidst water splashes.

Controls and Indicators

- **Power Button:** Press and hold to power on/off. Short press to play/pause.
- **Volume Up (+):** Short press to increase volume. Press and hold for next track.
- **Volume Down (-):** Short press to decrease volume. Press and hold for previous track.
- **Light Mode Button:** Short press to cycle through LED light patterns. Press and hold to turn lights off/on.
- **Microphone:** For hands-free calling.
- **Charging Port:** USB Type-C port for charging.
- **LED Indicator:** Shows power, charging, and Bluetooth status.

3. SETUP

3.1 Charging the Speaker

1. Locate the USB Type-C charging port on the speaker.
2. Connect the provided USB Type-C cable to the speaker and a compatible USB power adapter (not included).
3. The LED indicator will illuminate during charging. It will turn off or change color when fully charged.

4. Charging time is approximately 4 hours.



Image 3.1: The speaker illustrating its extended battery life, suitable for prolonged use.

3.2 Powering On/Off

- **To Power On:** Press and hold the Power button for 2-3 seconds until the LED indicator lights up and you hear an audible prompt.
- **To Power Off:** Press and hold the Power button for 2-3 seconds until the LED indicator turns off and you hear an audible prompt.

3.3 Bluetooth Pairing

1. Ensure the speaker is powered on and within 10 meters (33 feet) of your Bluetooth device.
2. The LED indicator will flash, indicating it is in pairing mode.
3. On your device (smartphone, tablet, computer), enable Bluetooth and search for available devices.
4. Select "B18P" from the list of devices.
5. Once paired, the LED indicator will stop flashing and remain solid, and you will hear a confirmation sound.

Seamless Connection

Bluetooth 5.0 easily access to phone, tables and laptop in 33ft



Image 3.2: A smartphone screen showing the Bluetooth settings, with the 'B18P' speaker available for connection.

4. OPERATING INSTRUCTIONS

4.1 Music Playback

- **Play/Pause:** Short press the Power button.
- **Volume Up:** Short press the '+' button.
- **Volume Down:** Short press the '-' button.
- **Next Track:** Press and hold the '+' button.
- **Previous Track:** Press and hold the '-' button.

4.2 Hands-Free Calling

When connected to your smartphone, the speaker can be used for hands-free calls.

- **Answer Call:** Short press the Power button.
- **End Call:** Short press the Power button during a call.
- **Reject Call:** Press and hold the Power button for 2 seconds.

Build For Shower

Enjoy shower with music, hands-free calling friendly



Image 4.1: The speaker positioned in a shower environment, demonstrating its suitability for hands-free communication.

4.3 LED Light Modes

The speaker features multiple LED light patterns.

- **Change Light Mode:** Short press the Light Mode button to cycle through 5 different LED light patterns.
- **Turn Lights On/Off:** Press and hold the Light Mode button for 2 seconds.

4.4 True Wireless Stereo (TWS) Pairing

You can pair two EBODA B18P speakers together for a stereo sound experience.

1. Ensure both speakers are powered off and not connected to any Bluetooth device.
2. Power on both speakers. They will enter pairing mode.
3. On one speaker (this will be the primary speaker), double-press the Power button. The speakers will attempt to connect to each other.
4. Once successfully paired, you will hear a confirmation sound, and the LED indicators on both speakers will change.
5. Now, connect your Bluetooth device to the primary speaker (the one you double-pressed the Power button on). The device will recognize it as a single stereo unit.



Image 4.2: Two speakers shown on backpacks, illustrating the True Wireless Stereo (TWS) feature for synchronized audio.

5. MAINTENANCE

5.1 Cleaning

- Wipe the speaker with a soft, damp cloth.
- Do not use abrasive cleaners, alcohol, or chemical solvents.
- Ensure the charging port cover is securely closed before cleaning or exposing to water.

5.2 Storage

- Store the speaker in a cool, dry place away from direct sunlight and extreme temperatures.
- If storing for an extended period, charge the battery every 3 months to maintain its lifespan.

IPX7 Waterproof

Immersion up to 1 meter for
30 minutes underwater



Image 5.1: The speaker partially submerged in water, demonstrating its IPX7 waterproof capability, allowing immersion up to 1 meter for 30 minutes.

6. TROUBLESHOOTING

Problem	Possible Cause	Solution
Speaker does not power on.	Low battery.	Charge the speaker for at least 30 minutes.
Cannot pair with Bluetooth device.	Speaker is not in pairing mode or already connected to another device.	Ensure speaker is in pairing mode (flashing LED). Disconnect from other devices. Restart both speaker and Bluetooth device.
No sound or low volume.	Volume too low on speaker or device; speaker submerged.	Increase volume on both speaker and connected device. If submerged, sound may be temporarily muffled; allow to dry.

Problem	Possible Cause	Solution
TWS pairing fails.	Speakers not reset or too far apart.	Ensure both speakers are disconnected from other devices. Follow TWS pairing steps carefully. Keep speakers close during pairing.

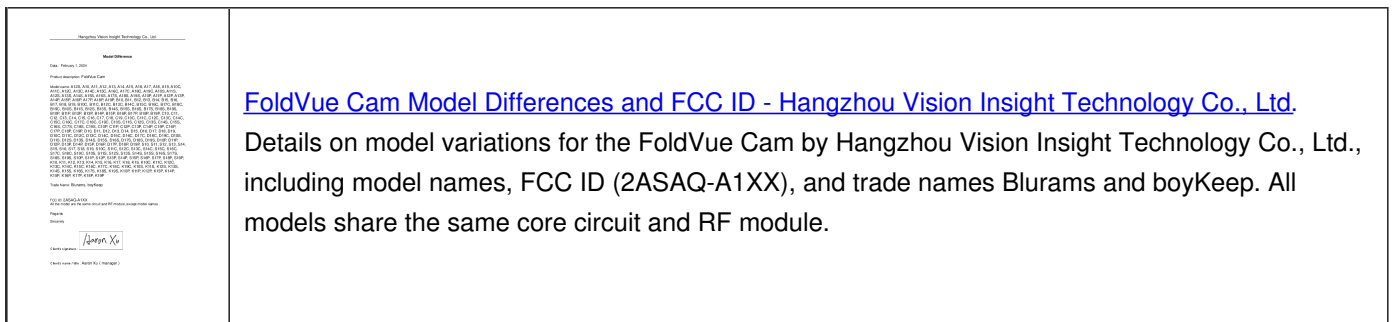
7. SPECIFICATIONS

Feature	Detail
Model Name	B18P
Bluetooth Version	5.0
Wireless Range	Up to 10 meters (33 feet)
Water Resistance	IPX7 (Submersible up to 1 meter for 30 minutes)
Speaker Output Power	5 Watts
Battery Capacity	2000mAh Lithium Polymer
Charging Time	Approximately 4 hours
Product Dimensions	2.21"D x 3.89"W x 4.37"H
Item Weight	220 Grams (7.8 ounces)
Special Features	Built-in Microphone, LED Light, Portable, True Wireless Stereo Pairing, Dustproof, Mudproof, Sandproof, Snowproof


8. WARRANTY AND SUPPORT

EBODA products are designed for reliability and performance. For warranty information or technical support, please refer to the contact details provided with your purchase or visit the official EBODA website.

Please retain your proof of purchase for any warranty claims.



Documents - EBODA – B18P




[pdf]

Differences Description simple FCC model difference letter KINGTA TECHNOLOGY CO LTD B18P Bluetooth Speaker N7KB18P b18p

Differences Description We KINGTA TECHNOLOGY CO., LTD state: Product Bluetooth Speaker Model Name **B18P**, LUBTW8FX, AMBTW8FX, SVN NEON 150, TRAVELER MINI S, EBODA **B18P**, Tingda **B18P** Brand Name N/A FCC ID: N7KB18P The electrical circuit design, layout, components used and internal wiring for above model...

lang:tl score:31 filesize: 44.02 K page_count: 1 document date: 2019-08-01




[pdf] Confidentiality Request Letter

Authority to Act as Agent a TCB RUBY DULMAGE FCC Confidence KINGTA TECHNOLOGY CO LTD B18P Bluetooth Speaker N7KB18P b18p

2019-08-01 Equipment Autorisation Division Federal Communications Commission 7435 Oakland Mills Road Columbia, MD 21046 FCC ID:___N7KB18P___ Product Name:___ Bluetooth Speaker___ Model name: **B18P**, LUBTW8FX, AMBTW8FX, SVN NEON 150, TRAVELER MINI S, EBODA **B18P**, Tingda **B18P** Request for Confidentiality ...

lang:en score:31 filesize: 65.78 K page_count: 1 document date: 2019-08-01



[pdf] Test Report DSS Report

Measurement Report Kent DSS REPORT KINGTA TECHNOLOGY CO LTD B18P Bluetooth Speaker N7KB18P b18p

S T S L A B RADIO TEST REPORT Report No: STS1907161W02 Issued for KINGTA TECHNOLOGY CO., LTD 4F, Building 2, HaoJingDa Science Park, Shangmugu,Shenzhen, China Product Name: Bluetooth Speaker Brand Name: N/A Model Name: **B18P** LUBTW8FX, AMBTW8FX, SVN NEON 150, Series Model: TRAVELER MINI S, EBODA **B18P**...

lang:en score:29 filesize: 2.96 M page_count: 68 document date: 2019-08-05

