

1Mii B06TX

1Mii B06TX Bluetooth 5.2 Transmitter User Manual

Model: B06TX

1. PRODUCT OVERVIEW

The 1Mii B06TX is a versatile Bluetooth 5.2 audio transmitter designed to add wireless audio capabilities to your non-Bluetooth devices, such as televisions, PCs, or projectors. It enables you to stream audio wirelessly to Bluetooth-enabled headphones or speakers, providing a private listening experience or extending audio to other rooms. The device supports aptX Low Latency and aptX HD technologies for synchronized audio and high-fidelity sound.

Package Contents

- 1Mii B06TX Bluetooth Transmitter
- Optical Cable
- 5V Power Cable (USB)
- 3.5mm Audio Cable
- 3.5mm to RCA Cable

Accessories

1. B06TX Bluetooth Transmitter
2. Optical Cable
3. 5V Power Cable
4. 3.5mm Audio Cable
5. 3.5mm to RCA Cable



The 1Mii B06TX Bluetooth Transmitter shown with its included accessories: Optical cable, 5V USB power cable, 3.5mm audio cable, and 3.5mm to RCA cable.

2. SETUP GUIDE

2.1 Powering On the Device

1. Connect the 5V power cable to the DC 5V port on the 1Mii B06TX transmitter.
2. Plug the other end of the USB power cable into a USB power adapter (not included) or a USB port on your TV/PC.
3. Press the central power button on the transmitter to turn it on. The LED indicator will illuminate.

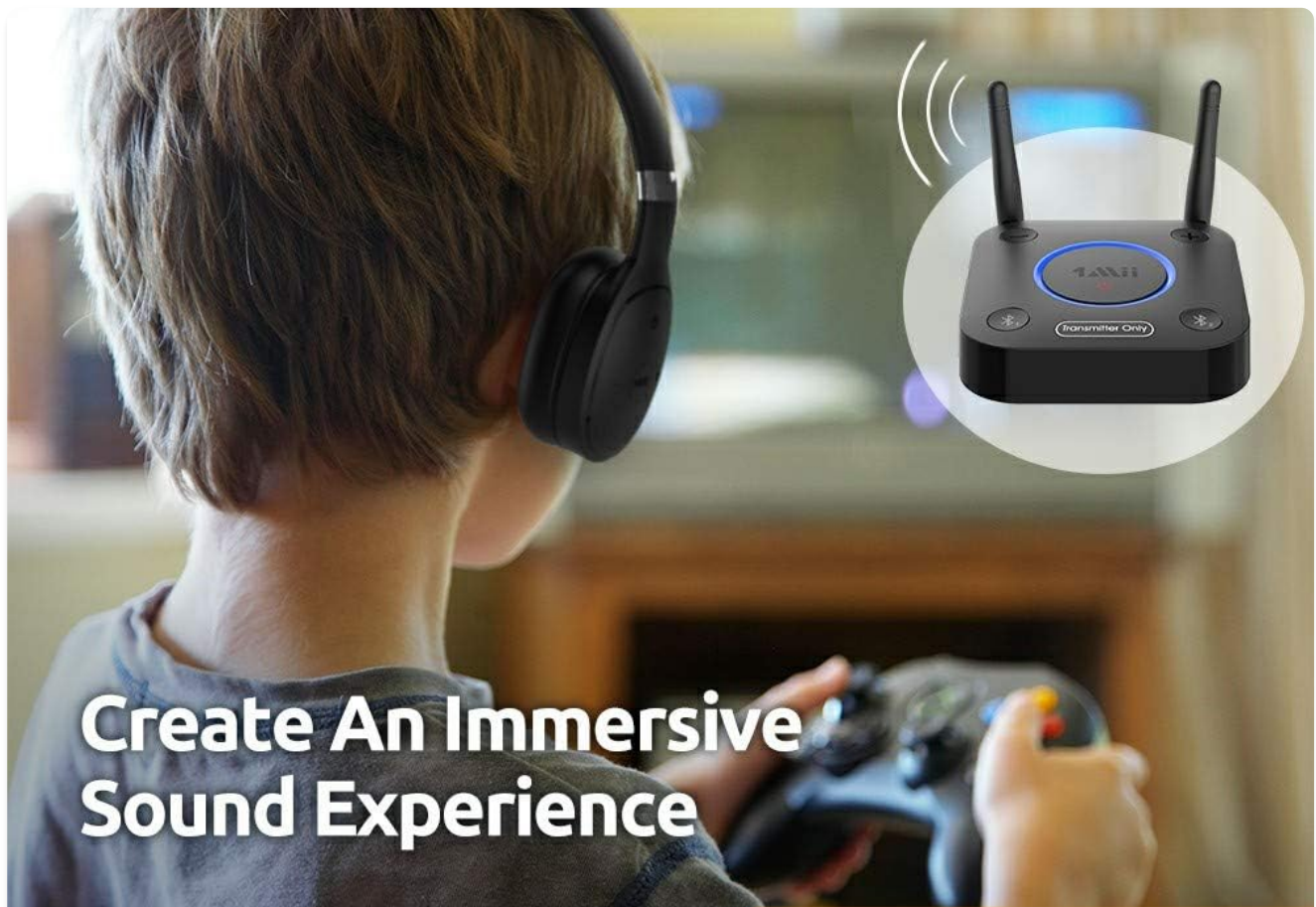


The 1Mii B06TX connected to a TV via RCA cables and powered by a USB cable. A note advises using a separate power adapter to avoid ground loop noise.

2.2 Connecting to Your Audio Source (TV/PC)

The 1Mii B06TX offers multiple input options to connect to your audio source. Choose ONE of the following methods:

- **Optical (TOSLINK) Input:** Use the provided optical cable to connect the transmitter's OPTICAL IN port to your TV's optical audio output.
- **AUX (3.5mm) Input:** Use the provided 3.5mm audio cable to connect the transmitter's AUX IN port to your TV's 3.5mm audio output (headphone jack).
- **RCA Input:** Use the provided 3.5mm to RCA cable to connect the transmitter's AUX IN port to your TV's red and white RCA audio output ports.
- **Coaxial Input:** Connect a coaxial cable (not included) from your TV's coaxial audio output to the transmitter's COAXIAL IN port.



Airpods



Headphones



Home Stereo



Echo Dot



Bluetooth Speakers

Adapt To Multiple Bluetooth Receiving Devices

The 1Mii B06TX transmitter shown in front of a TV, illustrating its compatibility with non-Bluetooth TVs and various connection options (Optical, Coaxial, RCA, AUX).



Important Note for Optical/Coaxial Connection:

When using the Optical or Coaxial input, your TV's audio output format must be set to **PCM**. Dolby / DTS formats are not supported and may result in no sound. For AUX/RCA connections, no PCM format adjustment is typically needed. Consult your TV's sound settings menu for audio output options.



An illustration of a TV's audio settings menu, showing the selection of 'PCM' for Optical audio output, which is required for the 1Mii B06TX.

2.3 Pairing with Bluetooth Headphones/Speakers

The 1Mii B06TX can connect to one or two Bluetooth audio devices simultaneously.

1. **First Device Pairing:** Put your first Bluetooth headphone or speaker into pairing mode. Press the **Bluetooth 1** button on the 1Mii B06TX. The indicator light for Bluetooth 1 will flash rapidly, indicating it's searching for a device. Once connected, the light will turn solid blue.
2. **Second Device Pairing (Optional):** Put your second Bluetooth headphone or speaker into pairing mode. Press the **Bluetooth 2** button on the 1Mii B06TX. The indicator light for Bluetooth 2 will flash rapidly. Once connected, the light will turn solid blue.

Connect 2 Headsets at The Same Time

You Are No Longer Alone When Sharing



① BUTTON TO START

② HAPPINES TO SHARE

An image depicting two individuals wearing headphones, connected simultaneously to a TV via the 1Mii B06TX, illustrating its dual-headset connection capability.

A black, square-shaped transmitter device with rounded corners. It features two black antennas on top, one on the left and one on the right. In the center of the top surface is a circular blue LED ring. Below the ring, the text "1Mi" is printed in a stylized font, with a red power button icon below it. At the bottom of the device, there are two circular buttons with Bluetooth symbols, one on the left and one on the right. Between these buttons is a small rectangular label that reads "Transmitter Only". The device is shown against a background of sand and a blue object.

The rear panel of the Netgear Nighthawk X6S router features two large black antennas on the left and right sides. Below the antennas, there are four ports: a square Ethernet port labeled 'Ethernet', a circular coaxial port labeled 'Coaxial', a circular 3.5mm audio port labeled '3.5mm', and a circular DC 5V power port labeled 'DC 5V'. Blue dashed lines connect the labels to their respective ports.



A close-up photograph of a black cable connector with a gold-colored tip, likely a USB or similar interface, set against a light background.



A black wireless router with two antennas. The front panel features several status LEDs and ports. From left to right, there are TX and RX LEDs, a central '1+1' logo, LL and HD LEDs, and S+ and S- LEDs. Below these are four more LEDs: Rx+, AP/TLX, HD-, and AD-. At the bottom, there is a USB port, a Bluetooth symbol, and three large circular buttons with minus, plus, and power symbols.

A diagram explicitly stating that the 1Mii B06TX is a transmitter only and does not support pairing with mobile phones or tablets.

2.4 Setup Videos

Your browser does not support the video tag.

Video: B06TX Operation Video. This video demonstrates the general operation of the 1Mii B06TX transmitter, including basic setup and usage.

Your browser does not support the video tag.

Video: How to Connect B06TX to a TV with an Optical Port? This video provides a step-by-step guide on connecting the 1Mii B06TX to a television using an optical audio cable.

Your browser does not support the video tag.

Video: How to Connect B06TX to a TV with RCA and 3.5mm Ports? This video demonstrates the process of connecting the 1Mii B06TX to a television using RCA or 3.5mm audio cables.

Your browser does not support the video tag.

Video: How to Connect a Second Headphones to B06TX? This video illustrates how to pair and connect a second pair of Bluetooth headphones to the 1Mii B06TX transmitter.

3. OPERATING INSTRUCTIONS

3.1 Volume Control

The 1Mii B06TX features dedicated volume control buttons (+ and -) on the top panel. Use these buttons to adjust the audio output volume to your connected Bluetooth headphones or speakers.



A close-up of the 1Mii B06TX highlighting the volume control buttons (+ and -) for easy audio adjustment.

3.2 Extended Range and Audio Quality

Equipped with dual antennas, the 1Mii B06TX amplifies the Bluetooth signal, providing an extended operating range. This allows you to enjoy audio from your TV from various locations within your home, including basements or lofts, without significant signal degradation. The device supports aptX Low Latency and aptX HD codecs, ensuring high-quality audio transmission with minimal delay, provided your receiving devices also support these codecs.



Dual Antenna Amplify the Signal Enhance Your Hearing



Enjoy TV Even in Basement or loft

HIGHTEST Level Signal Propagation Range
50-70 ft (20-30 m) Indoors
197 ft (60m) outdoor

An elderly couple watching TV with headphones, illustrating how the dual antenna design of the 1Mii B06TX amplifies the signal to enhance hearing and extend range, allowing enjoyment of TV even in basements or lofts.

4. MAINTENANCE

To ensure the longevity and optimal performance of your 1Mii B06TX Bluetooth Transmitter, follow these simple maintenance guidelines:

- **Cleaning:** Use a soft, dry cloth to wipe the surface of the device. Avoid using liquid cleaners or abrasive materials, as they may damage the finish or internal components.
- **Storage:** When not in use for extended periods, store the device in a cool, dry place away from direct sunlight and extreme temperatures.
- **Handling:** Handle the device with care. Avoid dropping it or subjecting it to strong impacts, which could damage internal circuitry.
- **Environment:** Keep the device away from water, moisture, and excessive dust.

5. TROUBLESHOOTING

If you encounter issues with your 1Mii B06TX, refer to the following common problems and solutions:

5.1 No Sound Output

- **Check Connections:** Ensure all audio cables (Optical, AUX, RCA, Coaxial) are securely connected to both the transmitter and your audio source (TV/PC).
- **Power:** Verify the transmitter is powered on and its indicator lights are active.
- **TV Audio Settings:** If using Optical or Coaxial input, confirm your TV's audio output format is set to **PCM**. Dolby/DTS formats are not compatible.
- **Headphone/Speaker Pairing:** Ensure your Bluetooth headphones/speakers are successfully paired with the transmitter (solid blue indicator light for BT1/BT2).
- **Volume Levels:** Adjust the volume on both the transmitter and your connected headphones/speakers.

5.2 Audio Delay (Lip-Sync Issues)

- **aptX Low Latency:** For minimal delay, both the 1Mii B06TX and your Bluetooth headphones/speakers must support aptX Low Latency technology. Check your headphone/speaker specifications.
- **Interference:** Move the transmitter and receiving devices closer to each other, and away from other wireless devices (e.g., Wi-Fi routers, cordless phones) that might cause interference.

5.3 Frequent Connection Drops

- **Range:** Ensure the connected Bluetooth device is within the effective operating range of the transmitter.
- **Obstructions:** Walls, furniture, and other physical obstructions can weaken the signal. Try to minimize barriers between the transmitter and your receiving device.
- **Interference:** As with audio delay, other wireless devices can cause signal instability.
- **Re-pair:** Try unpairing and re-pairing your Bluetooth device with the transmitter.

5.4 Cannot Pair with Phone/Tablet

- The 1Mii B06TX is a Bluetooth **transmitter** only. It is designed to send audio from your TV/PC to Bluetooth headphones/speakers. It cannot function as a Bluetooth **receiver** to play audio from your phone or tablet.

For more detailed troubleshooting, please refer to the official Troubleshooting Guide (PDF) available for download from the product's support page.

6. SPECIFICATIONS

Model Number	B0302 (Product Name: B06TX)
Product Dimensions	4.3 x 3.7 x 1 inches

Item Weight	10.2 ounces
Connectivity Technology	Bluetooth 5.2
Audio Inputs	Optical, AUX (3.5mm), RCA, Coaxial
Special Features	aptX Low Latency & HD Audio, Supports 2 Bluetooth headphones simultaneously, Volume Control, Long Range
Power Source	DC 5V (USB)
Material	Plastic
Manufacturer	1Mii

7. SAFETY INFORMATION







For safe use of the 1Mii B06TX, please observe the following:

- Keep the device away from water or moisture.
- Avoid exposing it to extreme temperatures.
- Handle the device with care to prevent physical damage.
- This device may cause interference with other wireless devices; use responsibly.
- Always follow local regulations for electronic waste disposal when the product reaches its end-of-life.

8. WARRANTY AND SUPPORT

1Mii products are designed with quality and reliability in mind. While specific warranty terms may vary by region, 1Mii is committed to providing quality assurance for its products and services.

For technical support, warranty claims, or any questions regarding your 1Mii B06TX Bluetooth Transmitter, please visit the official 1Mii website or contact their customer service team. The 1Mii after-sales team is available to assist you with any issues during use.

	<p>1Mii B06TX Bluetooth Transmitter FAQ and Troubleshooting Guide</p> <p>Frequently asked questions and troubleshooting guide for the 1Mii B06TX Bluetooth Transmitter, covering connection, pairing, sound issues, latency, volume, and more.</p>
	<p>Troubleshooting the 1Mii B06TX Bluetooth Transmitter</p> <p>A troubleshooting guide for the 1Mii B06TX Bluetooth Transmitter, covering common issues like connection problems, audio lag, no sound, and non-working volume buttons.</p>
	<p>1Mii B06TX Bluetooth Audio Transmitter User Manual</p> <p>User manual for the 1Mii B06TX Bluetooth audio transmitter, detailing setup, connection, and usage instructions for transmitting audio to Bluetooth headphones and speakers.</p>
	<p>1Mii B06TX Bluetooth Transmitter Setup Guide</p> <p>A concise guide to setting up and pairing the 1Mii B06TX Bluetooth 5.0 transmitter for wireless audio connections to TVs, headphones, and speakers.</p>
	<p>1Mii B06TX Bluetooth 5.2 Transmitter User Manual</p> <p>User manual for the 1Mii B06TX Bluetooth 5.2 Transmitter, detailing its features, setup, and operation for connecting TVs to wireless headphones or speakers.</p>
	<p>1Mii B03 Bluetooth 5.3 Transmitter Receiver User Manual</p> <p>User manual for the 1Mii B03 Bluetooth 5.3 Transmitter Receiver, detailing its features, operation, and troubleshooting for home stereo audio transmission with aptX Low Latency and HD support.</p>