

## Denon DENONHOME350BK

# Denon Home 350 Wireless Smart Speaker Instruction Manual

## INTRODUCTION

---

### About Your Denon Home 350 Speaker

The Denon Home 350 is a wireless smart speaker designed to deliver high-quality stereo sound. It integrates seamlessly into a multi-room audio system using HEOS Built-in technology, allowing you to stream music throughout your home. The speaker supports various streaming services and connectivity options including Wi-Fi, Bluetooth, and AirPlay 2. It also features voice control capabilities and customizable presets for ease of use.

## PRODUCT OVERVIEW

---

### What's in the Box

- Denon Home 350 Speaker
- Power cord
- Literature pack (including this manual)

### Speaker Components and Controls

The Denon Home 350 features a minimalist design with essential controls and connection ports. Refer to the images below for visual identification.

#### Front View



Image: Front view of the Denon Home 350 speaker, showcasing its fabric grille and the Denon logo with a blue indicator light at the bottom center.

### Top Panel Controls



Image: Angled view of the Denon Home 350 speaker, highlighting the touch-sensitive control panel on the top surface. This panel includes controls for volume, play/pause, and preset selection.

### Rear Panel Connections



Image: Close-up of the rear panel of the Denon Home 350 speaker, showing the power input, Bluetooth button, AUX IN port, USB port, Ethernet (NETWORK) port, and the CONNECT button for setup.

- **Power Input:** Connects to the AC power cord.
- **Bluetooth Button:** Initiates Bluetooth pairing mode.
- **AUX IN:** 3.5mm stereo input for connecting external audio devices.
- **USB Port:** For playing music from USB storage devices.
- **NETWORK Port:** Ethernet port for wired network connection.
- **CONNECT Button:** Used during initial setup to connect to your Wi-Fi network.

## SETUP GUIDE

---

### Initial Placement

Place your Denon Home 350 speaker on a stable, flat surface. Ensure it is within range of your Wi-Fi router for optimal wireless performance. For best sound quality, avoid placing the speaker directly in a corner or against a wall, though the HEOS app allows for acoustic adjustments based on placement.



Image: The Denon Home 350 speaker positioned on a kitchen counter, demonstrating a typical placement scenario.

## Power Connection

1. Connect the supplied power cord to the power input on the rear of the speaker.
2. Plug the power cord into a wall outlet. The indicator light on the front will illuminate.

## Network Connection (HEOS App)

The Denon Home 350 requires a network connection for most features, including streaming services and multi-room audio. The HEOS app guides you through this process.

1. Download the HEOS app from the Apple App Store or Google Play Store onto your smartphone or tablet.
2. Open the HEOS app and follow the on-screen instructions to add your Denon Home 350 speaker.
3. The app will prompt you to connect the speaker to your Wi-Fi network. You may be instructed to press the CONNECT button on the rear panel.
4. **Note:** Some users have reported that an initial wired Ethernet connection to your router may be required for the first-time setup if Wi-Fi setup encounters issues. Once connected via Ethernet, the Wi-Fi settings can be configured through the HEOS app, and the Ethernet cable can then be removed.





Image: The Denon Home 350 speaker on a marble countertop, illustrating its integration into a home environment.

## OPERATING INSTRUCTIONS

---

### Using the HEOS App

The HEOS app is the primary interface for controlling your Denon Home 350 speaker. It allows you to:

- Browse and play music from various streaming services.
- Access music stored on your local network or USB drive.
- Create and manage multi-room audio groups with other HEOS Built-in devices.
- Adjust sound settings, including bass and treble, and optimize for speaker placement (e.g., corner, near wall, center of room).
- Manage presets.



Image: A Denon Home 350 speaker with a smartphone nearby, showing the HEOS app interface for music selection and control.

## Streaming Music

The Denon Home 350 supports multiple ways to stream audio:

### Wi-Fi Streaming (HEOS Built-in)

Access popular streaming services such as Spotify, Apple Music, Amazon Music HD, Pandora, TIDAL, and TuneIn directly through the HEOS app. This method provides the highest audio quality and supports multi-room synchronization.

### Bluetooth Connectivity

To connect a Bluetooth device:

1. Press and hold the Bluetooth button on the rear panel of the speaker until the indicator light flashes blue.
2. Enable Bluetooth on your device and select "Denon Home 350" from the list of available devices.
3. Once paired, audio from your device will play through the speaker.

*Note: Bluetooth audio quality may be lower than Wi-Fi streaming, and some users have reported minor audio clipping at the end of tracks.*

### AirPlay 2

For Apple device users, AirPlay 2 allows seamless streaming from iOS devices and Macs. Select the Denon Home 350 from the AirPlay menu on your device.

### USB and Network Playback

Connect a USB storage device to the USB port on the rear panel to play local music files. You can also access music libraries stored on network-attached storage (NAS) devices via the HEOS app.

## Voice Control

The Denon Home 350 has Alexa Built-in. You can use voice commands for playback control, volume adjustments, and other smart speaker functions. Ensure your speaker is connected to your Amazon Alexa account via the HEOS app.

## Presets

The top panel of the speaker features touch-sensitive preset buttons. You can assign your favorite internet radio stations, playlists, or streaming service content to these presets via the HEOS app for quick access without needing your phone.

## Multi-Room Audio

Utilize HEOS Built-in to group multiple Denon Home speakers or other HEOS-enabled devices (AV receivers, sound bars) to play the same music synchronously across different rooms or different music in each room.

## MAINTENANCE

---

### Cleaning

- Wipe the speaker's exterior with a soft, dry cloth.
- Do not use liquid cleaners or solvents, as they may damage the finish.
- Avoid spraying cleaners directly onto the speaker.

### Software Updates

The HEOS app will notify you when firmware updates are available for your Denon Home 350. It is recommended to keep your speaker's software updated for optimal performance and new features.

## TROUBLESHOOTING

---

### Common Issues and Solutions

Problem	Possible Cause	Solution
Speaker does not power on.	Power cord not connected or outlet not active.	Ensure the power cord is securely connected to both the speaker and a working electrical outlet.
Cannot connect to Wi-Fi via HEOS app.	Network interference, incorrect password, or initial setup issue.	<div>1. Verify your Wi-Fi password.</div> <div>2. Move the speaker closer to your Wi-Fi router.</div> <div>3. Try connecting the speaker to your router using an Ethernet cable for initial setup, then configure Wi-Fi via the app.</div> <div>4. Restart your router and the speaker.</div>

Problem	Possible Cause	Solution
Bluetooth audio cuts out or skips.	Distance from device, interference, or device issues.	<ol style="list-style-type: none"><li>1. Ensure your Bluetooth device is within 10 meters (33 feet) of the speaker.</li><li>2. Minimize obstacles between the device and speaker.</li><li>3. Try re-pairing the Bluetooth device.</li><li>4. Consider using Wi-Fi streaming for more stable audio.</li></ol>
No sound from streaming services.	Incorrect source selected, network issue, or service outage.	<ol style="list-style-type: none"><li>1. Check the HEOS app to ensure the correct input/source is selected.</li><li>2. Verify your internet connection.</li><li>3. Check the status of the streaming service.</li></ol>

## SPECIFICATIONS

### Denon Home 350 Wireless Smart Speaker

Feature	Detail
Model Number	DENONHOME350BK
Speaker Type	Wireless Smart Speaker
Audio Output Mode	Stereo
Drivers	Two 0.75" Tweeters, Two 2" Mid-Bass Drivers, Two 6.5" Woofers
Connectivity Technology	Bluetooth, Wi-Fi (802.11a/b/g/n/ac)
Wireless Communication	Bluetooth, Wi-Fi, AirPlay 2, HEOS Built-in
Voice Control	Alexa Built-in, Siri (via AirPlay 2)
Input Voltage	120 Volts (AC)
Product Dimensions (D x W x H)	15" x 9.2" x 7.2" (38.1 cm x 23.4 cm x 18.3 cm)
Power Source	AC Power
Control Method	Voice, HEOS App, Touch Controls
UPC	883795004947

*Note on Power Source: The Denon Home 350 is designed for AC power only and does not include an internal battery for portable use.*



# DIMENSIONS



Image: Diagram illustrating the dimensions of the Denon Home 350 speaker: 8.85 inches (H), 14.9 inches (W), and 7.1 inches (D).

## WARRANTY AND SUPPORT

### Limited Warranty


The Denon Home 350 Wireless Smart Speaker comes with a limited warranty. Please refer to the "Literature pack" included with your product for specific terms and conditions, including warranty duration and coverage details.

### Customer Support

For technical assistance, troubleshooting beyond this manual, or warranty claims, please contact Denon customer support. Visit the official Denon website for contact information and additional resources.






For more information, visit the [Denon Store on Amazon](#).

## Related Documents - DENONHOME350BK



### [Denon Home 250 Wireless Speaker Owner's Manual](#)

Comprehensive owner's manual for the Denon Home 250 Wireless Speaker, detailing setup, usage, troubleshooting, and advanced features for an optimal audio experience.

	<p><a href="#">Denon Home 150 Wireless Speaker Owner's Manual</a></p> <p>Comprehensive owner's manual for the Denon Home 150 Wireless Speaker, covering setup, operation, multi-room audio, streaming services, and troubleshooting for optimal home audio experience.</p>
	<p><a href="#">Denon HEOS 5 HS2 Quick Start Guide</a></p> <p>A concise guide to setting up and using the Denon HEOS 5 HS2 wireless multi-room sound system, including unpacking, placement, connection, app control, and troubleshooting.</p>
	<p><a href="#">Denon AVR-X1800H 7.2 Channel 8K AV Receiver with HEOS Built-in</a></p> <p>Explore the Denon AVR-X1800H, a 7.2 channel 8K AV receiver delivering immersive 8K video and Dolby Atmos/DTS:X 3D audio. Features HEOS built-in for wireless streaming, advanced HDMI connectivity, and Audyssey room correction.</p>
	<p><a href="#">Denon Home 350 Wireless Speaker Owner's Manual</a></p> <p>Comprehensive owner's manual for the Denon Home 350 Wireless Speaker, detailing setup, HEOS system integration, multi-room audio, troubleshooting, and advanced features for an optimal home audio experience.</p>
	<p><a href="#">Denon HEOS App Update Guide</a></p> <p>Information on the HEOS app update to version 3.0, detailing the updated user interface, home, rooms, and search screens, along with instructions for grouping and ungrouping rooms.</p>

Documents - Denon – DENONHOME350BK

no relevant documents