

EdenPURE GEN40

EdenPURE GEN40 1500W Infrared Heater Instruction Manual

Model: GEN40 (A5836)

1. INTRODUCTION

Thank you for choosing the EdenPURE GEN40 1500W Infrared Heater. This electric space heater is designed to provide efficient and quiet heating for various indoor spaces, including large rooms, bedrooms, and offices. It features an oscillating function, remote control operation, and multiple built-in safety mechanisms. Please read this manual thoroughly before operating the appliance to ensure safe and optimal performance.



Figure 1: Front view of the EdenPURE GEN40 Infrared Heater.

2. IMPORTANT SAFETY INSTRUCTIONS

When using electrical appliances, basic precautions should always be followed to reduce the risk of fire, electric shock, and injury to persons.

- Read all instructions before using this heater.
- This heater is hot when in use. To avoid burns, do not let bare skin touch hot surfaces. Use handles when moving this heater. Keep combustible materials, such as furniture, pillows, bedding, papers, clothes, and curtains at least 3 feet (0.9 m) from the front of the heater and keep them away from the sides and rear.
- Extreme caution is necessary when any heater is used by or near children or invalids and whenever the heater is left operating and unattended.

- Always unplug heater when not in use.
- Do not operate any heater with a damaged cord or plug or after the heater malfunctions, has been dropped or damaged in any manner. Return heater to authorized service facility for examination, electrical or mechanical adjustment, or repair.
- Do not use outdoors.
- This heater is not intended for use in bathrooms, laundry areas, and similar indoor locations. Never locate heater where it may fall into a bathtub or other water container.
- Do not run cord under carpeting. Do not cover cord with throw rugs, runners, or similar coverings. Arrange cord away from traffic area and where it will not be tripped over.
- To disconnect heater, turn controls to OFF, then remove plug from outlet.
- Do not insert or allow foreign objects to enter any ventilation or exhaust opening as this may cause an electric shock or fire, or damage the heater.
- To prevent a possible fire, do not block air intakes or exhaust in any manner. Do not use on soft surfaces, like a bed, where openings may become blocked.
- This heater has multiple built-in safety shutoffs, including a tip-over switch and an overheat sensor, making it safe for use around children and pets. However, supervision is always recommended.



Figure 2: The heater is designed with safety features for environments with children and pets.



Figure 3: The heater includes a tip-over switch and overheat sensor for enhanced safety.

3. PACKAGE CONTENTS

Verify that all items are present and in good condition upon opening the package.

- EdenPURE GEN40 1500W Infrared Heater
- Remote Control
- Instruction Manual

4. SETUP GUIDE

1. **Unpack the Heater:** Carefully remove the heater and all accessories from the packaging. Retain packaging for future storage or shipping.
2. **Placement:** Place the heater on a firm, level surface. Ensure there is at least 3 feet (0.9 m) of clear space around the heater from any combustible materials. Do not place the heater directly under a power outlet.
3. **Power Connection:** Plug the power cord directly into a 110-volt, 15-amp (or higher) grounded wall outlet. Do not use extension cords or power strips.

5. OPERATING YOUR EDENPURE GEN40 HEATER

5.1 Control Panel Overview

The control panel is located on the top of the heater. It includes buttons for power, heat settings, oscillation, and timer functions.



Figure 4: Control panel on top of the heater.

5.2 Remote Control

The included remote control allows for convenient operation of all heater functions from a distance. Ensure batteries are correctly installed.



Figure 5: The heater can be operated using the included remote control.

5.3 Basic Operation

1. **Power On/Off:** Press the **Power** button on the control panel or remote to turn the heater on or off.
2. **Select Heat Mode:** Press the **Heat** button to cycle through available heat settings (e.g., High Heat, Low Heat). The heater also offers a fan-only option for cooling.
3. **Activate Oscillation:** Press the **Oscillation** button to activate the swivel function, distributing heat across a wider area. Press again to stop oscillation.
4. **Set Timer:** Use the **Timer** button to set an automatic shut-off time (e.g., 2h, 4h, 8h).

Your browser does not support the video tag.

Video 1: This video demonstrates the features and operation of the EdenPURE GEN40 heater, including its heating and cooling capabilities, and how it can contribute to energy savings.

6. KEY FEATURES

- **Even Heating Infrared Heat:** Utilizes infrared technology to provide consistent and comfortable

warmth.

- **Fan Only Option for Cooling:** Offers versatility with a fan mode for air circulation during warmer periods.
- **Small Footprint:** Compact design allows for placement in various spaces without occupying excessive room.
- **Multiple Built-in Safety Shutoffs:** Equipped with safety features such as a tip-over switch and overheat sensor for secure operation.
- **Easy-to-Use Controls:** Features intuitive controls for high heat, low heat, fan-only option, and oscillation.
- **Oscillating Function:** The heater swivels to distribute warmth evenly across the room.



Figure 6: The heater uses infrared technology for efficient warmth.

EdenPURE®

GEN40 Infrared Heater

Oscillation feature that moves it
up and down and side to side



Figure 7: The heater's oscillation feature distributes heat broadly.

7. CARE AND MAINTENANCE

Regular maintenance ensures the longevity and efficient operation of your heater.

- **Cleaning:** Always unplug the heater before cleaning. Use a soft, damp cloth to wipe the exterior surfaces. Do not use abrasive cleaners or solvents. Ensure no water enters the interior of the heater.
- **Dust Removal:** Use a vacuum cleaner with a brush attachment to gently remove dust from the air intake and exhaust grilles.
- **Storage:** If storing the heater for an extended period, unplug it and allow it to cool completely. Store it in a cool, dry place, preferably in its original packaging, to protect it from dust and damage.

8. TROUBLESHOOTING GUIDE

Refer to the table below for common issues and their solutions. If the problem persists, contact customer support.

Problem	Possible Cause	Solution
---------	----------------	----------

Problem	Possible Cause	Solution
Heater does not turn on.	No power, tip-over switch activated, or overheat protection engaged.	Ensure power cord is securely plugged in. Check circuit breaker. Place heater on a stable, level surface. Allow heater to cool down if it was recently overheated.
No heat output.	Heater is in fan-only mode, or thermostat setting is too low.	Select a heat mode (High/Low). Increase the desired temperature setting.
Unusual noise during operation.	Dust accumulation or obstruction in fan/heating element.	Unplug and clean the heater thoroughly, especially the grilles. Ensure no foreign objects are present.

9. TECHNICAL SPECIFICATIONS











Figure 8: Dimensions of the EdenPURE GEN40 Heater.

Feature	Specification
Brand	EdenPURE
Model Number	A5836
Special Feature	Oscillating (Swivels)
Color	Brown
Form Factor	Tower
Indoor/Outdoor Usage	Indoor
Product Dimensions	7.5"D x 7.5"W x 20.5"H
Recommended Uses	Home (Bedroom, Living Room, Basement, Kids room, Den, Office)
Mounting Type	Free Standing
Heating Coverage	1000 square feet
Burner Type	PTC element
Heat Output	1500 Watts
Fuel Type	Electric
Number of Speeds	6
Voltage	110 Volts
Amperage	13.64 Amps
Max Temperature Setting	43 Degrees Celsius
Item Weight	7.09 pounds
Batteries (for remote)	1 Lithium Ion battery required (included)

10. WARRANTY INFORMATION AND CUSTOMER SUPPORT

The EdenPURE GEN40 1500W Infrared Heater comes with a manufacturer's warranty. Please refer to the warranty card included in your product packaging for specific terms and conditions, including coverage duration and claim procedures.

For technical assistance, troubleshooting not covered in this manual, or warranty claims, please contact EdenPURE customer support. Contact information can typically be found on the manufacturer's official website or on the product packaging.

 <p>EdenPURE® GEN30 Classic Infrared Portable Space Heater</p> <ul style="list-style-type: none">• 1500 Watts with Over Heat Protection• Thermal Cut-off Protection• Tip Over Switch• Remote Temperature Control• Easy Push-Button Controls• Remote Control <p>Model No.: A5988</p> <p>Owner's Manual PLEASE READ AND SAVE THESE INSTRUCTIONS</p> 	<p>EdenPURE GEN30 Classic Infrared Portable Space Heater Owner's Manual and Instructions</p> <p>Comprehensive owner's manual for the EdenPURE GEN30 Classic Infrared Portable Space Heater. Learn about features, operating instructions, safety precautions, maintenance, and troubleshooting for model A5988.</p>
 <p>EdenPURE® GEN40 Super Heater-Cooler</p> <p>User Manual</p> <p>PLEASE READ AND SAVE THESE INSTRUCTIONS</p> <p>Model No.: A5964</p>	<p>EdenPURE GEN40 Super Heater-Cooler User Manual</p> <p>User manual for the EdenPURE GEN40 Super Heater-Cooler, providing instructions, specifications, warnings, maintenance, and troubleshooting information for optimal use.</p>
 <p>EdenPURE® GEN40 Super Heater-Cooler</p> <p>User Manual</p> <p>PLEASE READ AND SAVE THESE INSTRUCTIONS</p> <p>Model No.: A5964</p>	<p>EdenPURE GEN40 Super Heater-Cooler User Manual</p> <p>Comprehensive user manual for the EdenPURE GEN40 Super Heater-Cooler (Model A5964). Includes setup instructions, operating modes, safety warnings, maintenance tips, and troubleshooting guide. Learn how to use your portable PTC heater efficiently and safely.</p>
 <p>EdenPURE® GEN40 Super Heater-Cooler</p> <p>User Manual</p> <p>PLEASE READ AND SAVE THESE INSTRUCTIONS</p> <p>Model No.: A5956</p>	<p>EdenPURE GEN40 Super Heater-Cooler User Manual</p> <p>User manual for the EdenPURE GEN40 Super Heater-Cooler, providing instructions, specifications, safety warnings, maintenance, and troubleshooting information. Includes model A5956.</p>
 <p>EdenPURE® GEN40 Super Heater-Cooler</p> <p>User Manual</p> <p>PLEASE READ AND SAVE THESE INSTRUCTIONS</p> <p>Model No.: A5956</p>	<p>EdenPURE GEN40 Super Heater-Cooler User Manual</p> <p>User manual for the EdenPURE GEN40 Super Heater-Cooler, providing instructions on operation, safety warnings, maintenance, and troubleshooting.</p>
 <p>EdenPURE® Classic CopperPLUS A5946</p>	<p>EdenPURE Classic CopperPLUS A5946 User Manual and Troubleshooting Guide</p> <p>This comprehensive guide for the EdenPURE Classic CopperPLUS A5946 portable space heater covers safety instructions, operation, maintenance, troubleshooting, and FAQs. Ensure safe and efficient use of your heater.</p>