

Bytech BYAUBE121AC

Bytech BT Stereo Earbuds User Manual

Model: BYAUBE121AC | Brand: Bytech

1. INTRODUCTION

This manual provides comprehensive instructions for the Bytech BT Stereo Earbuds, model BYAUBE121AC. These earbuds are designed for wireless audio enjoyment, offering a portable and convenient listening experience. Please read this manual thoroughly before using the product to ensure proper operation and maintenance.



Image: A set of Bytech BT Stereo Earbuds, showcasing four different color variations (grey, blue, red, and white). Each pair features an in-ear design with an over-ear hook for secure fit and an inline control module on the cable.

2. PRODUCT FEATURES

- **Wireless Connectivity:** Utilizes Bluetooth technology for seamless audio streaming.
- **Portable Design:** Lightweight and convenient for on-the-go use.
- **In-Ear Form Factor:** Designed to fit comfortably within the ear.

- **Active Noise Cancellation:** Helps reduce ambient noise for a clearer listening experience.
- **Secure Fit:** Features an ear hook design for stability during activity.

3. PACKAGE CONTENTS

Please check the package for the following items:

- Bytech BT Stereo Earbuds (1 pair)
- Charging Cable (1)
- User Manual (this document)

4. SETUP AND PAIRING

4.1. Charging the Earbuds

1. Connect the provided charging cable to the charging port on the earbuds' inline control module.
2. Connect the other end of the charging cable to a USB power source (e.g., computer USB port, USB wall adapter).
3. The indicator light will typically show red during charging and turn off or blue when fully charged.
4. Allow approximately 1-2 hours for a full charge.

4.2. Powering On/Off

- **Power On:** Press and hold the Multi-function Button (usually the center button on the inline control) for approximately 3-5 seconds until you hear a power-on prompt or see a blue indicator light flash.
- **Power Off:** Press and hold the Multi-function Button for approximately 3-5 seconds until you hear a power-off prompt or see a red indicator light flash and then turn off.

4.3. Bluetooth Pairing

1. Ensure the earbuds are fully charged and powered off.
2. Press and hold the Multi-function Button for about 5-7 seconds until the indicator light flashes red and blue alternately. This indicates pairing mode.
3. On your device (smartphone, tablet, computer), enable Bluetooth.
4. Search for available Bluetooth devices. You should see "BYTECH BT STEREO EARBUDS" or a similar name in the list.
5. Select the earbuds from the list to connect. Once connected, the indicator light will typically flash blue slowly, and you may hear a "connected" prompt.
6. If prompted for a password, enter "0000" (four zeros).

5. OPERATING INSTRUCTIONS

5.1. Music Playback

- **Play/Pause:** Short press the Multi-function Button.
- **Volume Up:** Short press the "+" button.
- **Volume Down:** Short press the "-" button.
- **Next Track:** Long press the "+" button.

- **Previous Track:** Long press the "-" button.

5.2. Call Management

- **Answer Call:** Short press the Multi-function Button when a call comes in.
- **End Call:** Short press the Multi-function Button during a call.
- **Reject Call:** Long press the Multi-function Button when a call comes in.
- **Redial Last Number:** Double-press the Multi-function Button.

5.3. Active Noise Cancellation (ANC)

The earbuds feature Active Noise Cancellation. Refer to the specific button on your inline control for ANC activation. Typically, there is a dedicated switch or a long press on a specific button to toggle ANC on or off.

6. MAINTENANCE AND CARE

- **Cleaning:** Use a soft, dry cloth to clean the earbuds. Do not use harsh chemicals or abrasive materials.
- **Storage:** Store the earbuds in a cool, dry place when not in use. Avoid extreme temperatures.
- **Battery Care:** To prolong battery life, avoid fully discharging the earbuds frequently. Charge them regularly, even if not used for extended periods.
- **Water Resistance:** These earbuds are not specified as waterproof. Avoid exposure to water or excessive moisture.

7. TROUBLESHOOTING

Problem	Possible Cause	Solution
Earbuds won't power on.	Low battery.	Charge the earbuds fully.
Cannot pair with device.	Earbuds not in pairing mode; Bluetooth off on device; too far apart.	Ensure earbuds are in pairing mode (red/blue flashing); enable Bluetooth on your device; keep devices within 10 meters.
No sound after pairing.	Volume too low; incorrect audio output selected on device.	Increase volume on both earbuds and device; check device's audio output settings.
Sound is intermittent or distorted.	Interference; too far from device; low battery.	Move closer to your device; avoid strong electromagnetic interference; charge earbuds.

8. SPECIFICATIONS

Feature	Detail
Model Name	BYTECH BT STEREO EARBUDS
Model Number	BYAUBE121AC
Brand	Bytech

Feature	Detail
Connectivity Technology	Wireless
Wireless Communication Technology	Bluetooth
Ear Placement	In Ear
Form Factor	In Ear
Noise Control	Active Noise Cancellation
Color	BLACK (available in other colors as shown in product images)
Product Dimensions	1 x 1 x 1 inches
Item Weight	1 pounds
Manufacturer	DEEJAYLED
UPC	805112045730
Date First Available	December 25, 2019

9. WARRANTY AND SUPPORT




For warranty information and customer support, please refer to the documentation included with your purchase or contact the retailer or manufacturer directly. Keep your proof of purchase for any warranty claims.




Manufacturer: DEEJAYLED

For further assistance, please visit the official Bytech website or contact their customer service.

© 2024 Bytech. All rights reserved.
This manual is subject to change without notice.

Related Documents - BYAUBE121AC

	BYTECH GLOWSOUND Wireless Earbuds - BY-AU-BE-222-AC User Manual User manual and specifications for the BYTECH GLOWSOUND Glow in the Dark Wireless Earbuds (Model BY-AU-BE-222-AC). Includes pairing, charging, touch controls, warnings, FCC compliance, and warranty information.
	Bytech Ultimate True Wireless Earbuds BY-AU-BE-139-AC User Manual User manual and specifications for Bytech Ultimate True Wireless Earbuds with Digital Display (Model BY-AU-BE-139-AC), covering setup, usage, safety, and warranty information.
	Bytech BY-BE-118 Echo Bluetooth Earbuds User Manual and Specifications User manual and specifications for Bytech BY-BE-118 Echo Bluetooth earbuds. Learn about pairing, charging, controls, and warranty information.

	<p>Bytech Glowsound Glow in the Dark Wireless Earbuds User Manual</p> <p>User manual for the Bytech Glowsound Glow in the Dark Wireless Earbuds (Model BY-AU-BE-224-AC). Includes specifications, pairing instructions, touch controls, charging information, and warnings.</p>
	<p>Bytech Open Ear Wireless Earbuds BY-AU-BE-225-AC User Manual</p> <p>User manual for Bytech Open Ear Wireless Earbuds, model BY-AU-BE-225-AC. Includes features, specifications, pairing instructions, usage guide, charging information, and safety warnings.</p>
	<p>Bytech BY-AU-BE-175-AC True Wireless Earbuds User Manual and Specifications</p> <p>Detailed specifications, pairing instructions, touch controls, charging guide, and safety warnings for the Bytech BY-AU-BE-175-AC True Wireless Earbuds.</p>