



Manuals.plus /

› Soundcore /

› Soundcore Liberty Air X True Wireless Earbuds Instruction Manual

Soundcore A3902

Soundcore Liberty Air X True Wireless Earbuds Instruction Manual

Model: A3902

Overview	Package Contents	Setup	Operating	Maintenance	Troubleshooting
	Specifications		Warranty & Support		

1. OVERVIEW

The Soundcore Liberty Air X True Wireless Earbuds (Model A3902) offer a premium audio experience with advanced features designed for clarity and convenience. This manual provides comprehensive instructions for setup, operation, maintenance, and troubleshooting to ensure optimal use of your earbuds.



Figure 1: Soundcore Liberty Air X True Wireless Earbuds and Charging Case.

2. PACKAGE CONTENTS

Ensure all items are present in the package:

- Soundcore Liberty Air X True Wireless Earbuds (Left and Right)
- Charging Case
- Multiple EarTip Sizes (S, M, L - Medium pre-installed)
- USB-C Charging Cable
- Quick Start Guide (not included in this digital manual)
- Safety Card (not included in this digital manual)

3. SETUP

3.1 Charging the Earbuds and Charging Case

Before first use, fully charge the earbuds and the charging case.

1. Place the earbuds into the charging case.
2. Connect the USB-C charging cable to the charging port on the case and to a power source.
3. The LED indicators on the charging case will illuminate to show charging status.
4. A full charge provides approximately 7 hours of playtime for the earbuds, with the charging case extending total playtime to 28 hours. The charging case takes approximately 3.5 hours to fully

charge.

28-HOUR PLAYTIME



Figure 2: Earbuds in charging case illustrating battery life. The earbuds provide 7 hours on a single charge, and the case provides an additional 21 hours, totaling 28 hours.


3.2 Choosing the Right EarTips

Selecting the correct EarTip size is crucial for optimal sound quality and a secure fit.

1. Try different sizes of silicone EarTips provided.
2. Choose the size that forms a snug seal in your ear canal for the best audio experience and noise isolation.

ULTRA- SECURE FIT

With soft silicone EarTips
for enhanced comfort.



Soft Silicone EarTips

Figure 3: Illustration of the ultra-secure fit provided by soft silicone EarTips. A close-up shows the earbud design, and an inset displays a single EarTip being held.

3.3 Pairing with Your Device

The earbuds use Bluetooth 5.0 for a stable connection.

1. Open the charging case. The earbuds will automatically enter pairing mode.
2. On your device (smartphone, tablet, computer), go to the Bluetooth settings.
3. Select "Soundcore Liberty Air X" from the list of available devices.
4. Once connected, you will hear an audible confirmation.




Figure 4: Demonstrating the rock-solid Bluetooth 5.0 connection between the earbuds and a smartphone.

4. OPERATING THE EARBUDS

4.1 Touch Controls

The Liberty Air X earbuds feature integrated touch controls for easy management of music and calls.

- **Control Music:** Tap the touchpad to play/pause music. Double-tap for next track.
- **Answer Calls:** Tap the touchpad to answer or end a call.
- **Activate Voice Assistant:** Press and hold the touchpad to activate your device's voice assistant.

BUILT-IN TOUCH CONTROL



Figure 5: Visual guide to the built-in touch controls for music, calls, and voice assistant.

4.2 Call Clarity with cVc 8.0 Noise Reduction

Equipped with dual microphones and cVc 8.0 noise reduction technology, the earbuds enhance your voice while minimizing background noise during calls.

NOISE-REDUCTION MICROPHONES

Enhances voice pick-up and eliminates background noises.

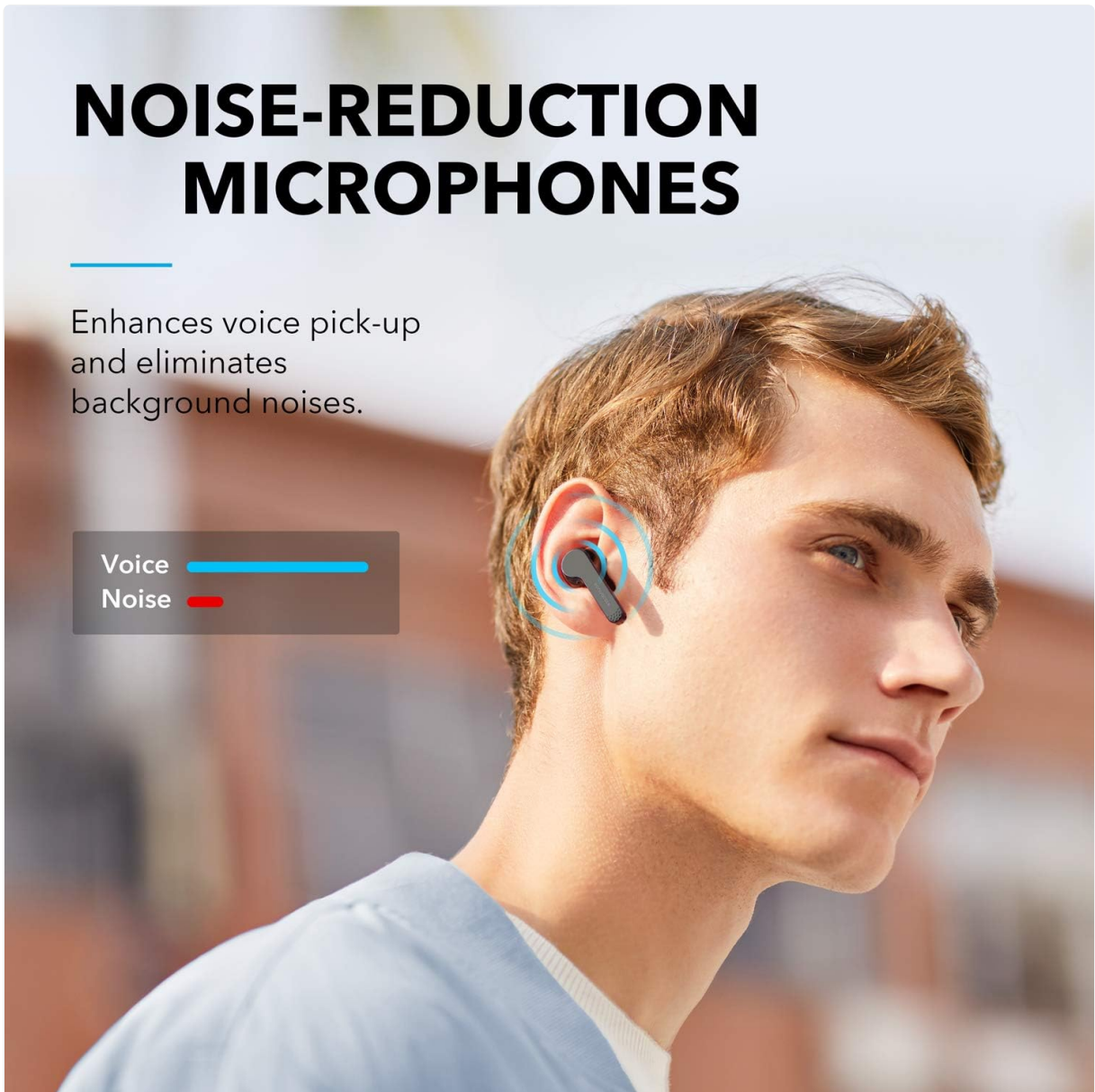


Figure 6: Diagram showing how noise-reduction microphones enhance voice pickup and eliminate background noise.

4.3 Expertly Tuned Audio

Graphene drivers provide precise sound delivery with a wide soundstage. Qualcomm aptX technology ensures high-quality Bluetooth audio transmission.

EXPERTLY TUNED GRAPHENE DRIVERS

Qualcomm®
aptX™



100 times harder than
steel for precise oscillation

35% lighter than
standard drivers for
enormous soundstage

Figure 7: Detailed view of an expertly tuned graphene driver, emphasizing its precision oscillation and lightweight design for an expansive soundstage.

5. MAINTENANCE

5.1 Cleaning

- Regularly clean the earbuds, especially the EarTips and charging contacts, with a soft, dry, lint-free cloth.
- Do not use harsh chemicals or abrasive materials.
- Ensure the earbuds are completely dry before placing them back in the charging case.

5.2 Storage

- When not in use, store the earbuds in their charging case to protect them and keep them charged.
- Avoid storing in extreme temperatures or high humidity.

6. TROUBLESHOOTING

Issue	Possible Solution
Earbuds not pairing	<ul style="list-style-type: none"> ◦ Ensure earbuds are charged. ◦ Place earbuds back in the case, close the lid, then open to re-enter pairing mode. ◦ Forget "Soundcore Liberty Air X" from your device's Bluetooth list and try pairing again.
No sound or low volume	<ul style="list-style-type: none"> ◦ Check device volume and earbud volume. ◦ Ensure earbuds are properly seated in your ears. ◦ Reconnect the earbuds to your device.
Intermittent connection	<ul style="list-style-type: none"> ◦ Ensure no obstructions between earbuds and device. ◦ Avoid strong Wi-Fi or other wireless interference. ◦ Keep your device within the Bluetooth range.

7. SPECIFICATIONS

Feature	Detail
Model Number	A3902
Audio Sensitivity	97dB SPL
Frequency Range	20Hz - 20kHz
Bluetooth Version	5.0
Playtime (Earbuds)	Up to 7 hours
Total Playtime (with Charging Case)	Up to 28 hours
Charging Case Charging Time	Approx. 3.5 hours
Control Type	Touch Control
Microphone	MEMS Omnidirectional Mic with cVc 8.0 Noise Reduction
Audio Driver Type	Graphene Dynamic Driver
Weight	1.9 ounces (earbuds and case)
Color	Black
Material	Plastic

8. PRODUCT VIDEO OVERVIEW

Watch this official video for a visual overview of the Soundcore Liberty Air X True Wireless Earbuds.

Your browser does not support the video tag.

Video 1: Soundcore Liberty Air X True Wireless Earbuds overview. This video provides a general introduction to the product's features and design.

9. WARRANTY AND SUPPORT

Soundcore products are backed by a limited warranty. For detailed warranty information, technical support, or customer service, please refer to the official Soundcore website or contact their customer support directly.

Online Support: Visit soundcore.com/support for FAQs, troubleshooting guides, and contact information.