

Amazon Amazon Smart Plug

Amazon Smart Plug (Wi-Fi Smart Plug), Alexa Compatible User Manual

Model: Amazon Smart Plug

INTRODUCTION

This manual provides comprehensive instructions for the Amazon Smart Plug, a device designed to add smart control to your home appliances. The Amazon Smart Plug allows you to control any connected appliance using voice commands via Alexa or through the Alexa App, enabling smart home functionality without the need for a separate hub.



Image: The Amazon Smart Plug, a compact white device with a standard electrical plug on one side and an outlet on the other, featuring a small LED indicator and a button.

SETUP INSTRUCTIONS

Setting up your Amazon Smart Plug is a straightforward process. No additional smart home hub is required.

1. **Plug In:** Insert the Amazon Smart Plug into a standard electrical wall outlet. Ensure the outlet is functioning correctly.

2. **Open Alexa App:** Open the Amazon Alexa application on your smartphone or tablet. If you do not have the app, download it from your device's app store.
3. **Device Discovery:** The Alexa App should automatically detect the new Smart Plug. If not, navigate to the 'Devices' section in the app, tap the '+' icon, and select 'Add Device'. Choose 'Plug' and follow the on-screen instructions.
4. **Connect to Wi-Fi:** The app will guide you through connecting the Smart Plug to your home Wi-Fi network. Ensure your Wi-Fi network is 2.4 GHz, as the Smart Plug may not support 5 GHz networks.
5. **Name Your Plug:** Assign a descriptive name to your Smart Plug (e.g., "Living Room Lamp," "Coffee Maker"). This name will be used for voice commands.
6. **Activate with Voice:** Once configured, you can activate the plug using a voice command to your Alexa-enabled device (e.g., "Alexa, turn on Living Room Lamp").

OPERATING YOUR AMAZON SMART PLUG

The Amazon Smart Plug offers various methods for controlling your connected devices.

Voice Control with Alexa

Once set up, you can use simple voice commands with any Alexa-enabled device (e.g., Echo, Echo Dot) to control the Smart Plug.

- "Alexa, turn on [Plug Name]."
- "Alexa, turn off [Plug Name]."
- "Alexa, is [Plug Name] on?"



Image: A living room scene with an Amazon Smart Plug connected to a lamp, and an Echo Dot nearby. Text overlay indicates the voice command "Alexa, turn off the lights."

Control via Alexa App

You can also control the Smart Plug remotely using the Alexa App on your smartphone or tablet.

1. Open the Alexa App.
2. Navigate to the 'Devices' tab.
3. Select 'Plugs' or find your specific Smart Plug by its assigned name.
4. Tap the toggle switch to turn the plug on or off.

Scheduling and Routines

Automate your devices by setting schedules or creating routines within the Alexa App.

- **Schedules:** Set specific times for the plug to turn on or off daily.
- **Routines:** Combine the Smart Plug with other Alexa devices or actions. For example, create a "Good Morning" routine that turns on your coffee maker when your alarm goes off.



Image: A kitchen counter with an Amazon Smart Plug connected to a coffee machine, and an Echo Dot nearby. Text overlay indicates the voice command "Alexa, turn on the coffee machine."

Manual Control

The Amazon Smart Plug features a physical on/off button on its side. Press this button to manually toggle the power to the connected appliance without using voice commands or the app.

MAINTENANCE

The Amazon Smart Plug requires minimal maintenance to ensure optimal performance.

- **Cleaning:** Disconnect the Smart Plug from the wall outlet before cleaning. Wipe the exterior with a soft, dry cloth. Do not use liquid cleaners or abrasive materials.
- **Firmware Updates:** Ensure your Alexa App is up to date. The Smart Plug's firmware updates are typically managed automatically through the Alexa App to provide the latest features and security enhancements.
- **Environmental Conditions:** Use the Smart Plug indoors in dry conditions. Avoid exposure to moisture, extreme temperatures, or direct sunlight.

TROUBLESHOOTING

If you encounter issues with your Amazon Smart Plug, try the following troubleshooting steps:

- **Plug Not Responding:**
 - Ensure the Smart Plug is securely plugged into a working wall outlet.
 - Check if the connected appliance is powered on and functioning correctly when plugged directly into the wall.
 - Verify your Wi-Fi network is active and stable.
 - Restart the Smart Plug by unplugging it for 10 seconds and then plugging it back in.
- **Alexa Voice Commands Not Working:**
 - Confirm your Alexa-enabled device is online and responsive.
 - Ensure you are using the correct name for your Smart Plug in your voice commands.
 - Check the Alexa App to confirm the Smart Plug is listed and online.
- **Connectivity Issues:**
 - Move the Smart Plug closer to your Wi-Fi router to improve signal strength.
 - Restart your Wi-Fi router.
 - If issues persist, try resetting the Smart Plug to factory defaults (refer to the reset procedure in the Alexa App or Amazon support documentation) and re-configure it.

SPECIFICATIONS

Feature	Detail
Model	Amazon Smart Plug
Connectivity	Wi-Fi (2.4 GHz only)
Compatibility	Alexa-enabled devices and Alexa App
Input Voltage	230V AC, 50Hz (Standard European)
Max Load	10A (2300W)
Operating Temperature	0°C to 35°C (32°F to 95°F)
Dimensions	Refer to product packaging for exact dimensions.







WARRANTY INFORMATION

The Amazon Smart Plug is covered by a limited warranty. For detailed information regarding warranty terms, conditions, and duration, please refer to the warranty documentation included with your product packaging or visit the official Amazon support website.

CUSTOMER SUPPORT

For further assistance, technical support, or to report issues, please contact Amazon Customer Service. You can find contact information and additional resources on the official Amazon support website:

Related Documents - Amazon Smart Plug

	<p>Amazon Fire TV Stick: Quick Start Guide and Setup</p> <p>Learn how to set up your Amazon Fire TV Stick, connect your Alexa Voice Remote, troubleshoot Wi-Fi issues, and discover Alexa features with this comprehensive guide.</p>
	<p>Amazon Fire TV Stick Lite Quick Start Guide</p> <p>A comprehensive guide to setting up and using your Amazon Fire TV Stick Lite, including connecting the device, pairing the remote, and exploring its features.</p>
	<p>Amazon Fire TV Stick Quick Start Guide</p> <p>A quick start guide for setting up and using the Amazon Fire TV Stick with Alexa Voice Remote, including connection instructions, remote pairing, Wi-Fi tips, and Alexa features.</p>
	<p>Guía de Inicio Rápido Amazon Fire TV Stick 4K Max</p> <p>Guía completa para conectar, configurar y usar tu Amazon Fire TV Stick 4K Max. Incluye instrucciones de configuración, emparejamiento del control remoto, solución de problemas y comandos de voz de Alexa.</p>
	<p>Set Up Your Echo Dot: Amazon Smart Speaker Setup Guide</p> <p>Learn how to set up your Amazon Echo Dot, connect it to Wi-Fi, pair Bluetooth speakers, and troubleshoot common issues. This guide provides step-by-step instructions for getting started with your Echo Dot and Alexa.</p>
	<p>Amazon Fire TV Cube (3rd Gen) Quick Start Guide: Setup, Alexa Voice Control, and Connectivity</p> <p>Comprehensive quick start guide for the Amazon Fire TV Cube (3rd Gen). Learn how to set up your device, connect to your TV, use the Alexa Voice Remote, control smart home devices, and manage privacy settings. Includes detailed instructions and helpful tips.</p>