

Manuals+

[Q & A](#) | [Deep Search](#) | [Upload](#)

manuals.plus /

- › [Jabra](#) /
- › [Jabra Elite Active 75t True Wireless Bluetooth Earbuds User Manual](#)

Jabra Elite Active 75t

Jabra Elite Active 75t True Wireless Bluetooth Earbuds User Manual

Model: Elite Active 75t

INTRODUCTION

This manual provides detailed instructions for the setup, operation, maintenance, and troubleshooting of your Jabra Elite Active 75t True Wireless Bluetooth Earbuds. Please read this manual thoroughly to ensure optimal performance and longevity of your device.



Image: Jabra Elite Active 75t True Wireless Bluetooth Earbuds.

WHAT'S IN THE BOX

The Jabra Elite Active 75t package includes the following components:

- Two (2) Earbuds
- One (1) Charging Case
- One (1) USB-C Cable
- Three (3) sets of Silicon EarGels (various sizes)
- Warranty and Warning Leaflets


In the box

Jabra Elite Active 75t

Earbuds
Wireless Charging Case



EarGels in 3 sizes



USB-C Cable



Image: Contents of the Jabra Elite Active 75t package.

SETUP

1. Initial Charging

Before first use, fully charge your Jabra Elite Active 75t earbuds and charging case. Connect the provided USB-C cable to the charging case and a power source. The earbuds will charge while inside the case. A full charge provides up to 7.5 hours of earbud battery life, and a total of 28 hours with the charging case (ANC on). A 15-minute fast charge provides up to 60 minutes of battery life.

**Up to 24 hours
battery (ANC on)**
with wireless
charging case

Fast charge
60 mins battery
15 mins charge




Image: Jabra Elite Active 75t charging information.

2. Achieving a Secure Fit

Proper fit is crucial for optimal sound quality and Active Noise Cancellation. Experiment with the three sizes of Silicon EarGels to find the best seal for your ears. The earbuds are designed for a secure fit, ideal for sports and exercise.

Fit comparison

JABRA ELITE ACTIVE 75t



JABRA ELITE ACTIVE 75t

Image: Earbud fit comparison.

3. Bluetooth Pairing

1. Open the charging case. The earbuds will automatically enter pairing mode.
2. On your smartphone or device, go to the Bluetooth settings.
3. Select "Jabra Elite Active 75t" from the list of available devices.
4. Once connected, a voice prompt will confirm successful pairing.

4. Jabra Sound+ App Installation

Download the Jabra Sound+ App from your device's app store. This app allows you to customize sound profiles, activate Active Noise Cancellation, adjust HearThrough levels, and update earbud firmware.

MySound

Enjoy music tailored to your hearing, with MySound.

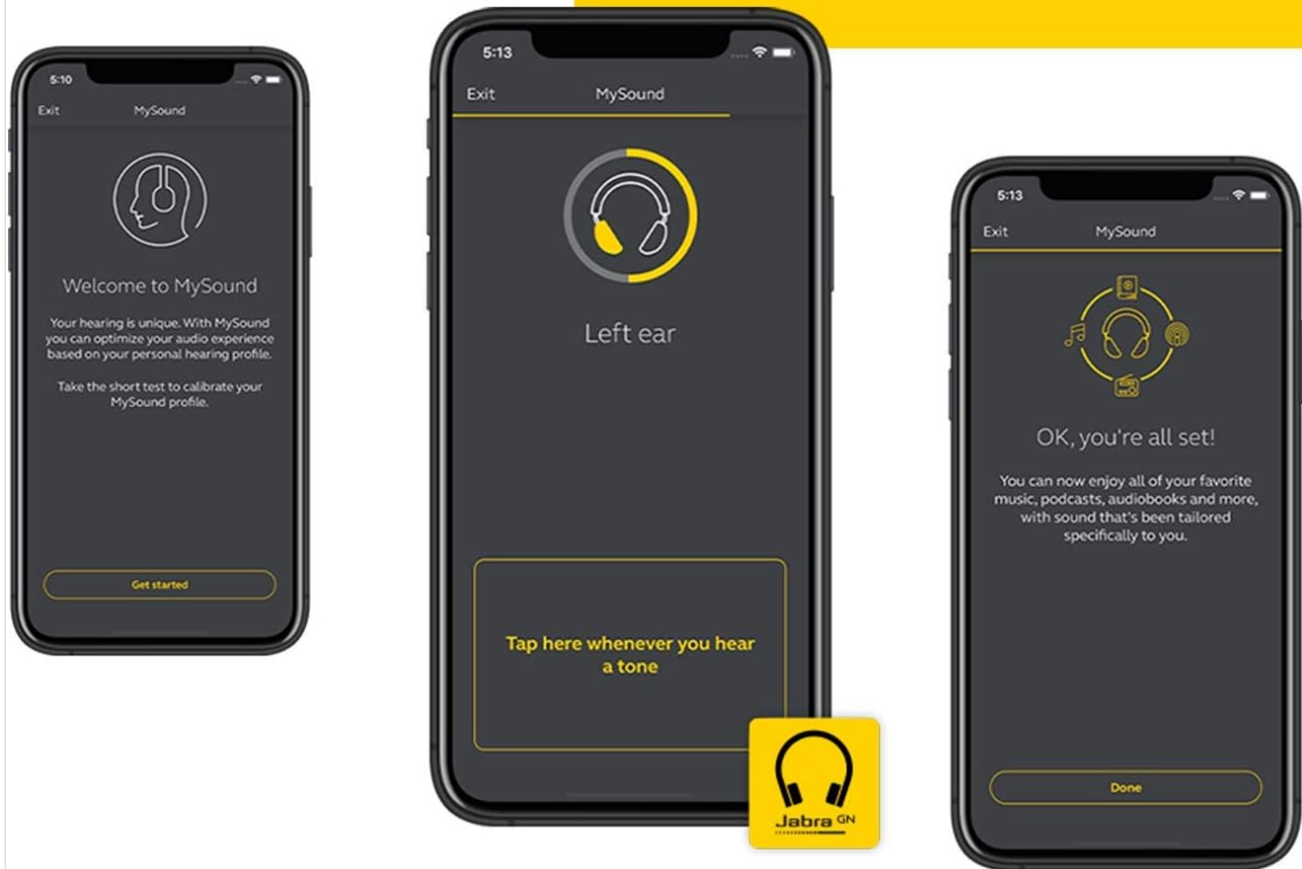


Image: Jabra Sound+ App interface for MySound customization.

OPERATING INSTRUCTIONS

Earbud Controls

The Jabra Elite Active 75t earbuds feature physical buttons for various functions. Refer to the Jabra Sound+ App for a detailed overview of customizable controls.

- **Play/Pause Audio:** Press the button on either earbud.
- **Answer/End Call:** Press the button on either earbud.
- **Activate Voice Assistant:** Press and hold the button on the right earbud (customizable). Compatible with Amazon Alexa, Siri, and Google Assistant.
- **Toggle ANC/HearThrough:** Press the button on the left earbud (customizable).

Active Noise Cancellation (ANC)

ANC filters out background noise, allowing you to focus on your audio. Activate ANC via the Jabra Sound+ App or by pressing the left earbud button (if configured).



**Active Noise
Cancellation (ANC),**
filters out
background noise

Image: Active Noise Cancellation feature.

HearThrough Mode

HearThrough mode uses the built-in microphones to allow you to hear your surroundings without removing the earbuds. Adjust the level of ambient sound through the Jabra Sound+ App. Toggle HearThrough via the left earbud button (if configured).

HearThrough mode:

Hear your
surroundings



Image: HearThrough mode in action.

Call Quality

The earbuds feature 4-microphone technology with digital signal processing and beamform technology to filter out disruptive noise and amplify your voice for clear calls, even in noisy environments.



Image: 4-microphone technology for superior call quality.

MySound Personalization

Use the MySound feature within the Jabra Sound+ App to tailor your music experience to your individual hearing profile. The app conducts a hearing test and adjusts the audio output accordingly.

MAINTENANCE

Cleaning

Regularly clean your earbuds and charging case to maintain performance and hygiene. Use a soft, dry, lint-free cloth. For the EarGels, remove them from the earbuds and wash with mild soap and water, then dry thoroughly before reattaching.

Water and Sweat Resistance

The Jabra Elite Active 75t earbuds are IP57-rated, meaning they are protected against dust and can withstand immersion in water up to 1 meter for 30 minutes. This makes them suitable for sports and exercise, offering protection against sweat

and rain. Ensure the earbuds are dry before placing them back in the charging case.

Software Updates

To ensure optimal performance and access to the latest features, regularly check for and install software updates via the Jabra Sound+ App.

TROUBLESHOOTING

If you encounter issues with your Jabra Elite Active 75t earbuds, refer to the following common solutions:

- **Earbuds not connecting/pairing:**
 - Ensure both earbuds are charged.
 - Turn off and on your device's Bluetooth.
 - Forget the device in your Bluetooth settings and attempt to re-pair.
 - Perform a factory reset (refer to the Jabra Sound+ App or Jabra support website for instructions).
- **One earbud not charging:**
 - Ensure the earbud is correctly seated in the charging case.
 - Clean the charging contacts on both the earbud and the case with a dry cotton swab.
 - Ensure the charging case itself is charged.
- **Audio cracking or disconnection:**
 - Ensure your device is within the Bluetooth range (up to 10 meters).
 - Minimize interference from other wireless devices.
 - Update the earbud firmware via the Jabra Sound+ App.
- **Poor sound quality:**
 - Ensure a proper earbud fit and seal using the correct EarGel size.
 - Adjust the equalizer settings in the Jabra Sound+ App.
 - Clean the earbud speakers and EarGels.

SPECIFICATIONS

Feature	Detail
Model Name	Elite Active 75t
Connectivity Technology	Bluetooth 5.0, USB-C (for charging)
Wireless Communication	Bluetooth
Bluetooth Range	Up to 10 meters (33 feet)
Battery Life (Earbuds)	Up to 7.5 hours (ANC off), Up to 5.5 hours (ANC on)
Total Battery Life (with Case)	Up to 28 hours (ANC off), Up to 24 hours (ANC on)
Fast Charge	15 minutes charge for 60 minutes battery

Feature	Detail
Charging Time	Approx. 2 hours 20 minutes for full charge (earbuds + case)
Water Resistance Level	IP57 (dust and sweat resistant, waterproof up to 1m for 30 min)
Noise Control	Active Noise Cancellation, HearThrough
Microphones	4-microphone technology
Control Type	Physical buttons, Voice Control
Compatible Devices	Universal (Bluetooth-enabled devices)
Frequency Range	20 Hz - 20,000 Hz
Item Weight	3.2 ounces
Product Dimensions	0.86 x 0.76 x 0.64 inches (earbud)
Model Number	100-99091000-02
UPC	615822013093, 615822012621

WARRANTY AND SUPPORT

Warranty Information

The Jabra Elite Active 75t earbuds are covered by a 2-year extended warranty against dust and sweat. Please retain your proof of purchase for warranty claims.

Customer Support

For further assistance, technical support, or to register your product, please visit the official Jabra support website or use the Jabra Sound+ App. The app provides access to FAQs, user guides, and direct contact options for support.

