

Manuals+

[Q & A](#) | [Deep Search](#) | [Upload](#)

manuals.plus /

› [OUKITEL](#) /

› [OUKITEL WP5 Rugged Smartphone User Manual](#)

OUKITEL WP5

OUKITEL WP5 Rugged Smartphone User Manual

Model: WP5
Brand: OUKITEL

INTRODUCTION

Welcome to the user manual for your OUKITEL WP5 Rugged Smartphone. This device is engineered for exceptional durability and performance in demanding conditions. It combines advanced smartphone features with robust protection against water, dust, and drops, ensuring reliability wherever you go.



Front and back view of the OUKITEL WP5 Rugged Smartphone, showcasing its robust design.


KEY FEATURES

The OUKITEL WP5 is equipped with a range of features designed for resilience and functionality:


- **Extreme Durability:** IP68 waterproof, IP69K dustproof, and MIL-STD-810G certified for drop resistance up to 1.5 meters.
- **Long-lasting Battery:** An impressive 8000mAh battery provides extended usage times.
- **Android 10 OS:** Enjoy a smooth and intuitive user experience with the latest Android features.

- **Triple Camera System:** Capture clear photos and videos with the integrated triple camera.
- **Superpower LED Flashlight:** A powerful 4-LED flashlight for illuminating your surroundings.
- **Dual SIM Support:** Flexibility for managing two phone numbers or separate data plans.


Handle Tough Challenges
IP68/IP69K Protection Grade




30 Minutes
1.5M Water Deep




24 Hrs
1M Concrete Deep




1.2 M
1.2M Drop







Low Pressure Test
Pressure: 57kPa
Temperature: 25°C
Time: 4Hrs



Humidity Test
Humidity: 50%-90%
Temperature: 23-60°C
Time: 6-8 Hrs



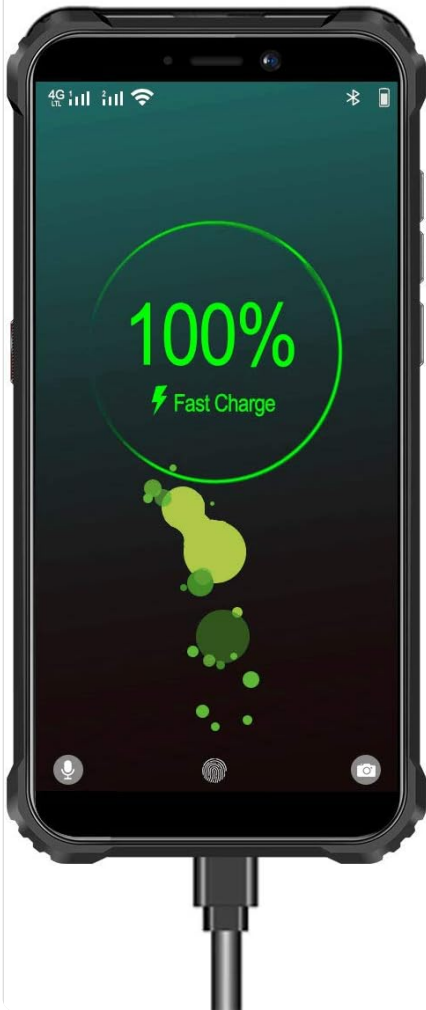
Ph
Acidic Atmosphere Test
Temperature 35°C
PH Value: 4.17
Time: 2Hrs spraying/22Hrs storage



Solar Radiation Test
Temperature :49°C
Radiation Energy: 1120W/m²
Time: 19Hrs 58mins

The OUKITEL WP5 offers IP68 and IP69K protection, capable of withstanding water immersion up to 1.5 meters for 30 minutes, 24 hours in 1 meter of concrete, and drops from 1.2 meters.

8000 mAh Super Capacity Battery, 5V/2A Fast Charge



Standby time:
1380 hours



Talk time:
136 hours



Music time:
50 hours



Video time:
12 hours



The 8000mAh super capacity battery provides extended usage: 1380 hours standby, 136 hours talk time, 50 hours music, and 12 hours video playback.

SETUP

Inserting SIM/SD Cards

To insert your SIM card(s) and/or microSD card:

1. Locate the SIM card tray on the side of the phone.
2. Use the provided SIM ejector tool to open the tray.
3. Carefully place your Nano-SIM cards and/or microSD card into the designated slots on the tray. Ensure they are correctly oriented.
4. Gently push the tray back into the phone until it is flush with the device body.



The OUKITEL WP5 supports dual SIM cards and expandable storage up to 256GB via microSD card.

Initial Power On

Press and hold the Power button located on the side of the device until the OUKITEL logo appears. Follow the on-screen prompts to complete the initial setup, including language selection, Wi-Fi connection, and Google account setup.

Charging the Device

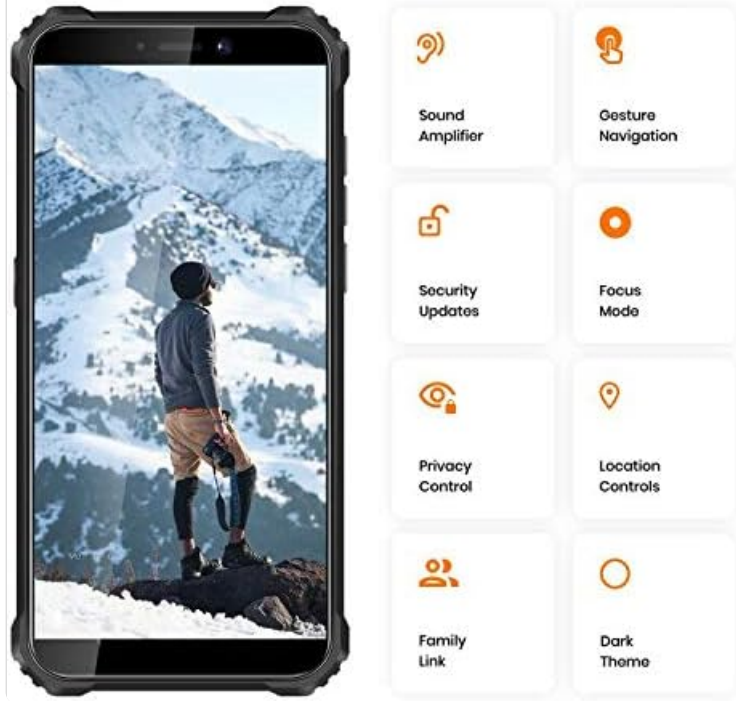
Connect the provided USB cable to the charging port at the bottom of the phone and the other end to the power adapter. Plug the adapter into a wall outlet. The battery indicator on the screen will show charging progress. For optimal battery life, it is recommended to use the original charger and cable.

OPERATING THE DEVICE

Basic Navigation

The OUKITEL WP5 runs on Android 10, offering a user-friendly interface. Navigate through apps and settings using gestures or on-screen buttons. Swipe up from the bottom to access the app drawer, swipe down from the top for notifications and quick settings.

Say hello to Android 10



Experience Android 10 with features like Sound Amplifier, Gesture Navigation, Security Updates, Focus Mode, Privacy Control, Location Controls, Family Link, and Dark Theme.

Using the Flashlight

The WP5 features a powerful 4-LED flashlight. To activate it, swipe down from the top of the screen to open the quick settings panel and tap the flashlight icon. Alternatively, some devices may have a dedicated customizable button for quick access.

Superpower LED Flashlight, Light up the world

Light up your world with 4-LED lights of WP5, super strong light, no fear of dark night!
Tips: due to the strong light, please do not irradiate the eyes directly



The OUKITEL WP5 is equipped with a superpower 4-LED flashlight, providing strong illumination. Avoid direct eye exposure.

GPS and Navigation

The device supports GPS, GLONASS, and features a geomagnetic compass, making it an ideal outdoor assistant for navigation and location tracking. Utilize pre-installed map applications or download your preferred navigation tools from the Google Play Store.



The OUKITEL WP5 serves as your outdoor assistant with integrated GPS, GLONASS, and a geomagnetic compass for reliable navigation.

Multi-functional Toolbox

The OUKITEL WP5 includes a pre-installed 'Outdoor Tool' application, offering various utilities such as a compass, soundmeter, picture hanging assistant, gradiometer, plumb bob, and magnifier. These tools enhance the phone's utility for outdoor activities and practical tasks.



Access a multi-functional toolbox on your OUKITEL WP5, including tools like a compass, soundmeter, and magnifier.

Temperature Measurement

The OUKITEL WP5 (or similar models like WP13 shown) may feature an infrared thermometer function, allowing you to measure the temperature of objects or even body temperature. This feature is typically accessed via a dedicated application. Follow the in-app instructions for accurate readings.

Demonstration of temperature measurement using the OUKITEL WP13, showcasing its ability to measure coffee temperature, body temperature, and refrigerator temperature, with records saved for reference. The video also highlights the phone's water resistance during temperature measurement in water.

MAINTENANCE

Phone Maintenance

- Clean the lens and display with a clean, dry soft cloth.
- Do not use chemical solvents or detergents to clean the phone. Wipe the phone case with a soft cotton cloth moistened with water or mild soap.
- The screen is made of Corning Gorilla Glass, designed to withstand accidental drops. However, avoid dropping the phone screen directly on sharp corners to prevent damage.



Important guidelines for maintaining your OUKITEL WP5, including cleaning and screen care.

Battery Maintenance

- When the charger is not in use, please unplug it from the power outlet.
- Do not connect a fully charged battery to the charger for extended periods of time.
- Do not replace the battery yourself to avoid damage to the battery or the device.
- Do not use unapproved or incompatible power sources.
- Do not drop, crush, scratch, or puncture the battery; do not disassemble or reset the battery.
- Do not immerse in water or other liquids to avoid battery leakage.



Essential tips for proper battery maintenance to ensure longevity and safety.

TROUBLESHOOTING

This section provides solutions to common issues you might encounter with your OUKITEL WP5.

Device Not Powering On

If your device does not power on, ensure it is fully charged. Connect it to the charger and wait for at least 15-30 minutes before attempting to power it on again. If the issue persists, try holding the power button for an extended period (10-15 seconds) to force a restart.

Connectivity Issues (Wi-Fi/Cellular)

For Wi-Fi or cellular network problems, first try restarting the device. If cellular network is not detected, verify that your SIM card is correctly inserted and activated with your carrier. For Wi-Fi, ensure you are within range of a known network and that the password is correct.

Screen Unresponsive or Frozen

If the screen becomes unresponsive or the device freezes, perform a forced restart. Press and hold the Power button for approximately 10-15 seconds until the device powers off and then restarts. This often resolves temporary software glitches.

Apps Crashing or Slow Performance

If applications are frequently crashing or the phone is performing slowly, try clearing the cache of the problematic apps via Settings > Apps > [App Name] > Storage > Clear Cache. Regularly restarting your phone can also help improve performance. If issues persist, consider a factory reset (back up your data first).

SPECIFICATIONS

Key technical specifications for the OUKITEL WP5 Rugged Smartphone:

Feature	Specification
Model Name	WP5
Operating System	Android 10.0
RAM	4 GB
Memory Storage Capacity	32 GB (Expandable)
Screen Size	5.5 Inches
Resolution	720 x 1440
Battery Capacity	8000 Milliamp Hours
Product Dimensions	6.06 x 2.84 x 0.71 inches
Item Weight	9.8 ounces (276.5 Grams)
Wireless Communication Technologies	Cellular, Wi-Fi
Cellular Technology	4G
Color	ORANGE
What's in the box	Adapter

WARRANTY AND SUPPORT

OUKITEL provides a standard manufacturer's warranty for the WP5 Rugged Smartphone. For specific warranty terms and conditions, please refer to the warranty card included in your product packaging or visit

the official OUKITEL website.

For technical support, troubleshooting assistance, or service inquiries, please contact OUKITEL customer support through their official channels. Details can typically be found on the OUKITEL website or in the product documentation.

© 2023 OUKITEL. All rights reserved.