

## Orient TAC00005W

# Orient Classic Automatic Watch 40.5mm (Model TAC00005W) Instruction Manual

## 1. INTRODUCTION

This manual provides essential information for the proper use, setup, and maintenance of your Orient Classic Automatic Watch, Model TAC00005W. Please read these instructions carefully to ensure optimal performance and longevity of your timepiece.

## 2. PRODUCT OVERVIEW

The Orient Classic Automatic Watch features a sophisticated design with a reliable automatic movement. Key features include:

- **Movement:** Orient F6724 Automatic, Hand-Winding, Hacking Movement
- **Case Diameter:** 40.5 mm
- **Lug Width:** 21 mm
- **Crystal:** Domed Mineral Crystal
- **Water Resistance:** 30 Meter (3 ATM)

The watch is constructed from stainless steel and features a classic white dial with a date display at the 3 o'clock position.





Figure 1: A close-up view of the Orient Classic Automatic Watch, featuring a white dial, silver-tone hour markers, and a date window at 3 o'clock. The watch is fitted with a brown leather strap.



Figure 2: The Orient Classic Automatic Watch displayed on a person's wrist, illustrating its size and fit. The watch has a

## 3. SETUP

### 3.1 Initial Winding

To start the watch after it has stopped, gently rotate the crown clockwise approximately 20-30 times. This provides sufficient power reserve to begin operation. The watch will then continue to wind automatically with wrist movement.

### 3.2 Setting the Time

1. Pull the crown out to the second click position. The second hand will stop (hacking feature).
2. Rotate the crown to set the hour and minute hands to the desired time.
3. Push the crown back to the normal position. The second hand will resume movement.

### 3.3 Setting the Date

1. Pull the crown out to the first click position.
2. Rotate the crown counter-clockwise to set the date. Avoid setting the date between 9:00 PM and 3:00 AM, as this can damage the movement.
3. Push the crown back to the normal position.

## 4. OPERATING THE WATCH

### 4.1 Automatic Winding

Your Orient watch is equipped with an automatic mechanical movement. It is powered by the natural motion of your wrist. When worn regularly (approximately 8-10 hours a day), the watch will maintain its power reserve without manual winding.

### 4.2 Hand-Winding

If the watch has stopped or has a low power reserve, it can be manually wound by rotating the crown in the normal position (not pulled out) clockwise. This will provide immediate power to the movement.

### 4.3 Hacking Feature

The F6724 movement includes a hacking feature, which means the second hand stops when the crown is pulled out to the time-setting position. This allows for precise time synchronization.

## 5. MAINTENANCE

### 5.1 Cleaning

Wipe the watch case and crystal periodically with a soft, dry cloth to remove dust and fingerprints. For the leather strap, avoid excessive moisture and harsh chemicals.

### 5.2 Water Resistance

This watch has a water resistance rating of 30 meters (3 ATM). This means it is resistant to splashes and brief immersion in water, such as rain or hand washing. It is **not** suitable for swimming, showering, or diving. Always ensure the crown is fully pushed in to maintain water resistance.

### 5.3 Storage

When not wearing the watch, store it in a cool, dry place away from direct sunlight, extreme temperatures, and strong magnetic fields. The original watch box provides suitable protection.



*Figure 3: The Orient Classic Automatic Watch presented inside its black branded box, resting on a white cushion.*

## 6. TROUBLESHOOTING

- **Watch has stopped:** If the watch has not been worn for an extended period, it may stop. Manually wind the watch using the crown (20-30 rotations) and wear it regularly to build up the power reserve.
- **Date not changing:** Ensure the time is set correctly, especially AM/PM. The date typically changes around midnight. Avoid setting the date between 9:00 PM and 3:00 AM.

- **Inaccurate time:** Mechanical watches may exhibit slight variations in timekeeping. If the deviation is significant, ensure the watch is fully wound. If issues persist, professional service may be required.




7. SPECIFICATIONS

Feature	Specification
Model Number	TAC00005W
Movement	Orient F6724 Automatic, Hand-Winding, Hacking
Case Material	Stainless Steel
Case Diameter	40.5 mm
Lug Width	21 mm
Crystal	Domed Mineral Crystal
Water Resistance	30 Meters (3 ATM)
Package Dimensions	11.3 x 2.8 x 1 inches
Item Weight	2.4 ounces

8. WARRANTY AND SUPPORT

For warranty information, service, or support inquiries, please refer to the official Orient website or contact your authorized dealer. Keep your purchase receipt as proof of purchase for warranty claims.

Related Documents - TAC00005W

	<p><a href="#">ORIENT EMAM89 Mechanical Watch with Multi-Year Calendar - Instruction Manual</a></p> <p>This instruction manual provides detailed guidance for the ORIENT EMAM89 mechanical watch, featuring automatic and hand winding, a multi-year calendar, and water resistance specifications. It covers safety precautions, handling, maintenance, and setting procedures.</p>
	<p><a href="#">Руководство пользователя часов Orient: Механические часы с автоподзаводом и ручным заводом</a></p> <p>Полное руководство по эксплуатации механических часов Orient, включая информацию о водонепроницаемости, мерах предосторожности, функциях, настройке времени и даты, а также технические характеристики.</p>
	<p><a href="#">Orient EL(40N) Mechanical Dive Watch User Manual and Specifications</a></p> <p>Comprehensive guide to the Orient EL(40N) mechanical watch, detailing its features, operation, water resistance, maintenance, and safety precautions for shallow water diving.</p>



