

## Amazon Basics AMZ-7KDBS-Q2VN

# Amazon Basics Smart Box Spring Bed Base, Queen, 7-Inch Height Instruction Manual

## 1. PRODUCT OVERVIEW

The Amazon Basics Smart Box Spring Bed Base provides a sturdy and reliable foundation for your mattress. Designed for easy, tool-free assembly, this 7-inch height queen-sized box spring offers firm support for various mattress types.

- **Extra Firm Support:** Engineered to provide comfort and quiet mattress support.
- **Compatibility:** Works with spring, memory foam, or hybrid mattresses.
- **Tool-Free Assembly:** Interlocking components allow for quick setup without tools.
- **Durable Construction:** Features a robust steel frame with horizontal slats for stability and strength.
- **Easy Maintenance:** Includes a removable two-piece fabric cover for convenient spot cleaning.



Image 1.1: The Amazon Basics Smart Box Spring Bed Base, Queen, 7-Inch Height, in its assembled form.

# amazon basics



## Easy Tool-Free Set Up

Interlocking frame components assemble in minutes



## Durable Construction

Steel frame supports any spring, memory foam, or hybrid mattress



## Zippered Cover

Can easily be removed for spot cleaning

**Queen**

**7-Inch Mattress Foundation**

Image 1.2: Visual representation of the box spring's dimensions (79"L x 59.5"W x 7"H) and key features: easy tool-free setup, durable construction, and a zippered cover for cleaning.

## 2. SAFETY INFORMATION

Please read and understand all safety information before assembling and using this product.

- Do not exceed the recommended weight capacity of 250 pounds on the product.
- Ensure all components are securely interlocked and fastened before placing a mattress on the box spring.
- Keep small parts away from children during assembly to prevent choking hazards.
- Avoid standing or jumping on the assembled box spring.

## 3. PACKAGE CONTENTS

Verify that all components are present before beginning assembly. If any parts are missing or damaged, do not proceed with assembly and contact customer support.

- Foldable Metal Frame Sections
- Horizontal Support Slats

- Fabric Cover (Two-piece, zippered)
- Fasteners (Pre-attached or integrated for tool-free assembly)

## 4. ASSEMBLY INSTRUCTIONS

This box spring is designed for quick and easy tool-free assembly. Follow these steps carefully:

1. **Unpack Components:** Carefully remove all parts from the packaging and lay them out on a clean, flat surface.
2. **Unfold Frame Sections:** Unfold the main metal frame sections. These sections are designed to interlock.
3. **Connect Frame:** Align the frame sections and push them together until they securely interlock. Ensure all connection points are fully engaged.
4. **Insert Slats:** Place the horizontal support slats into their designated slots on the frame. Press down firmly to ensure they are seated correctly.
5. **Apply Fabric Cover:** Carefully place the two-piece fabric cover over the assembled metal frame. Zip the cover closed, ensuring a snug fit. It may require gentle stretching to fully enclose the frame.

# Tool-Free Assembly

Interlocking frame components assemble in minutes

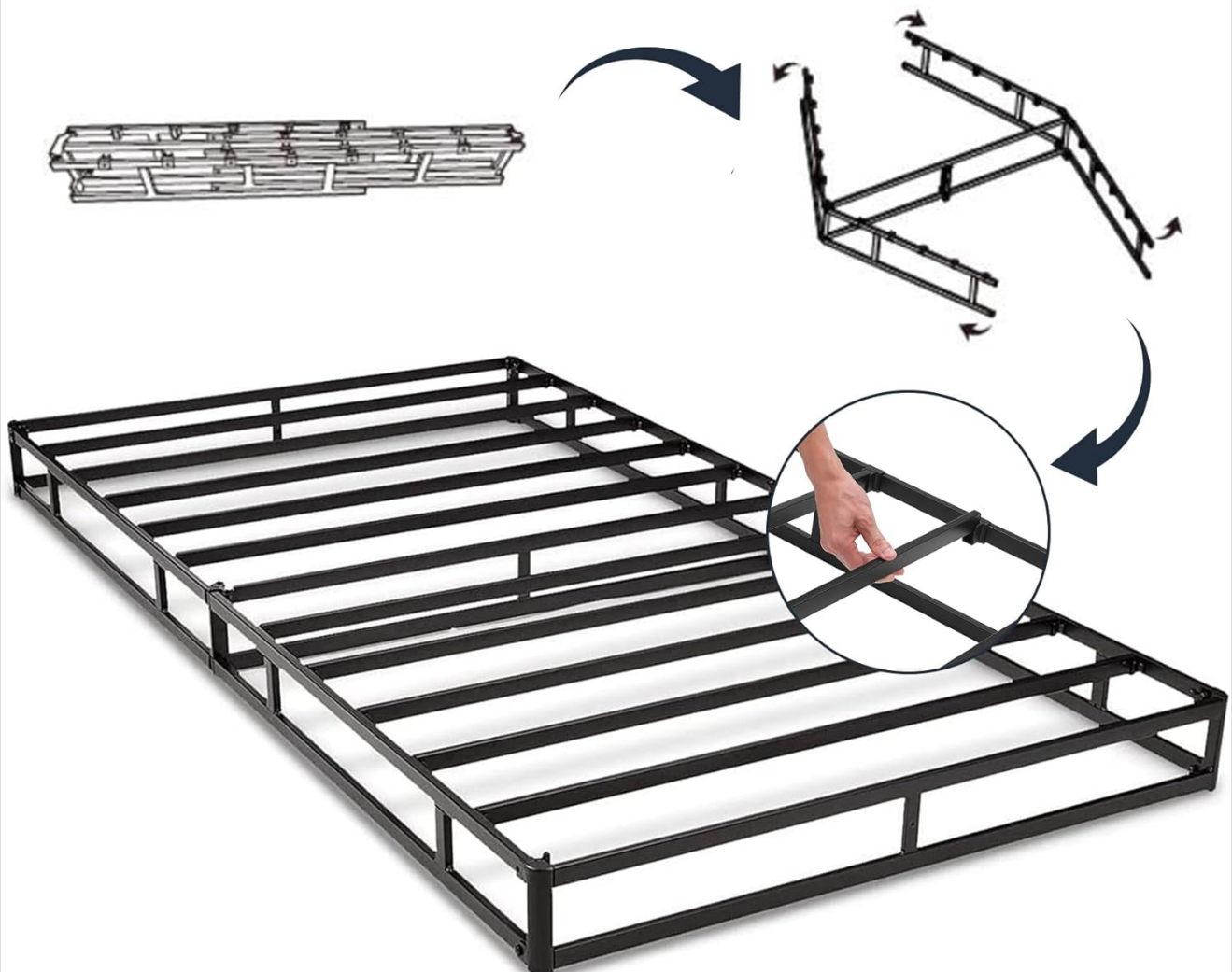


Image 4.1: Visual guide demonstrating the interlocking components for tool-free assembly of the metal frame.



Image 4.2: A hand demonstrating the insertion of a metal slat into the frame, highlighting the ease of assembly.

## 5. USAGE

Once assembled, the box spring is ready for use as a mattress foundation.

- Place the assembled box spring onto your existing bed frame. Ensure it is centered and stable.
- Carefully place your mattress (spring, memory foam, or hybrid) on top of the box spring.
- The box spring provides a flat, supportive surface for your mattress, enhancing its comfort and longevity.





## Mattress and Bed Frame Required (sold separately)

Image 5.1: This illustration shows the box spring positioned on a separate bed frame, with a mattress placed on top. Note that the mattress and bed frame are sold separately.

### 6. MAINTENANCE

Proper maintenance helps extend the life of your box spring.

- **Cleaning the Cover:** The two-piece fabric cover is removable. Unzip and remove the cover for spot cleaning as needed. Use a mild detergent and a damp cloth. Allow to air dry completely before reattaching.
- **Frame Inspection:** Periodically inspect the metal frame and slats for any signs of wear or damage. Ensure all interlocking connections remain secure.

### 7. TROUBLESHOOTING

If you encounter issues with your box spring, consider the following:

- **Squeaking Noises:** Ensure all frame components are fully interlocked and the slats are properly seated. Sometimes, slight adjustments can eliminate noise. Verify the box spring is sitting evenly on your bed frame.

- ## 8. SPECIFICATIONS

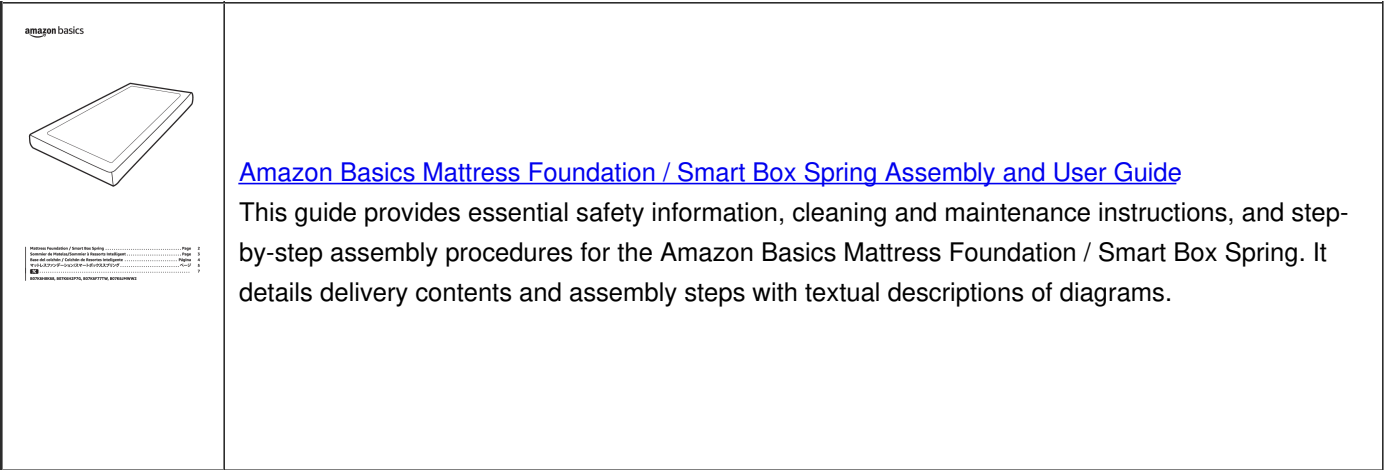
Attribute	Detail
Item Weight	38.8 pounds
Product Dimensions	79 x 7 x 59 inches
Item Model Number	AMZ-7KDBS-Q2VN
ASIN	B082T8D9XC
Date First Available	May 5, 2020

## 9. WARRANTY AND SUPPORT

- **User Manual (PDF):** [Download User Manual](#)
- **Warranty (PDF):** [Download Warranty Information](#)

© 2025 Amazon Basics. All rights reserved.

## Related Documents

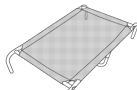




In Ear Wired USB-C Earbuds with Microphone  
Écouteurs intra-auriculaires filaires USB-C avec microphone  
Kabelgebundene USB-C In-Ear-Öhrhörer mit Mikrofon  
Auricolari in ear cablati USB-C cu microfon  
Audiófonos intraaurales con micrófono y cable USB-C  
In-ear bedrade USB-C-oortjes met microfoon  
Sluchawki słuchane przewodowe USB-C z mikrofonem  
In-ear-draadbekleedde met USB-C osh mikrofon  
インイヤー型有線 USB-C マイク付きイヤホン

EN	Page	2	NA	Page	25
PR	Page	7	PL	Strona	26
OC	Seite	12	SV	Síða	53
IT	Pageina	17	IS	Bl. 17	81

User manual and specifications for Amazon Basics Wired USB-C Earbuds with Microphone (Model BOCYSSF1CP, AMZ-E8090A). Includes safety, usage, and troubleshooting information.



Elevated Cooling Pet Bed  
Lit De Camp Rafraichissant Pour Animaux  
Beddethes Hoofbedd For Haafties  
Cuccia Rialzata Ventilata  
Cama Alta Ventilada Para Mascotas  
Verkoelende Koelbed voor Huisdieren  
床よりちょっと高い冷却用ベッド  
Podwyższona Chłodząca Legowisko Dla Zwierząt  
Uphöhd Lufted Husejogabld  
8575757575 8575757575

This guide provides detailed instructions for the Amazon Basics Elevated Cooling Pet Bed, covering cleaning, maintenance, safety precautions, and step-by-step assembly. It includes model numbers B076VSDH8Z, B076VYPNPC, and information on the maximum weight capacity.



Elevated Cooling Pet Bed  
L'it De Camp Rafraichissant Pour Animaux  
Beluhtete Hooibett für Haustiere  
Guccia Rilezata Ventilata  
Gama Alta Ventilada Para Mascotas  
Verkoelde Koelbed voor Huisdieren  
床はひやめつと高い涼しいベッド用ベッド  
Podwyższona Chłodząca Łóżeczko Dla Zwierząt  
Upphöjd Luftad Husetdjursbädd

A comprehensive guide for the Amazon Basics Elevated Cooling Pet Bed, detailing assembly steps, cleaning and maintenance procedures, safety precautions, and customer feedback resources. This document consolidates information from multiple languages.