

mDesign 11985MDKEU

mDesign Farmhouse Modern Metal Wire Cutlery and Utensil Storage Organizer Bin - Instruction Manual

Model: 11985MDKEU

INTRODUCTION

This manual provides instructions for the mDesign Farmhouse Modern Metal Wire Cutlery and Utensil Storage Organizer Bin. This product is designed to help organize and store various kitchen and household items, including cutlery, utensils, and other small accessories. Its durable metal wire construction and three-section design offer practical storage solutions for countertops, tables, pantries, and other areas.

PRODUCT FEATURES

- **Three Compartments:** Designed with three separate sections to keep items organized and easily accessible.
- **Durable Construction:** Made from strong alloy steel wire with a rust-resistant finish for long-lasting use.
- **Raised Base:** Features a raised base to keep contents elevated from surfaces, promoting cleanliness and air circulation.
- **Versatile Use:** Suitable for organizing cutlery, utensils, napkins, and other small items in kitchens, pantries, dining areas, bathrooms, craft rooms, and offices.
- **Compact and Portable:** Thoughtfully sized for various spaces and easy to move as needed.

SETUP AND PLACEMENT

The mDesign Utensil Storage Organizer Bin requires no assembly. Simply unpackage the item and place it on your desired surface. Ensure the surface is flat and stable to prevent tipping.



Figure 1: The mDesign Utensil Storage Organizer Bin, showcasing its three compartments filled with various cutlery items. The black wire design is visible, along with the raised base.

Consider placing the organizer in locations where cutlery or utensils are frequently accessed, such as kitchen countertops, dining tables, buffet lines, or pantry shelves. Its compact design also makes it suitable for smaller spaces like apartments, dorm rooms, or RVs.

OPERATING INSTRUCTIONS

To use the organizer:

1. **Sort Items:** Separate your cutlery (forks, knives, spoons) or other items into the three distinct compartments. This helps maintain order and makes retrieval easier.

2. **Load Items:** Place items vertically into the compartments. For best stability and to prevent smaller items from slipping through the wire grid, ensure they are placed upright.
3. **Accessibility:** Position the caddy in a convenient location for easy access during meals or food preparation.



Figure 2: The utensil caddy positioned on a wooden table, ready for use with plates and napkins, demonstrating its practical application in a dining setting.

The open wire design allows for quick visual identification of contents and promotes air drying if used for recently washed items.

CARE AND MAINTENANCE

To ensure the longevity and appearance of your mDesign Utensil Storage Organizer Bin:

- **Cleaning:** Wipe clean with a damp cloth. For stubborn spots, a mild soap solution can be used, followed by thorough drying.
- **Drying:** Ensure the organizer is completely dry after cleaning to prevent water spots or potential rust, although it

- features a rust-resistant finish.
- **Avoid Harsh Chemicals:** Do not use abrasive cleaners or scouring pads, as these can damage the finish.

TROUBLESHOOTING

Issue	Possible Cause	Solution
Small utensils slip through sides/bottom.	The wire grid design has openings that may allow very thin or small-handled items to pass through.	<ul style="list-style-type: none">◦ Place utensils with thicker handles in the caddy.◦ For smaller items, consider placing them in a small cup or container within the caddy's compartments.◦ Ensure items are placed vertically and centered within each section.
Caddy appears unstable.	Uneven surface or improper loading of items.	<ul style="list-style-type: none">◦ Place the caddy on a flat, stable surface.◦ Distribute items evenly across the compartments to balance the weight.

SPECIFICATIONS

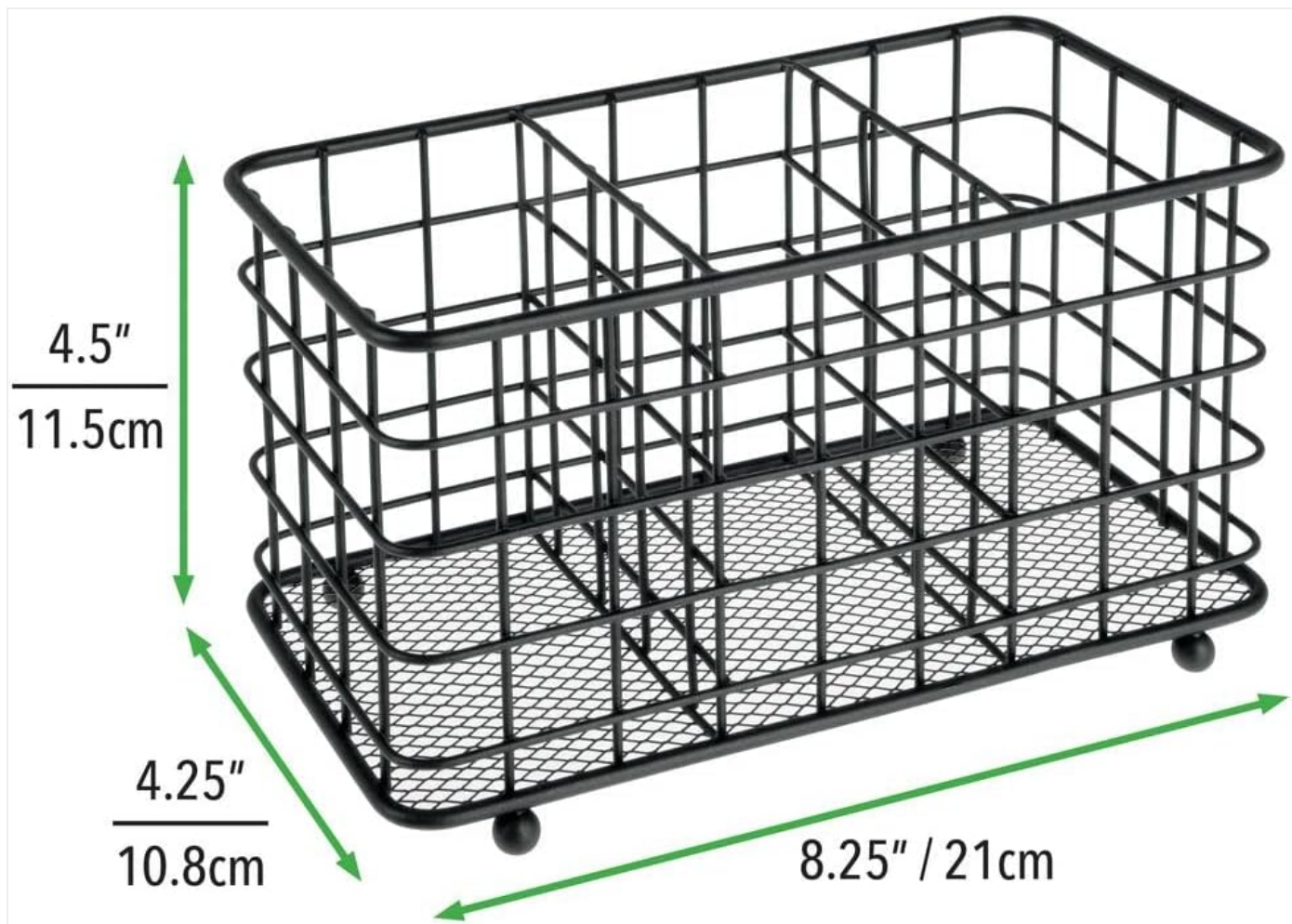


Figure 3: Detailed dimensions of the mDesign Utensil Storage Organizer Bin.

- **Model Number:** 11985MDKEU
- **Material:** Alloy Steel

- **Color:** Black
- **Product Dimensions (D x W x H):** 4.25" x 8.25" x 4.5" (10.8 cm x 21 cm x 11.5 cm)
- **Item Weight:** 11.7 ounces
- **Number of Compartments:** 3
- **Special Features:** Compact, Portable, Raised Base, Rust-Resistant Finish

VERSATILE APPLICATIONS

Beyond kitchen use, this organizer can be utilized in various areas of your home to manage clutter:

BATH



COSMETICS



CRAFT



OFFICE



Figure 4: Examples of the caddy's versatile use in different home environments, including bathroom, cosmetics, craft, and office organization.

- **Bathroom:** Store toiletries, brushes, or small towels.
- **Cosmetics:** Organize makeup brushes, lipsticks, or small bottles.



- **Craft Room:** Hold pens, markers, scissors, or small craft supplies.
- **Office:** Keep pens, pencils, paper clips, or small notebooks tidy.

WARRANTY AND SUPPORT

For information regarding product warranty or customer support, please refer to the mDesign official website or contact their customer service department directly. Contact details are typically available on the product packaging or the manufacturer's website.



Related Documents - 11985MDKEU

	<p>Maximizing Small Closet Space: Expert Tips for Organization</p> <p>Discover practical and SEO-friendly tips for organizing small closets, including space-saving hangers, vertical folding, and smart storage solutions to maximize your wardrobe space.</p>
	<p>Care Plus Rider (UDR): Comprehensive Coverage for Cancer and Chronic Kidney Failure</p> <p>Explore the Care Plus Rider (UDR) from Muang Thai Life Assurance, designed to provide significant financial protection for critical illnesses like Cancer and Chronic Kidney Failure. Learn about its benefits, coverage details, modern treatment support, mental health provisions, and underwriting criteria.</p>