

## Consciot AOL001-US-2-V1

# Consciot LED Camping Lantern User Manual

Model: AOL001-US-2-V1 | Brand: Consciot

### 1. INTRODUCTION

The Consciot LED Camping Lantern is a versatile and powerful lighting solution designed for various situations, including camping, hiking, power outages, and emergencies. Featuring ultra-bright illumination, multiple lighting modes, and a durable, water-resistant design, this lantern provides reliable light wherever you need it.



Figure 1: Consciot LED Camping Lanterns (2-Pack)

## 2. KEY FEATURES

- **Ultra Bright:** Provides up to 1000 lumens of 360° illumination, ideal for home power outages, emergencies, or outdoor use.
- **4 Lighting Modes & Dimmable:** Easily switch between Cool White, Warm White, Combined White, and Strobe modes with a short press. Long press for smooth stepless dimming.
- **Long Lasting:** Operates on 3 D-cell batteries (not included) and offers up to 12 hours of light on 1000LM brightness.
- **IPX4 Water Resistant:** Designed to withstand water splashes from any direction, crafted with anti-slip rubber and shockproof materials for outdoor challenges.
- **Two-Way Hanging Hooks & Removable Cap:** Features a built-in handle for carrying and a recessed hook on the bottom for hanging upside down. The diffuser can be removed to convert it into a ceiling light.

# Ultra Bright LED Lantern

**1000 LM**

UP TO

**360°**

ILLUMINATION



Figure 2: Ultra Bright 1000LM, 360° Illumination



## 4 Lighting Modes - Short Press



Stepless Dimming - Long Press



Figure 3: 4 Lighting Modes and Stepless Dimming

# Removable Diffusive Cover

With Diffuser



Diffuser Removed



Figure 4: Removable Diffusive Cover for versatile lighting

# Top Handle & Bottom Hook



Figure 5: Top Handle & Bottom Hook for easy hanging





Figure 6: IPX4 Water Resistant design

# Compact & Lightweight



Figure 7: Compact & Lightweight design for portability



# Outdoor Activities



# Power Outages & Emergencies



Figure 8: Ideal for Outdoor Activities, Power Outages & Emergencies

## 3. SETUP

### 3.1 Battery Installation

The Consciot LED Camping Lantern requires 3 D-cell batteries (not included) for operation. Follow these steps to install the batteries:

1. Twist the bottom cap of the lantern counter-clockwise to unlock and remove it.
2. Insert 3 D-cell batteries into the battery compartment, ensuring correct polarity (+/-) as indicated inside the compartment.
3. Align the bottom cap with the lantern body and twist clockwise to securely lock it in place. Ensure the cap is fully sealed to maintain water resistance.

## 4. OPERATING INSTRUCTIONS

#### 4.1 Power On/Off and Mode Selection

The lantern is operated using a single push button located on the front of the unit.

- **To Power On:** Press the power button once. The lantern will turn on in the last used mode.
- **To Change Lighting Modes:** Short press the power button repeatedly to cycle through the 4 lighting modes:
  - Cool White (750 LM)
  - Warm White (350 LM)
  - Combined White (1000 LM)
  - Strobe (1000 LM)
- **To Adjust Brightness (Stepless Dimming):** When the lantern is on in any non-strobe mode, press and hold the power button to smoothly dim or brighten the light. Release the button when the desired brightness is reached.
- **To Power Off:** Press the power button until the light turns off.



Figure 9: Operating the 4 Lighting Modes and Stepless Dimming

## 5. MAINTENANCE

- **Cleaning:** Wipe the lantern with a soft, damp cloth. Do not use abrasive cleaners or solvents. Ensure the battery compartment is sealed before cleaning with water.
- **Battery Care:** Remove batteries if the lantern will not be used for an extended period to prevent leakage and corrosion.
- **Storage:** Store the lantern in a cool, dry place away from direct sunlight and extreme temperatures.

## 6. TROUBLESHOOTING

Issue	Possible Cause	Solution
Lantern does not turn on.	Batteries are dead or incorrectly installed.	Replace batteries with new D-cell batteries. Ensure correct polarity (+/-).
Light is dim or flickers.	Low battery power.	Replace batteries.
Water inside the lantern.	Bottom cap not securely closed.	Ensure the bottom cap is twisted tightly and sealed after battery installation. Dry the lantern thoroughly if water ingress occurs.

## 7. SPECIFICATIONS

Attribute	Value
Model Number	AOL001-US-2-V1
Brightness	1000 Lumens
Light Source Type	Light Emitting Diode (LED)
Power Source	Battery Powered (3 D-cell Alkaline batteries required, not included)
Battery Life	Up to 12 Hours (at 1000LM brightness)
Water Resistance Level	IPX4 (Waterproof)
Product Dimensions	3.54"L x 3.86"W x 7.28"H
Item Weight	2.18 pounds (0.99 Kilograms)
Material	Plastic, Acrylonitrile Butadiene Styrene (ABS)



## 8. WARRANTY & SUPPORT


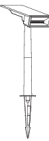

This Consciot LED Camping Lantern comes with a **2-year manufacturer's warranty**.

For further assistance, troubleshooting, or warranty claims, please refer to the official user manual PDF available at: [Consciot LED Camping Lantern User Manual \(PDF\)](#).

You may also visit the Consciot Store on Amazon for additional product information and support.

### Related Documents - AOL001-US-2-V1

<div>Consciot LED LANTERN</div> <div>Operation Guide</div> <div>For your safety, read before operating</div> <div></div> <div>Every purchase comes with an extended one-year return policy and friendly customer service provided by Consciot.</div>	<div><a href="#">Consciot LED Lantern (ZY-CL503) Operation Guide &amp; Specifications</a></div> <div>Official operation guide and specifications for the Consciot LED Lantern (Model ZY-CL503, AOL001-US-2-V1). Learn how to install batteries, operate modes, and understand its features. Includes warranty and contact information.</div>
<div>Consciot LED LANTERN</div> <div>Operation Guide</div> <div>For your safety, read before operating</div> <div></div> <div>Every purchase comes with an extended one-year return policy and friendly customer service provided by Consciot.</div>	<div><a href="#">Consciot LED Lantern Operation Guide - Model ZY-CL503R</a></div> <div>Comprehensive operation guide for the Consciot LED Lantern (Model ZY-CL503R), detailing package contents, specifications, operating modes, charging instructions, and warranty information.</div>
<div></div>	<div><a href="#">Consciot C10 Rechargeable Disassembly Free Lantern User Manual</a></div> <div>User manual for the Consciot C10 rechargeable lantern, detailing specifications, operation modes (floodlight, spotlight, red light), maintenance, and charging instructions for this disassembly-free LED light.</div>

<div><div>Consciot</div><div>User Manual Solar Landscape Light</div><div></div><div>1</div></div>	<p><a href="#">Consciot Solar Landscape Light User Manual</a></p> <p>Comprehensive user manual for the Consciot Solar Landscape Light (Model CL28001-SW001-US-6). Includes detailed specifications, step-by-step installation guides, operation instructions, lighting mode descriptions, essential warm tips, and troubleshooting advice for outdoor garden and pathway lighting.</p>
<div><div>Consciot</div><div>User Manual Solar Landscape Light</div><div></div><div>1</div></div>	<p><a href="#">Consciot Solar Landscape Light User Manual - Installation &amp; Operation Guide</a></p> <p>Comprehensive user manual for the Consciot Solar Landscape Light. Learn about specifications, installation, operation modes, warm tips, and troubleshooting for your outdoor solar lighting.</p>
<div><div>Consciot</div><div>User Manual Solar Landscape Light</div><div></div><div>1</div></div>	<p><a href="#">Consciot Solar Landscape Light User Manual - Installation &amp; Operation Guide</a></p> <p>Comprehensive user manual for the Consciot Solar Landscape Light. Learn about specifications, installation, operation modes, troubleshooting, and warm tips for optimal performance.</p>