OPPO CPH2495

Oppo A78 5G User Manual

Model: CPH2495

1. Overview

The Oppo A78 5G is a feature-rich smartphone designed for seamless performance and an enhanced user experience. This manual provides essential information to help you get started, operate, maintain, and troubleshoot your device effectively.

Key Features:

- Big 5000 mAh Battery with 33W SUPERVOOC Charging for extended usage and rapid power-ups.
- Super smooth experience with ColorOS 13 and 8GB RAM (+ RAM expansion up to 8GB) | 128GB ROM | Expandable Upto 1TB.
- Crystal clear details with AI Camera setup: 50MP + 2MP Rear Camera | 8MP Front Camera.
- OPPO Glow Design with 6.56" inch (16.66cm) 90Hz Color-Rich Display and Large Screen to Body ratio of 89.8%.
- Dual Ultra Linear Stereo Speakers with ROST and flagship hardware which produce an immersive sound effect.

Figure 1.1: Front and back view of the Oppo A78 5G in Glowing Blue.

Figure 1.2: Visual representation of key features including RAM expansion, 33W SUPERVOOC charging, 5000mAh battery, 50MP AI Camera, 90Hz display, 5G processor, and OPPO Glow design.

2. Setup

2.1 Initial Device Setup

Upon first powering on your Oppo A78 5G, you will be guided through an initial setup process. This includes selecting your language, connecting to Wi-Fi, setting up your Google account, and configuring security features like fingerprint unlock.

2.2 Inserting SIM Card and SD Card

Locate the SIM tray on the side of your device. Use the provided SIM ejector tool to open the tray. Carefully place your Nano-SIM card(s) and an optional microSD card (for expandable storage up to 1TB) into the designated slots. Ensure the cards are correctly oriented before reinserting the tray into the phone.

Figure 2.1: Side profile of the Oppo A78 5G, illustrating the location of the SIM tray and volume buttons.

2.3 Charging the Device

Connect the provided 33W SUPERVOOC charger to the USB-C port at the bottom of your phone. Plug the adapter into a power outlet. The device supports fast charging, allowing for quick replenishment of the 5000 mAh battery.

3. Operating Your Device

3.1 Display and Navigation

The Oppo A78 5G features a 6.56-inch Color-Rich Display with a 90Hz refresh rate, providing smooth scrolling and an immersive visual experience. Navigate through the interface using touch gestures, and customize settings via the ColorOS 13 interface.

Portrait Mode

Figure 3.1: The 90Hz screen refresh rate provides a smooth visual experience.

3.2 Camera Functions

Capture stunning photos and videos with the 50MP AI Camera system. The rear camera setup includes a 50MP main sensor and a 2MP secondary sensor, while the front features an 8MP camera for selfies.

- **50MP AI Camera:** Take crystal-clear, high-resolution pictures.
- **AI Portrait Retouching:** Enhance your portraits with intelligent beautification.
- **Portrait Mode:** Create professional-looking photos with blurred backgrounds.
- **Night Mode:** Capture bright and detailed images even in low-light conditions.
- **Monochrome Video:** Record videos with selective color effects.

Take Photos All Night Long

Figure 3.2: The 50MP AI Camera captures crystal-clear, high-resolution pictures.



Figure 3.3: Example of a detailed 108MP Ultra-Clear Image.

Figure 3.4: AI Portrait Retouching enhances facial features for improved selfies.

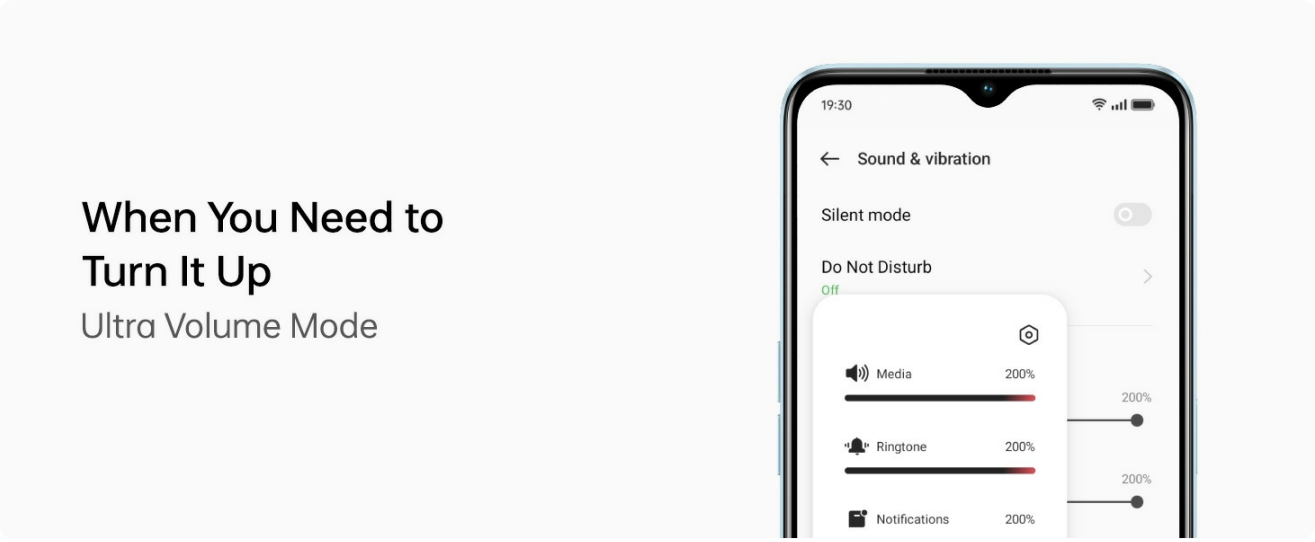

Figure 3.5: Portrait Mode creates a beautiful depth-of-field effect.

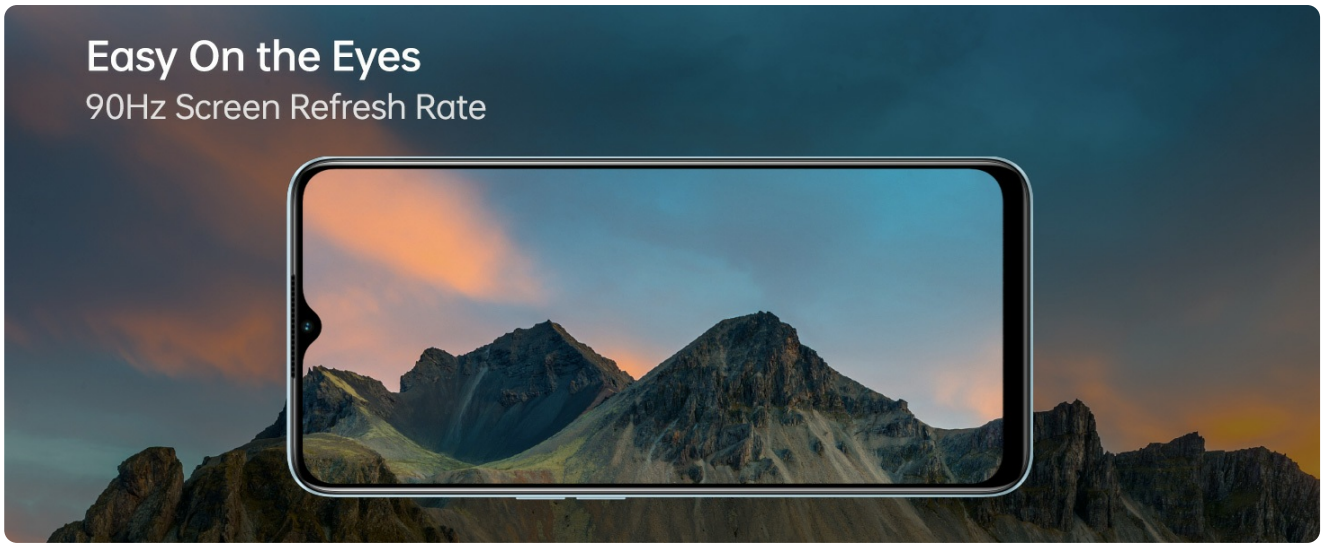

Figure 3.6: Capture clear photos even in low-light conditions with Night Mode.

Figure 3.7: Monochrome Video allows for creative color isolation in recordings.

3.3 Audio Features

Experience rich and immersive sound with the Dual Ultra Linear Stereo Speakers. The device also features an Ultra Volume Mode, allowing you to boost audio levels beyond standard limits for calls, media, and notifications.

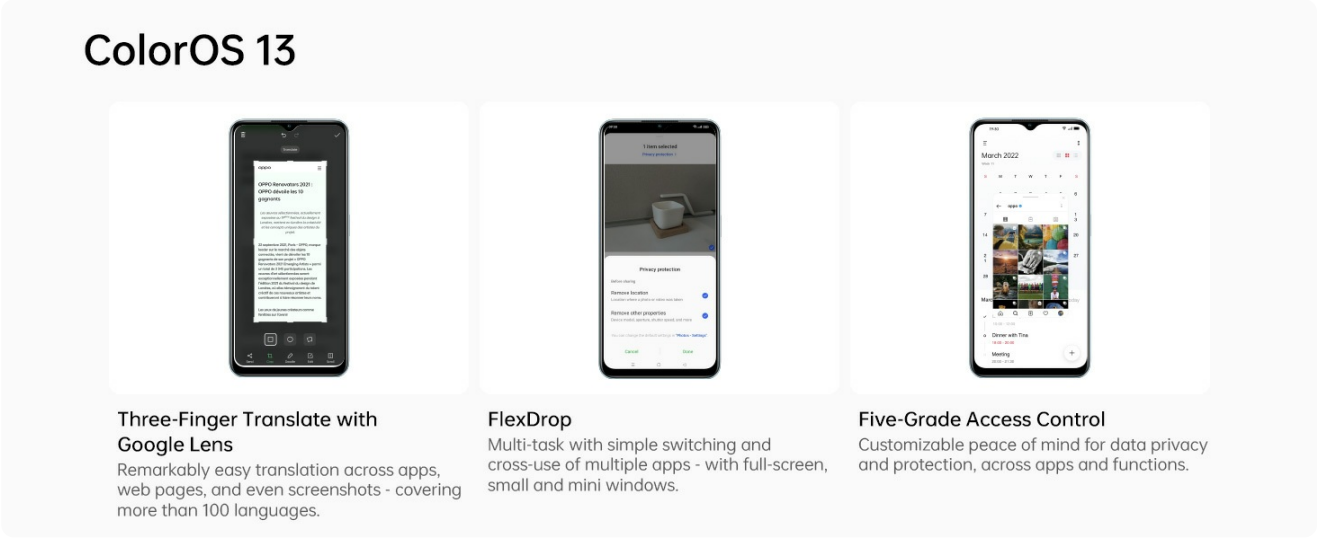

Figure 3.8: Dual Stereo Speakers provide a rich audio experience.

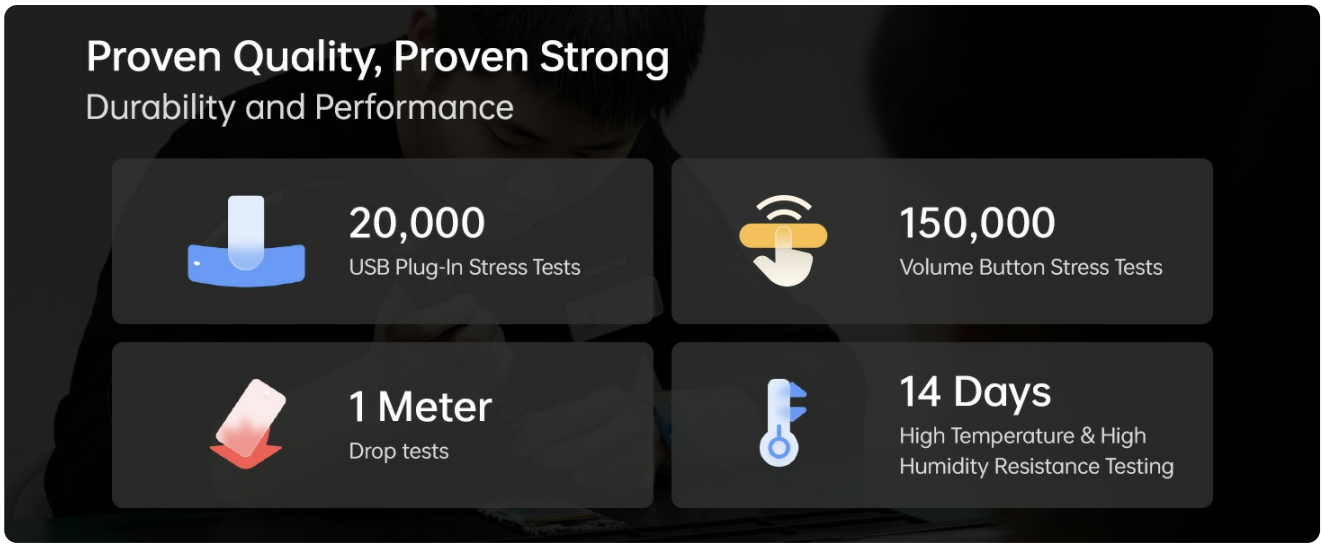

Figure 3.9: Ultra Volume Mode allows for increased audio output when needed.

3.4 Battery Management

The 5000 mAh long-lasting battery provides ample power for daily use. With 33W SUPERVOOC charging, you can quickly recharge your device. To optimize battery life, reduce screen brightness, close unused apps, and enable power-saving modes when necessary.

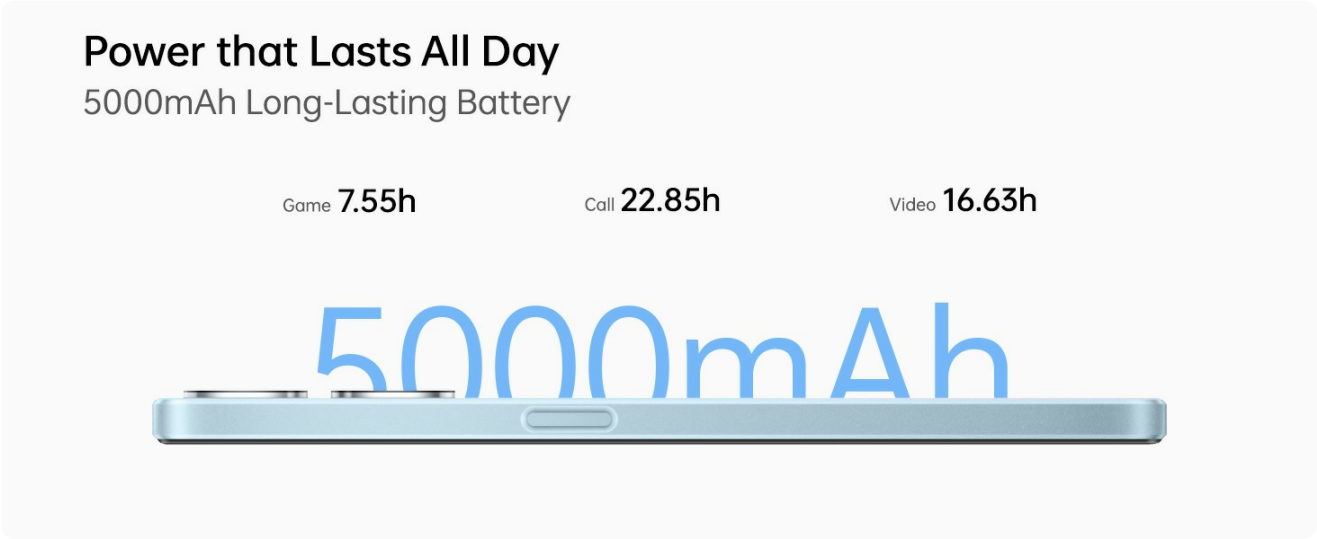

Figure 3.10: The 5000mAh battery provides extended usage times for various activities.

4. Maintenance

4.1 General Care and Cleaning

To maintain your device's condition, regularly clean the screen and body with a soft, lint-free cloth. Avoid using harsh chemicals or abrasive materials. Keep the device away from extreme temperatures and direct sunlight.

4.2 Software Updates

Ensure your device's software is up to date to benefit from the latest features, security patches, and performance improvements. You can check for updates in the device settings under "About Phone" or "Software Update."

4.3 Water Resistance

The Oppo A78 5G features IPX4 water resistance, meaning it is protected against splashing water from any direction. This does not mean it is waterproof; avoid submerging the device in water or exposing it to high-pressure water jets.



Figure 4.1: The device offers IPX4 water resistance for protection against splashes.

5. Troubleshooting

5.1 Common Issues and Solutions

- **Device not turning on:** Ensure the battery is charged. Press and hold the power button for at least 10 seconds. If unresponsive, connect to charger and try again.
- **Battery draining quickly:** Check for background apps consuming power. Reduce screen brightness. Disable unnecessary features like GPS or Bluetooth when not in use.
- **Network connectivity issues:** Restart the device. Check if Airplane Mode is off. Verify SIM card insertion. Contact your network provider if issues persist.
- **Apps crashing or freezing:** Clear the app's cache and data in settings. Update the app to its latest version. If the problem continues, uninstall and reinstall the app.
- **Fingerprint sensor not working:** Ensure your finger is clean and dry. Re-register your fingerprint in settings. Check for any physical damage to the sensor.

For more complex issues, consider performing a factory reset (back up your data first) or contacting customer support.

6. Specifications

6.1 Technical Specifications

Feature	Specification
Model Number	CPH2495
Operating System	Android 13.0 (ColorOS 13)
RAM	8 GB (expandable up to 8GB)
Internal Storage	128 GB (Expandable Upto 1TB)
Battery Capacity	5000 mAh
Charging	33W SUPERVOOC
Rear Camera	50MP + 2MP

Feature	Specification
Front Camera	8MP
Display Size	6.56 inches (16.66 cm)
Refresh Rate	90Hz
Display Technology	AMOLED
Resolution	720x1612 pixels
Dimensions (LxWxH)	16 x 7.3 x 0.8 cm
Item Weight	188 g
Connectivity	Bluetooth, Wi-Fi, USB
Special Features	Dual SIM, Fingerprint Sensor, IPX4 Water Resistance
Audio Jack	3.5 mm
Color	Glowing Blue

7. Warranty and Support

7.1 Warranty Information

Your Oppo A78 5G comes with a standard manufacturer's warranty. Please refer to the warranty card included in your product packaging for specific terms, conditions, and duration. Keep your proof of purchase for warranty claims.

7.2 Customer Support

For technical assistance, service, or further inquiries, please contact OPPO customer support. You can find contact details on the official OPPO website or through the support section of your device's settings.

Visit the official OPPO Store on Amazon for more product information and accessories.

Manufacturer: OPPO MOBILES INDIA PVT, 5th FLOOR, Tower B, BUILDING, N-8, DLF Cyber City, DLF Phase 2, Gurugram, Haryana 122002. Tel - 18001032777.

© 2023 OPPO. All rights reserved.