

OPPO F23 5G

OPPO F23 5G Smartphone User Manual

Model: F23 5G

INTRODUCTION

This manual provides essential information and instructions for using your new OPPO F23 5G smartphone. Please read this manual thoroughly before using the device to ensure proper operation and to maximize its features. Keep this manual for future reference.

1. SETUP

1.1 Unboxing and Package Contents

Verify that all items are present in the package:

- OPPO F23 5G Smartphone
- Adapter
- USB Cable
- Phone Case
- SIM Tray Ejector
- Screen Protector (pre-applied or in box)



Image: Contents of the OPPO F23 5G retail box, showing the smartphone, charger, USB cable, protective case, and SIM ejector tool.

1.2 SIM Card Installation

The OPPO F23 5G supports Dual Hybrid 5G SIM cards (Nano-SIM size).

1. Locate the SIM card tray on the side of the device.
2. Insert the SIM tray ejector tool into the small hole next to the tray and press gently until the tray pops out.
3. Place your Nano-SIM card(s) and/or microSD card (for storage expansion up to 1TB) into the tray with the gold contacts facing down. Ensure they are correctly seated.
4. Carefully reinsert the tray into the phone.

67W SUPERVOOC™
5000mAh Large Battery



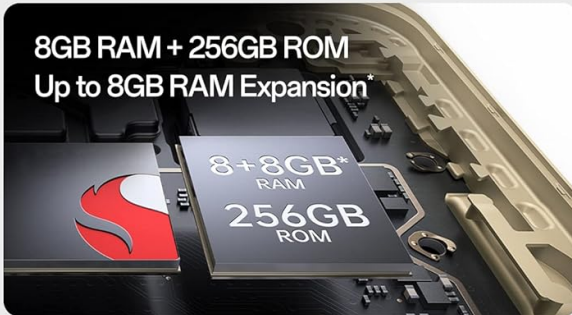
64MP AI Camera
32MP Selfie Camera



40x Microlens*



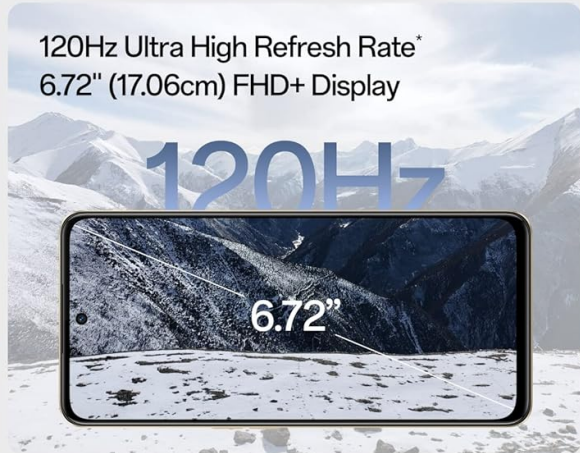
8GB RAM + 256GB ROM
Up to 8GB RAM Expansion*



4 Years of Lag-Free
Experience*



120Hz Ultra High Refresh Rate*
6.72" (17.06cm) FHD+ Display



*Maximum output power will be 67W with 200-240V input; Maximum output power will be 55W with 100-130V input; Maximum output power may not be 67W based on different voltage inputs in some regions.
*The screen supports up to 120Hz refresh rate. The refresh rate may be different under different scenarios.
*Microlens camera magnification refers to the ratio of the size of an object on the screen to its actual size.
**4 Years Lag-free Experience* means that through the optimization of software, hardware and other comprehensive technologies, OPPO F23 5G has passed the 48-month fluency testing in OPPO laboratory. "Lag-free" does not mean that there is absolutely no lag. Due to factors such as network environment and personal usage, the actual experience may be different.
*RAM Expansion adds virtual RAM to the original physical RAM. The image here is for reference only.

Image: A close-up view of the side of the OPPO F23 5G, highlighting the SIM card tray slot.

1.3 Initial Power On and Setup

To power on your device, press and hold the Power button located on the side until the OPPO logo appears. Follow the on-screen instructions to complete the initial setup, which includes selecting your language, connecting to Wi-Fi, and setting up your Google account.

1.4 Charging the Battery

The OPPO F23 5G is equipped with a 5000 mAh battery and supports 67W SUPERVOOC charging. Use the provided adapter and USB Type-C cable for optimal charging speed.

- Connect the USB cable to the adapter and then to the phone's USB Type-C port.
- Plug the adapter into a power outlet.
- A charging animation will appear on the screen.



Image: The OPPO F23 5G connected to its 67W SUPERVOOC charger, displaying a fast-charging animation on the screen.

2. OPERATING YOUR DEVICE

2.1 Display and Navigation

The device features a 6.72-inch FHD+ display with a 120Hz refresh rate, providing a smooth visual experience. Navigate using touch gestures or the on-screen navigation bar.

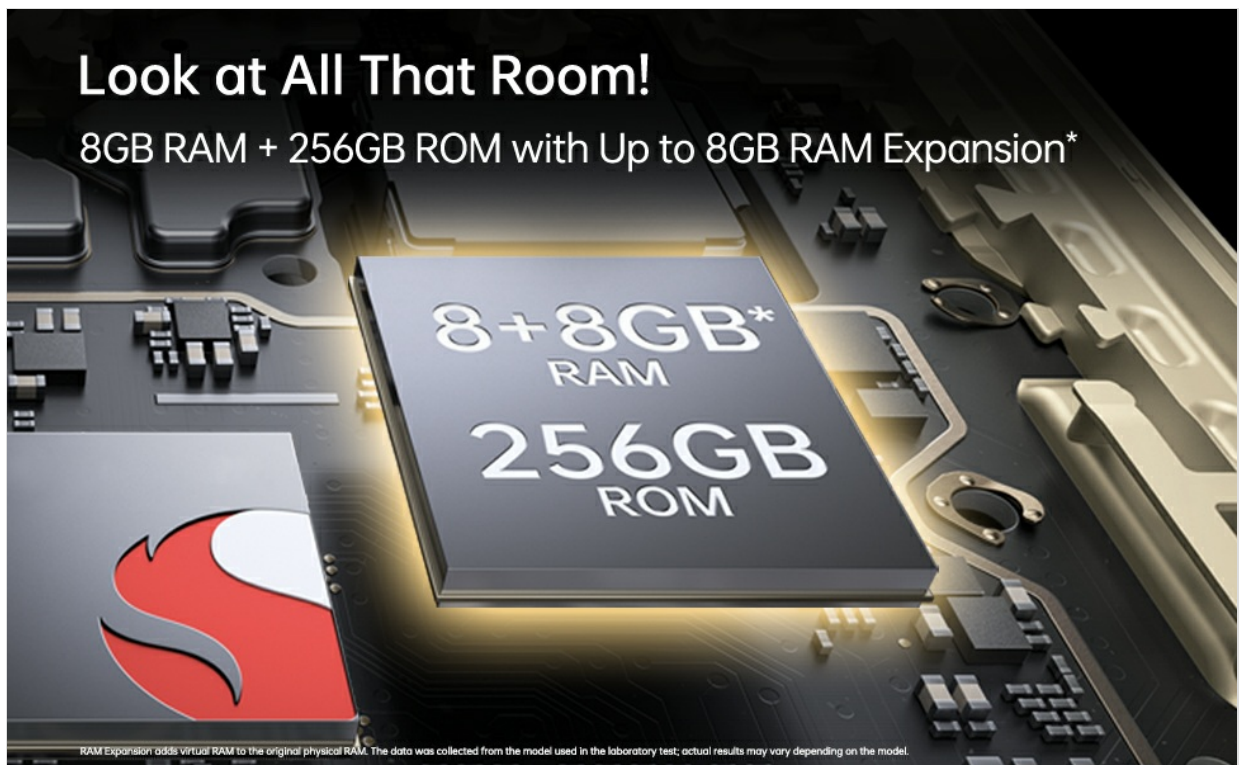


Image: The OPPO F23 5G display showcasing its 120Hz refresh rate and 6.72-inch FHD+ screen.

2.2 Camera Features

The OPPO F23 5G is equipped with a versatile camera system:

- **Rear Camera:** 64MP Main, 2MP Monochrome, 2MP Microscope lens. Features include AI Color Portrait and Dual View Video.
- **Front Camera:** 32MP for high-resolution selfies.

To access the camera, tap the Camera icon on your home screen. Select different modes like Photo, Video, Portrait, and Microscope from the interface.

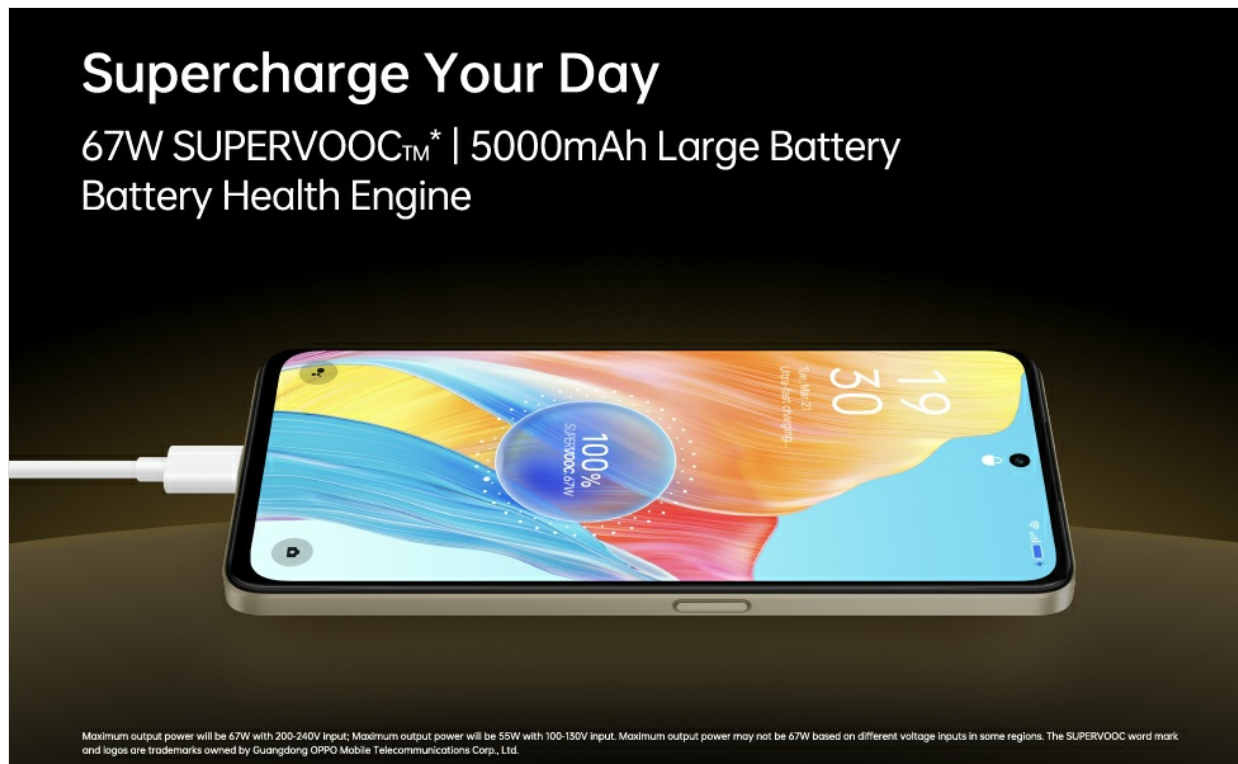


Image: A composite image demonstrating the OPPO F23 5G's camera capabilities, including a person taking a selfie with the 32MP front camera, a sample image from the 64MP AI camera, and a close-up shot using the 40x microlens.



Image: A detailed view of the OPPO F23 5G's rear camera module, highlighting the triple camera setup and the 40x microscope lens.

2.3 Memory and Storage

The device comes with 8GB RAM and 256GB internal storage (ROM). RAM can be expanded virtually by up to an additional 8GB. Storage is expandable up to 1TB via a microSD card.

Like Four Ever!

4 Years of Lag-Free Experience*

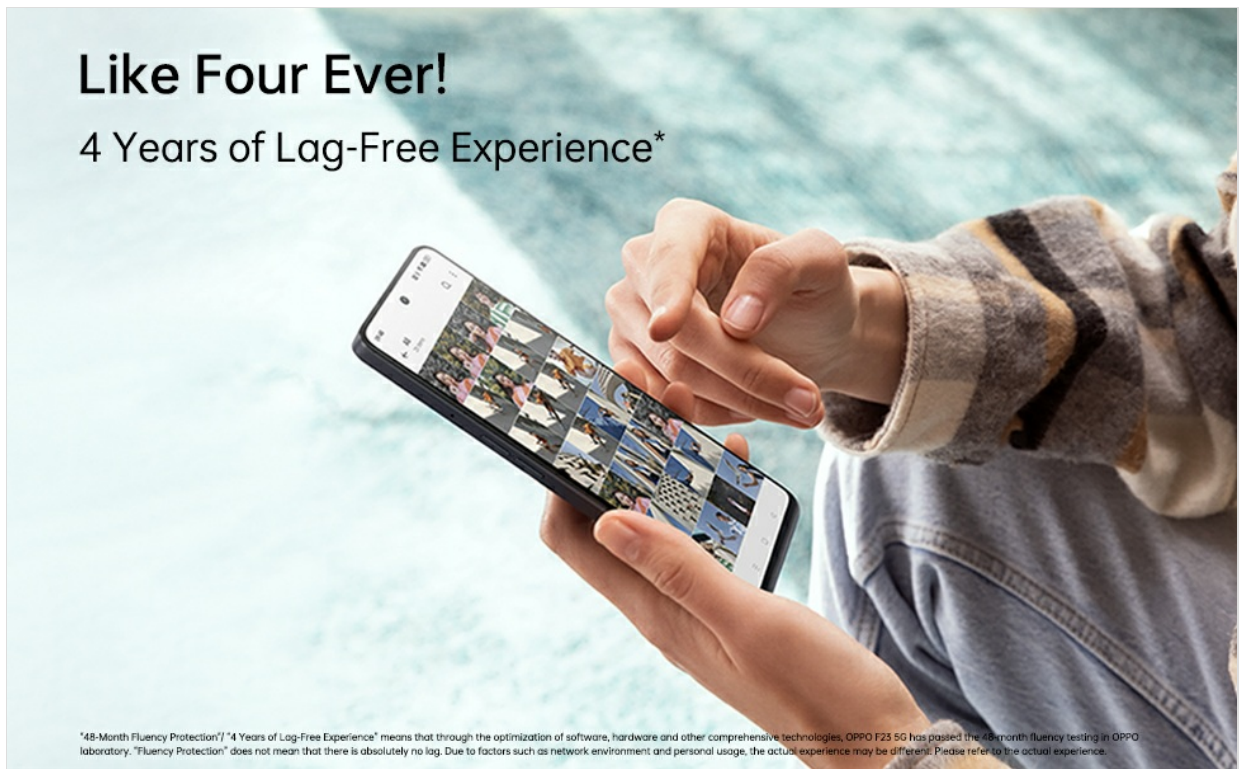


Image: An illustration depicting the OPPO F23 5G's memory and storage capabilities, showing 8GB RAM, 256GB ROM, and the option for 8GB RAM expansion.

2.4 Security Features

Unlock your phone securely using:

- **Fingerprint Sensor:** Integrated into the power button for quick and convenient access.
- **Face Recognition:** Use your face to unlock the device.

Set up these features in *Settings > Password & Biometrics*.

2.5 Connectivity

The OPPO F23 5G supports various connectivity options:

- **Cellular:** 5G network compatibility.
- **Wireless:** Wi-Fi and Bluetooth.
- **Wired:** USB Type-C port for charging and data transfer, 3.5 mm headphone jack.

Ultra-Clear Imaging System

64MP AI Camera* | 32MP Selfie Camera | 40x Microlens



Image: A person interacting with the OPPO F23 5G, demonstrating the device's smooth performance and user experience.

3. MAINTENANCE

3.1 Battery Care

To prolong battery life and maintain performance:

- Avoid extreme temperatures.
- Use only the original OPPO charger and cable.
- The device features a Battery Health Engine to optimize charging and extend battery lifespan.

3.2 Software Updates

Regularly check for and install software updates to ensure your device has the latest features, security patches, and performance improvements. Go to *Settings > About device > Up to date* to check for updates.

3.3 Cleaning Your Device

Use a soft, lint-free cloth to clean the screen and body of your phone. Avoid using harsh chemicals or abrasive materials. The device has a Water Resistant level, but avoid submerging it in water.

4. TROUBLESHOOTING

4.1 Common Issues and Solutions

- **Device not powering on:** Ensure the battery is charged. Press and hold the Power button for at least 10 seconds to force a restart.
- **Charging issues:** Check if the charger and cable are securely connected. Try a different power outlet.
- **Network connectivity problems:** Ensure SIM card is correctly inserted. Try restarting the device. Check network settings in *Settings > Mobile network*.
- **Apps crashing or freezing:** Close and reopen the app. Clear the app's cache (*Settings > Apps > App management > [App Name] > Storage usage > Clear cache*). Restart the phone.

4.2 Factory Reset

If you experience persistent issues, a factory reset may resolve them. **Warning:** This will erase all data on your phone. Back up important data before proceeding. Go to *Settings > System settings > Back up and reset > Reset phone > Erase all data*.

5. SPECIFICATIONS

Feature	Detail
Brand	OPPO
Model	F23 5G
Operating System	Android 13.0
RAM	8 GB (+ up to 8GB RAM Expansion)
Internal Storage	256 GB ROM (Expandable Upto 1TB)
CPU Model	Snapdragon (2.4 GHz)
Battery Capacity	5000 mAh Lithium-Ion
Charging	67W SUPERVOOC (approx. 18 mins for full charge)
Rear Camera	64MP Main + 2MP Monochrome + 2MP Microscope
Front Camera	32MP
Display Size	6.72 inches (17.07 cm) FHD+ Punch-hole
Refresh Rate	120 Hz
Resolution	2400 x 1080 Pixels (1080p)
SIM Card Type	Dual Hybrid 5G SIM (Nano)
Connectivity	5G, Wi-Fi, Bluetooth, USB Type C, 3.5 mm Jack
Security	Fingerprint Sensor, Face Recognition
Water Resistance	Water Resistant
Dimensions	16.6 x 7.6 x 0.8 Centimeters
Weight	192 Grams

6. WARRANTY AND SUPPORT

6.1 Warranty Information

Your OPPO F23 5G comes with a limited warranty:

- **Handset:** 12 Months from the date of purchase.
- **Adapter & Cable:** 6 Months from the date of purchase.

Please retain your proof of purchase for warranty claims.

6.2 Customer Support

For technical assistance, service, or further inquiries, please contact OPPO customer support:

- **Manufacturer:** OPPO Mobiles India Pvt Ltd
- **Address:** 5th FLOOR, Tower B, BUILDING, N-8, DLF Cyber City, DLF Phase 2, Gurugram, Haryana 122002
- **Toll-Free Number:** 18001032777