

Kygo 69099-10

X by Kygo Xenon Wireless Bluetooth 5.0 Active Noise Cancelling Headphones User Manual

Model: 69099-10

1. INTRODUCTION

Thank you for choosing the X by Kygo Xenon Wireless Bluetooth 5.0 Active Noise Cancelling Headphones. These headphones are designed to provide a superior audio experience with advanced features for comfort and sound quality. This manual will guide you through the setup, operation, and maintenance of your new headphones.

What's in the Box

- X by Kygo Xenon Headphones
- Carrying Bag
- Instruction Manual (this document)
- Charging Cable (USB-C)
- 3.5mm Audio Cable

2. PRODUCT OVERVIEW

Familiarize yourself with the components and controls of your Kygo Xenon headphones.



Image 2.1: X by Kygo Xenon Wireless Headphones in white, showcasing the overall design.





Image 2.2: Close-up view of the right ear cup, highlighting the control buttons for power, volume, and ANC.

Controls and Indicators

- **Power Button:** Press and hold to power on/off.
- **Volume Up/Next Track Button:** Press for volume up, hold for next track.
- **Volume Down/Previous Track Button:** Press for volume down, hold for previous track.
- **Multi-function Button:** Play/Pause, Answer/End calls, Activate voice assistant.
- **ANC Button:** Activates/deactivates Active Noise Cancellation.
- **LED Indicator:** Shows power, pairing, and charging status.
- **USB-C Charging Port:** For charging the internal battery.
- **3.5mm Audio Jack:** For wired connection.
- **Microphone:** For calls and voice commands.

3. CHARGING

Before first use, fully charge your headphones. A full charge takes approximately 2-3 hours.

1. Connect the provided USB-C charging cable to the charging port on the headphones.
2. Connect the other end of the USB-C cable to a USB power adapter (not included) or a computer's USB port.
3. The LED indicator will show charging status (e.g., red for charging, blue/green for fully charged).

Note: The headphones feature a Lithium-ion battery. Avoid extreme temperatures for optimal battery life.

4. SETUP

4.1 Power On/Off

- **To Power On:** Press and hold the Power Button for approximately 3 seconds until the LED indicator flashes.
- **To Power Off:** Press and hold the Power Button for approximately 3 seconds until the LED indicator turns off.

4.2 Bluetooth Pairing

Pair your headphones with a Bluetooth-enabled device for wireless audio.

1. Ensure the headphones are powered off.
2. Press and hold the Power Button for approximately 5-7 seconds until the LED indicator flashes rapidly (usually blue and red alternately), indicating pairing mode.
3. On your device (smartphone, tablet, laptop), go to Bluetooth settings and enable Bluetooth.
4. Search for available devices and select "Kygo Xenon" from the list.
5. Once connected, the LED indicator will typically show a steady blue light or flash slowly.

Note: The headphones support Bluetooth 5.0 with Qualcomm aptX, aptX-LL, and AAC codecs for high-quality audio transmission.

4.3 Wired Connection

You can use the headphones with the included 3.5mm audio cable for a wired connection, even if the battery is depleted.

1. Plug one end of the 3.5mm audio cable into the audio jack on the headphones.
2. Plug the other end into the 3.5mm audio output of your device.

Note: Active Noise Cancellation (ANC) and voice assistant features may not be available or function differently when using a wired connection.

5. OPERATING INSTRUCTIONS

5.1 Music Playback

- **Play/Pause:** Press the Multi-function Button once.
- **Volume Up:** Press the Volume Up button once.
- **Volume Down:** Press the Volume Down button once.
- **Next Track:** Press and hold the Volume Up button.
- **Previous Track:** Press and hold the Volume Down button.

5.2 Call Management

- **Answer/End Call:** Press the Multi-function Button once.
- **Reject Call:** Press and hold the Multi-function Button for 2 seconds.

5.3 Active Noise Cancellation (ANC)

The Kygo Xenon headphones feature advanced hybrid active noise cancellation to reduce ambient noise.

- **Activate ANC:** Press the ANC Button once. The LED indicator for ANC will illuminate.
- **Deactivate ANC:** Press the ANC Button once again. The ANC LED indicator will turn off.

Note: Using ANC will reduce battery life. With ANC and Bluetooth enabled, playback time is approximately 16 hours. In Bluetooth-only mode, playback time is up to 24 hours.

5.4 Voice Assistant

Access your device's voice assistant (Google Assistant or Siri) directly from the headphones.

- **Activate Voice Assistant:** Double-press the Multi-function Button.

6. MAINTENANCE

Cleaning

- Wipe the headphones with a soft, dry cloth.
- Do not use abrasive cleaners, solvents, or spray cleaners.
- Keep the charging port and audio jack free of dust and debris.

Storage



Image 6.1: The Kygo Xenon headphones folded for compact storage in their carrying bag.

- When not in use, store the headphones in the provided carrying bag to protect them from dust and scratches.
- Store in a cool, dry place, away from direct sunlight and extreme temperatures.

7. TROUBLESHOOTING

If you encounter any issues, refer to the following common solutions:

Problem	Possible Cause	Solution
Headphones won't turn on	Low battery	Charge the headphones fully.
Cannot pair via Bluetooth	Not in pairing mode; device Bluetooth off; interference	Ensure headphones are in pairing mode (rapid flashing LED). Turn device Bluetooth off/on. Move closer to device.
No sound	Volume too low; incorrect audio source; wired cable not fully inserted	Increase volume on headphones and device. Check device's audio output settings. Ensure 3.5mm cable is securely connected.
ANC not working effectively	ANC not activated; very high-frequency noise	Press the ANC button to activate. ANC is most effective against low-frequency, constant noise.

8. SPECIFICATIONS







Brand	Kygo
Model Name	Xenon
Model Number	69099-10
Connectivity Technology	Wireless (Bluetooth 5.0)
Wireless Communication	Bluetooth
Sound Isolation	Active Noise Cancellation (Hybrid)
Battery Type	Lithium-ion (1 included)
Playback Time (Bluetooth)	Up to 24 hours
Playback Time (ANC + Bluetooth)	Up to 16 hours
Frequency Range	20 Hz to 20,000 Hz
Weight	1.1 Kilograms
Control Type	Voice Control
Compatible Devices	Smartphones, tablets, laptops, desktops, gaming consoles
Included Components	Headphones, carrying bag, instruction manual
Material	Memory foam (ear cushions)
Headphone Jack	3.5 mm (detachable cable)
Form Factor	Over-Ear
Color	White

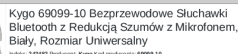
9. WARRANTY AND SUPPORT

For warranty information, please refer to the documentation provided at the time of purchase or contact your retailer. Specific details regarding spare parts availability and software update guarantees are not available in this manual.

For further assistance or technical support, please visit the official Kygo website or contact their customer service department.

Related Documents - 69099-10

	<p>KYGO E7/1000 Hurtigveiledning for Sammenkobling</p> <p>Få detaljerte instruksjoner for sammenkobling av dine KYGO E7/1000 trådløse øretelefoner. Denne guiden dekker paring, tilkobling og feilsøking for en sømløs lydopplevelse.</p>
	<p>New Bee NB-10 Active Noise Cancelling Bluetooth Headphone User Manual</p> <p>Comprehensive user manual for the New Bee NB-10 Active Noise Cancelling Bluetooth Headphone, covering setup, features, troubleshooting, and maintenance.</p>
	<p>CMTECK Studio USB Microphone: User Manual and Setup Guide</p> <p>Comprehensive user manual for the CMTECK Studio USB Microphone, covering setup, features, troubleshooting, and warranty information for Windows and macOS.</p>
	<p>LX-10 ANC Noise Cancelling Headphones User Manual</p> <p>User manual for Shenzhen Lanxin Technology Co. LTD. LX-10 ANC noise cancelling headphones, detailing features, operation, and FCC compliance.</p>
	<p>KYGO E7/1000 Hurtigveiledning for Sammenkobling</p> <p>Få detaljerte instruksjoner for sammenkobling av dine KYGO E7/1000 trådløse øretelefoner. Denne guiden dekker paring, tilkobling og feilsøking for en sømløs lydopplevelse.</p>
	<p>tenlamp OU200 USB Microphone User Manual</p> <p>Comprehensive user manual for the tenlamp OU200 USB microphone, covering features, setup for Windows and Mac, specifications, and usage for podcasting, streaming, and home studio recording.</p>



Onis

Ta bezprzewodowa słuchawka Bluetooth od Rygo została wyposażona w najnowszą technologię hybrydową redukcji szumów, zapewniającą niesamowicie czyste i klarowne brzmienie. Dzięki niej możesz cieszyć się ulubioną muzyką bez zakłóceń z zewnątrz. Słuchawki posiadają również dług czas odtwarzania w trybie Bluetooth, który wynosi aż 24 godziny.

Dodatkowo, słuchawki posiadają mikrofon, co umożliwia prowadzenie rozmów bez konieczności wyjęcia telefonu z kieszeni. Bezprzewodowa technologia Bluetooth 5.0 zapewnia szybką i stabilną połączenie z urządzeniami, a obudowa zapewnia wygodę i ergonomiczne dopasowanie dla każdego.

Łącząc w sobie dźwięk najwyższej jakości oraz innowacyjną technologię, słuchawki Bluetooth Kygo 69099-10 z redukcją szumów z pewnością staną się Twoim nieodłącznym towarzyszem w codziennej podróży lub podczas słuchania muzyki w domu.

Łącząc w sobie dźwięk najwyższej jakości oraz innowacyjną technologię, słuchawki Bluetooth Kygo 69099-10 z redukcją szumów z pewnością staną się Twoim nieodłącznym towarzyszem w codziennej podróży lub podczas słuchania muzyki w domu.

Łącząc w sobie dźwięk najwyższej jakości oraz innowacyjną technologię, słuchawki Bluetooth Kygo 69099-10 z redukcją szumów z pewnością staną się Twoim nieodłącznym towarzyszem w codziennej podróży lub podczas słuchania muzyki w domu.

- Bezprzewodowa technologia Bluetooth 5.0
- Zaawansowana technologia hybrydowego redukcji szumów
- 24 godzinny odciążanie (tryb Bluetooth)

- technologia łączności: Bezprzewodowe
- rodzaj wtyczki zasilającej: no plug
- klasa zgodności: Klasse

- **Nazwa modelu:** Xenon
- **okres przedziału wielkości:** dla dostępcy
- **obsługa słuchawek:** Hauser
- **hasła:** LITHIUM ION BATTERIES CONTAINED IN EQUIPMENT, UM851, I, AE, Small, themobilitybatteryinEquipment, AJ, Small, themobilitybatteryinEquipment, BR, Small, themobilitybatteryinEquipment, CA, Small, themobilitybatteryinEquipment, CN, Small, themobilitybatteryinEquipment, DE, Small, themobilitybatteryinEquipment, EG, Small, themobilitybatteryinEquipment, ES, Small, themobilitybatteryinEquipment, FR, Small, themobilitybatteryinEquipment, GB, Small, themobilitybatteryinEquipment, IN, Small, themobilitybatteryinEquipment, IT, Small, themobilitybatteryinEquipment, JP, Small, themobilitybatteryinEquipment, MX, Small, themobilitybatteryinEquipment, NL, Small, themobilitybatteryinEquipment, PL, Small, themobilitybatteryinEquipment,

Kygo 69099 10 Bezprzewodowe Słuchawki Bluetooth z Redukcją Szumów i Mikrofonem Binauralnym - Rozmiar

mikrofonem biały rozmiar uniwersalny 243482 upload files product ||

Kygo **69099-10** Bezprzewodowe Sluchawki Bluetooth z Redukcj Szumw z Mikrofonem, Bialy, Rozmiar Uniwersalny Indeks: 243482 Producent: Kygo Kod producenta: **69099-10** Cena: 1,253.36 zl Opis Kygo **69099-10** Bezprzewodowe Sluchawki Bluetooth z Redukcj Szumw z Mikrofonem, Bialy, Rozmiar Uniwersalny Producent: ...

lang:pl score:35 filesize: 535.29 K page count: 3 document date: 2023-04-24