

TecTake 60cm 2-Pack Telescopic Drawer

TecTake Telescopic Pull-Out Drawer for Kitchen Cabinets, 60 cm (2-Pack)

Model: 60cm 2-Pack Telescopic Drawer | Brand: TecTake

1. INTRODUCTION AND PRODUCT OVERVIEW

This instruction manual provides detailed guidance for the safe and efficient installation, operation, and maintenance of your TecTake Telescopic Pull-Out Drawer. This multifunctional drawer system is designed to optimize storage and accessibility within various cabinets, including those in kitchens, bathrooms, and wardrobes. By enhancing cabinet functionality, it aims to make daily organization more convenient.

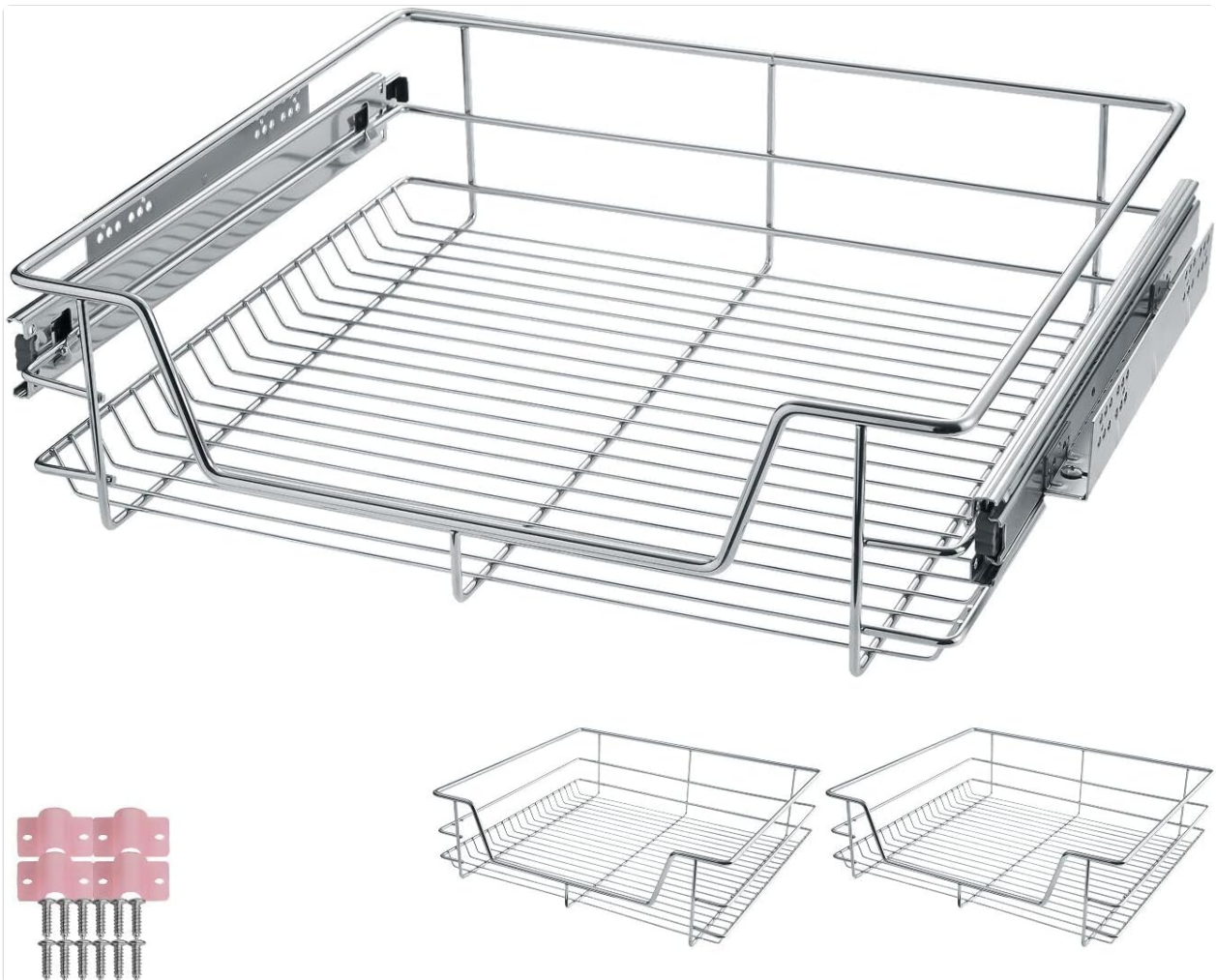


Figure 1.1: Overview of the TecTake 60 cm Telescopic Pull-Out Drawer, showing the chrome-plated wire basket and full-extension slides.

2. PRODUCT FEATURES

The TecTake Telescopic Pull-Out Drawer system offers several key features designed for durability and user convenience:

- **Telescopic Pull-Out Basket:** Facilitates easy organization of household tools, kitchen accessories, or other items, making contents more visible and accessible.
- **Full Extension Guides:** Equipped with smooth and stable telescopic guides that allow the drawer to extend completely, providing full access to items stored at the back of the cabinet.
- **Robust Construction:** Manufactured from highly resistant chrome-plated steel, ensuring long-lasting durability and stability.
- **High Load Capacity:** Designed to support an exceptional load of up to 25 kg, suitable for heavy pots, provisions, or cleaning supplies.
- **Easy Installation:** Includes all necessary mounting materials for quick and straightforward assembly.
- **Versatile Application:** Ideal for use in various cabinet types, including kitchen pantries, bathroom storage, and bedroom wardrobes.

tectake
home



Complemento perfetto
per più ordine, disponibile
in 4 grandezze



Utilizzo versatile
in cucina, bagno, stanza da
letto eccetera



Cassetto estraibile
guide telescopiche
scorrevoli e stabili



Costruzione robusta
acciaio resistentissimo
cromato



Grande carico
portata eccezionale fino a
25 kg



Materiale montaggio incluso
per un montaggio
rapidissimo e facile



Figure 2.1: Visual representation of key features, including versatile use, robust construction, and high load capacity.

MIGLIORE qualità

Il cassetto telescopico robustissimo convince con la sua fabbricazione in acciaio resistente e rivestimento cromato inossidabile




Figure 2.2: Close-up illustrating the robust chrome-plated steel construction and 25 kg load capacity.

3. SAFETY INFORMATION

Please read and understand all instructions before installation and use. Failure to follow these instructions may result in product damage or personal injury.

- Ensure the cabinet structure is sound and capable of supporting the weight of the drawer and its contents (up to 25 kg).
- Use appropriate tools for installation.
- Keep small parts and packaging materials away from children to prevent choking hazards.
- Do not overload the drawer beyond its specified weight capacity.
- Avoid sudden impacts or excessive force when pulling out or pushing in the drawer.

4. PACKAGE CONTENTS

Verify that all components are present and undamaged before beginning installation. The package for the 60 cm 2-Pack Telescopic Drawer typically includes:


- 2 x Chrome-plated wire baskets (60 cm size)

- 2 x Sets of telescopic full-extension slides
- Mounting hardware (screws, brackets)
- Assembly instructions (this manual)



La realizzazione in **acciaio robusto** con **ottimo rivestimento cromato** garantisce lunga durata.

Portata notevole grazie alla quale il cassetto supporta anche pentole pesanti, provviste o detersivi.



Guide telescopiche totalmente estraibili scorrevoli, per un utilizzo comodo.

Il **materiale di montaggio compreso nella fornitura** permette montaggio rapido e semplice.

Figure 4.1: Components included: telescopic guides and mounting hardware for quick and simple assembly.

5. SETUP AND INSTALLATION

The TecTake Telescopic Pull-Out Drawer is designed for straightforward installation. Follow these steps carefully:

5.1 Tools Required

- Measuring tape
- Pencil
- Screwdriver (manual or electric)
- Drill (optional, for pilot holes)

5.2 Installation Steps

1. **Measure Cabinet Interior:** Ensure your cabinet has sufficient depth and width for the 60 cm drawer (external cabinet width). The drawer itself has a width of approximately 57 cm and a depth of 44 cm.
2. **Separate Drawer Slides:** The telescopic slides typically come as a single unit. Extend the slide fully and press the small lever (usually plastic) to separate the inner rail from the outer rail. You will attach the outer rails to the cabinet and the inner rails to the basket.
3. **Position Outer Rails:** Determine the desired height for your drawer. Mark the screw positions on the inside walls of your cabinet. Ensure the rails are level and parallel to each other. For optimal stability, position the rails as low as possible while allowing clearance for the basket.
4. **Attach Outer Rails:** Secure the outer rails to the cabinet walls using the provided screws. If necessary, drill pilot holes to prevent wood splitting. Ensure they are firmly attached.
5. **Attach Inner Rails to Basket:** Align the inner rails with the designated attachment points on the sides of the wire basket. Secure them using the provided screws.
6. **Insert Basket into Cabinet:** Carefully slide the basket (with inner rails attached) into the outer rails mounted in the cabinet. Push until you hear a click, indicating the rails are properly engaged.
7. **Test Functionality:** Gently pull the drawer out and push it back in to ensure smooth operation and full extension.



Figure 5.1: The drawer fully extended, demonstrating comfortable access to all contents and excellent organization.

6. OPERATION

Operating your TecTake Telescopic Pull-Out Drawer is simple:

- To access items, gently pull the drawer handle or front edge outwards. The full-extension slides will allow the basket to come completely out of the cabinet.
- To close, push the drawer back into the cabinet until it is fully recessed.
- Avoid forcing the drawer if it encounters resistance. Check for obstructions or uneven loading.

7. MAINTENANCE

Regular maintenance will ensure the longevity and smooth operation of your telescopic drawer:

- **Cleaning:** Wipe the chrome-plated basket and slides with a soft, damp cloth. For stubborn dirt, use a mild detergent and dry thoroughly immediately to prevent water spots or corrosion. Avoid abrasive cleaners or scouring pads.
- **Lubrication:** Periodically, apply a small amount of silicone-based lubricant to the telescopic slides to maintain smooth movement. Do not use oil-based lubricants, as they can attract dust and grime.
- **Inspection:** Regularly check all screws and mounting points to ensure they remain tight. Retighten if necessary. Inspect the basket for any signs of damage or bending.

8. TROUBLESHOOTING

If you encounter issues with your telescopic drawer, refer to the following common problems and solutions:

Problem	Possible Cause	Solution
Drawer does not slide smoothly or gets stuck.	Misaligned slides, debris in rails, lack of lubrication, overloaded drawer.	Check that slides are parallel and level. Clean rails of any debris. Apply silicone lubricant. Reduce load in the drawer.
Drawer does not fully extend or retract.	Obstruction, incorrect installation, damaged slides.	Check for items blocking movement. Verify slides are correctly installed and engaged. Inspect slides for damage; replace if necessary.
Drawer feels wobbly or loose.	Loose mounting screws, damaged cabinet wall.	Tighten all mounting screws. If cabinet wall is damaged, reinforce it before reattaching.
Basket detaches from slides.	Inner rails not properly secured to basket, or not fully engaged with outer rails.	Ensure inner rails are firmly screwed to the basket. Re-insert basket into outer rails, ensuring a click sound indicates engagement.

9. SPECIFICATIONS

Key technical specifications for the TecTake 60 cm Telescopic Pull-Out Drawer (2-Pack):

- **Brand:** TecTake
- **Model:** 60cm 2-Pack Telescopic Drawer
- **Material:** Chrome-plated Metal (Steel)

- **Finish:** Chromed
- **Product Dimensions (per drawer):** Approximately 44 cm (Depth) x 57 cm (Width) x 14 cm (Height)
- **Suitable for Cabinet Width:** 60 cm (external measurement)
- **Load Capacity:** Up to 25 kg per drawer
- **Special Feature:** Expandable / Full Extension
- **Item Weight (total):** Approximately 8.4 kg
- **Number of Items:** 2

tectake
home

Informazioni prodotto

MISURE

Tutte le misure sono indicative

DATI TECNICI

Portata 25 kg

Materiali acciaio cromato

CONTENUTO

2 cassetti telescopici
materiale montaggio
istruzioni montaggio

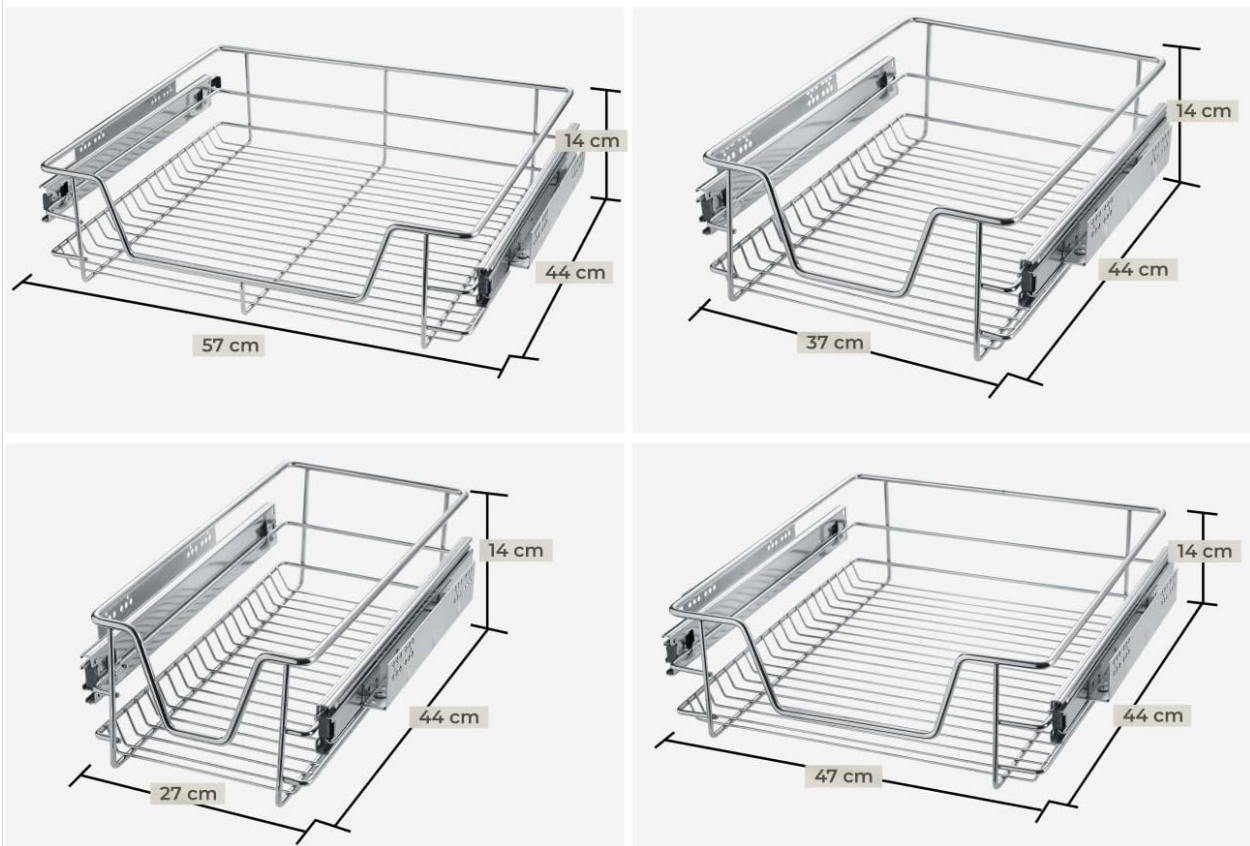


Figure 9.1: Technical drawing showing approximate dimensions (height, depth, and width for various cabinet sizes). For the 60 cm model, the drawer width is 57 cm.



tectake
home

Con questo cassetto telescopico resistente il disordine diventerà solo un brutto ricordo: permette oltre ad un accesso rapido soprattutto organizzazione eccezionale di tutto il contenuto - perfetto come aggiornamento, per contenere pentole in cucina o articoli per la cosmesi in bagno.

Figure 9.2: Examples of versatile use in kitchen, bathroom, and storage areas, highlighting how the drawer helps organize contents and provides quick access.

10. WARRANTY AND SUPPORT

For warranty information, product support, or to inquire about replacement parts, please contact TecTake customer service directly. Refer to the contact information provided with your purchase or visit the official TecTake website.