

## Manuals+

[Q & A](#) | [Deep Search](#) | [Upload](#)

[manuals.plus](#) /

› [YUSTDA](#) /

› [YUSTDA AC/DC Adapter for Shark LV900/LV901 Hand Vacuums Instruction Manual](#)

## YUSTDA TNS30W-xy

# YUSTDA AC/DC Adapter Instruction Manual

Model: TNS30W-xy

## INTRODUCTION

This manual provides essential instructions for the safe and effective use of your YUSTDA AC/DC Adapter, Model TNS30W-xy. This adapter is designed to provide reliable power for compatible Shark cordless hand vacuum cleaners. Please read this manual thoroughly before use and retain it for future reference.




Image: YUSTDA brand introduction, highlighting professional safety power supply.

## PRODUCT COMPATIBILITY

The YUSTDA AC/DC Adapter (Model TNS30W-xy) is compatible with the following Shark cordless hand vacuum cleaner models:

- Shark LV900
- Shark LV901

- Shark LV901C

Ensure your device model matches one of the listed compatible models for proper function.

## KEY FEATURES

---

This adapter is engineered with several features to ensure efficient and safe power delivery:

- **Wide Input Voltage:** Supports global power standards with 100-240VAC, 50/60Hz input.
- **Extended Cable Length:** Features a total power cord length of 6.5 feet for convenient reach.
- **High-Quality Construction:** Designed with high-quality copper wire and a PVC insulation jacket for durability and safety.
- **Multiple Safety Protections:** Includes built-in safeguards for reliable operation.




Image: Illustration of the adapter's high-quality power cable design, featuring copper wire and PVC insulation.

## Safety Protections

- **Over Current Protection:** Prevents damage from excessive current flow.
- **Total Power Protection:** Safeguards against power overloads.
- **Over Voltage Protection:** Protects devices from voltage spikes.
- **Short Circuit Protection:** Automatically shuts off power in case of a short circuit.

## Safety Design with Multiple Protections

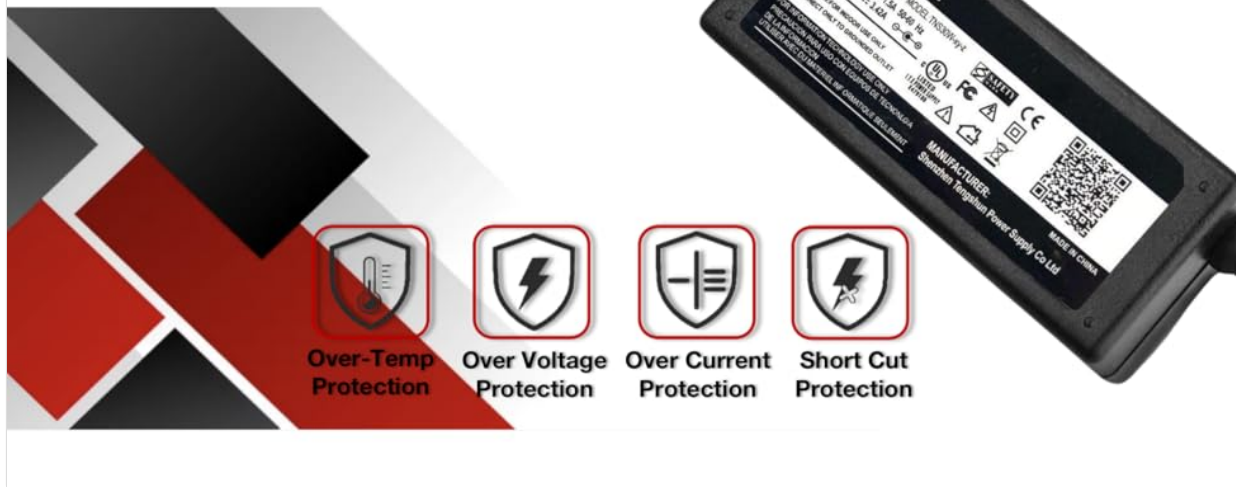


Image: The YUSTDA adapter showcasing its multiple safety protection features.

### Durable and Compact Design

The adapter features a robust construction and a compact form factor, making it suitable for various environments.



Image: The adapter's durable construction and compact design for ease of use and portability.

### SETUP INSTRUCTIONS

Follow these steps to properly connect and use your AC/DC adapter:

1. **Verify Compatibility:** Ensure your Shark hand vacuum model is listed as compatible with this adapter.

2. **Connect to Vacuum:** Insert the barrel connector end of the adapter cable firmly into the charging port of your Shark hand vacuum.
3. **Plug into Outlet:** Plug the AC prongs of the adapter into a standard wall electrical outlet (100-240VAC).
4. **Confirm Charging:** Check for any charging indicator lights on your vacuum to confirm that it is receiving power.

## OPERATING GUIDELINES

---

For optimal performance and longevity of your adapter and vacuum:

- Always use the adapter in a dry environment. Avoid exposure to moisture or extreme temperatures.
- Do not force the connector into the vacuum's port. It should fit snugly without excessive pressure.
- Unplug the adapter from the wall outlet when not in use for extended periods.
- Avoid wrapping the cable too tightly around the adapter, as this can damage the internal wires.

## MAINTENANCE

---

Proper care will extend the life of your adapter:

- Keep the adapter clean by wiping it with a dry, soft cloth. Do not use liquid cleaners.
- Regularly inspect the cable and connector for any signs of wear, cuts, or damage. Discontinue use if damage is observed.
- Store the adapter in a cool, dry place away from direct sunlight and heat sources.

## TROUBLESHOOTING

---

If you encounter issues with your adapter, refer to the following common problems and solutions:

- **Vacuum Not Charging:**
  - Ensure the adapter is securely plugged into both the wall outlet and the vacuum.
  - Verify that the wall outlet is functional by testing it with another device.
  - Confirm that the adapter's barrel connector is fully inserted and not loose in the vacuum's port.
  - Check for any visible damage to the adapter cable or connector.
- **Adapter Feels Warm:**
  - It is normal for the adapter to feel slightly warm during operation. If it becomes excessively hot or emits a burning smell, unplug it immediately and discontinue use.
- **Connector Does Not Fit:**
  - Double-check your vacuum's model number against the compatible models listed in this manual.
  - Ensure you are attempting to insert the correct end of the cable into the vacuum's charging port.

## TECHNICAL SPECIFICATIONS

---

Specification	Value
Model Number	TNS30W-xy
Input Voltage	100-240VAC, 50/60Hz

Output Voltage	14.4 Volts
Wattage	45 watts
Connector Type	Barrel Connector
Cable Length	6.5 feet (approx. 1.98 meters)
Item Weight	3.2 ounces (approx. 90.7 grams)
Certifications	CE, FCC, RoHS

## WARRANTY AND SUPPORT

---

For any questions, concerns, or support needs regarding your YUSTDA AC/DC Adapter, please contact our customer service team. We are committed to providing assistance and ensuring your satisfaction.

**Email:** [epcustomerservice@yahoo.com](mailto:epcustomerservice@yahoo.com)

Please include your product model number (TNS30W-xy) and a detailed description of your inquiry when contacting support.