

Boltune BT-BH001

Boltune Wireless Headphones User Manual

Model: BT-BH001

INTRODUCTION

Thank you for choosing Boltune Wireless Headphones. This manual provides essential information for setting up, operating, and maintaining your new headphones to ensure optimal performance and longevity. These headphones feature Bluetooth 5.0 technology, IPX7 waterproofing, and up to 16 hours of continuous playback, designed for a superior audio experience during travel and sports.


WHAT'S IN THE BOX

- 1 x Boltune BT-BH001 Wireless Stereo Headphones
- 1 x USB Charging Cable
- 6 x Ear Buds (two are pre-equipped on the headphone)
- 6 x Ear Hooks (two are pre-equipped on the headphone)
- 1 x Travel Pouch
- 1 x User Guide

PRODUCT FEATURES




Overall Design: The Boltune BT-BH001 Wireless Headphones feature a sleek, grey design with a comfortable neckband style, ideal for active use. The earbuds are connected by a durable cable, and the control module is conveniently located on the cable.




Advanced Bluetooth 5.0: Equipped with the latest Bluetooth 5.0 technology, these headphones ensure faster and more stable signal transmission, clearer sound quality, and lower power consumption compared to older versions. This provides a reliable and skip-free listening experience.



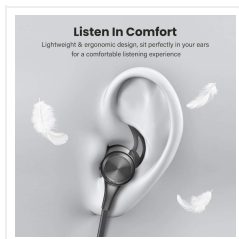
Extended Playback Time: Enjoy up to 16 hours of continuous music or talk time on a single full charge. With exclusive charging technology, a quick 5-minute charge can provide 2 hours of playback, perfect for on-the-go use.



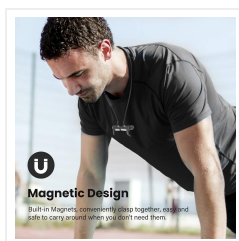
IPX7 Waterproof Technology: The IPX7 rating protects your headphones from heavy rain and sweat, making them ideal for intense workouts and outdoor activities. This ensures durability and performance in various conditions.



High-Quality HD Stereo Sound: Featuring 10mm dynamic drivers and SBC Bluetooth profiles tuned to AAC, these headphones deliver significant noise isolation and HD stereo sound with no delay in playback, providing a realistic and immersive music experience.



Ergonomic Fit: Designed for comfort, the lightweight and ergonomic earbuds come with 3 pairs of ear tips and 3 pairs of secure-fit ear hooks, allowing you to find the perfect fit for stable and comfortable wear during any activity.



Magnetic Design: Built-in magnets allow the earbuds to conveniently clasp together when not in use, making them easy and safe to carry around your neck without tangling.

SETUP GUIDE

1. Charging Your Headphones

Before first use, fully charge your Boltune headphones. A full charge takes approximately 1.5 hours. A quick 5-minute charge can provide up to 2 hours of playback.

1. Connect the provided USB charging cable to the charging port on the headphone's control module.
2. Connect the other end of the USB cable to a DC 5V power source (e.g., a computer USB port or a USB wall adapter).
3. The LED indicator will show charging status (refer to the specific LED behavior in your included User Guide).
4. Once fully charged, disconnect the charging cable.

2. Bluetooth Pairing

Pair your headphones with your Bluetooth-enabled device (smartphone, tablet, laptop) to enjoy wireless audio. The operating range is up to 33 feet (10 meters) without obstacles.

1. Ensure the headphones are turned off.
2. Press and hold the Multi-function button (usually the center button on the control module) until the LED indicator flashes red and blue alternately, indicating pairing mode.
3. On your device, enable Bluetooth and search for available devices.
4. Select "BT-BH001" from the list of found devices.
5. Once connected, the LED indicator on the headphones will typically flash blue slowly or turn solid blue.

6. If prompted for a password, enter "0000".

OPERATING INSTRUCTIONS

The control module on your Boltune headphones allows for easy management of music playback and calls.

- **Power On/Off:** Press and hold the Multi-function button for approximately 3 seconds.
- **Play/Pause:** Short press the Multi-function button.
- **Volume Up/Down:** Short press the '+' button for volume up, '-' button for volume down.
- **Next/Previous Track:** Long press the '+' button for next track, '-' button for previous track.
- **Answer/End Call:** Short press the Multi-function button during an incoming call or active call.
- **Reject Call:** Long press the Multi-function button during an incoming call.
- **Activate Voice Assistant:** Double-press the Multi-function button (functionality may vary by device).



Video: An overview of the Boltune Wireless Headphones, showcasing their design, key features like Bluetooth 5.0, sound quality, battery life, magnetic design, and IPX7 water resistance. It also demonstrates their suitability for various activities.

MAINTENANCE AND CARE

Proper care will extend the life of your headphones.

- Clean the earbuds and charging port regularly with a soft, dry cloth.
- Avoid using abrasive cleaners or solvents.
- Store the headphones in the provided travel pouch when not in use to protect them from dust and damage.
- Do not expose the headphones to extreme temperatures or direct sunlight for prolonged periods.
- Ensure the charging port cover is securely closed when not charging to maintain IPX7 water resistance.

TROUBLESHOOTING

Problem	Possible Solution
Headphones won't turn on.	Ensure the headphones are fully charged. Connect to a power source and check the charging indicator.
Cannot pair with device.	<ul style="list-style-type: none">◦ Ensure headphones are in pairing mode (flashing red and blue).◦ Turn off Bluetooth on your device and turn it back on.◦ Delete "BT-BH001" from your device's Bluetooth list and try pairing again.◦ Move closer to your device (within 10 meters) and ensure no obstacles.
No sound or low volume.	<ul style="list-style-type: none">◦ Adjust volume on both headphones and your connected device.◦ Ensure headphones are properly connected to your device.◦ Try re-pairing the headphones.
Intermittent connection.	<ul style="list-style-type: none">◦ Move closer to your device.◦ Avoid strong electromagnetic interference.◦ Ensure headphones are fully charged.

SPECIFICATIONS

Feature	Detail
Model Name	BT-BH001
Bluetooth Standard	V5.0
Wireless Profile	HFP, A2DP, HSP, AVRCP
Operating Range	33 feet / 10 meters (No obstacles between)
Waterproof Rate	IPX7
Talk/Playing Time	Up to 16 hours
Charging Time	1.5 hours
Charging Voltage	DC 5V
Audio Driver Size	10mm
Item Weight	0.6 ounces
Product Dimensions	0.24 x 1.18 x 0.94 inches
Material	Silicone (ear tips), Fabric (carrying case)
Color	Grey




WARRANTY AND SUPPORT




Boltune provides an **18-month warranty** for these headphones. Should you encounter any product-related issues, please contact Boltune customer support for assistance. They are committed to providing a new replacement or a refund for product problems.

For further support, please refer to the official Boltune website or the contact information provided in your product packaging.

© 2025 Boltune. All rights reserved.

Related Documents - BT-BH001

	Boltune BT-BH021 True Wireless Stereo Earbuds User Guide Explore the Boltune BT-BH021 True Wireless Stereo Earbuds with this comprehensive user guide. Learn about setup, pairing, operation, safety, and troubleshooting for your audio device.
	Boltune BT-BH023 ANC True Wireless Stereo Earbuds User Manual Comprehensive user guide for Boltune BT-BH023 ANC True Wireless Stereo Earbuds, covering setup, operation, safety, troubleshooting, and warranty information.
	Boltune BT-BH021 True Wireless Stereo Earbuds User Manual Comprehensive user manual for Boltune BT-BH021 True Wireless Stereo Earbuds, covering setup, operation, safety, and troubleshooting in multiple languages.

	<p>Boltune BT-BH020 True Wireless Stereo Earbuds User Guide</p> <p>Learn how to use and maintain your Boltune BT-BH020 True Wireless Stereo Earbuds with this comprehensive user guide. Covers setup, pairing, charging, safety, and troubleshooting for an enhanced audio experience.</p>
	<p>Boltune BT-BH020 True Wireless Stereo Earbuds User Guide</p> <p>This user guide provides instructions and information for the Boltune BT-BH020 True Wireless Stereo Earbuds, covering setup, operation, maintenance, and troubleshooting.</p>
	<p>Boltune BT-BH020 True Wireless Stereo Earbuds User Guide</p> <p>Comprehensive user guide for Boltune BT-BH020 True Wireless Stereo Earbuds, covering package contents, product diagram, safety instructions, wearing, charging, pairing, operation, cleaning, troubleshooting, and warranty information.</p>