

Manuals+

[Q & A](#) | [Deep Search](#) | [Upload](#)

[manuals.plus](#) /

› [Signia](#) /

› [Signia Fun SP - 6 Channels | Behind The Ear Hearing Aid for Severe to Profound Hearing Loss | Noise Management With 4 Sound Profiles | Trusted German Technology](#)

Signia Fun Sp

Signia Fun SP Hearing Aid User Manual

MODEL: FUN SP

1. Product Overview

The Signia Fun SP is a Behind-The-Ear (BTE) hearing aid designed for individuals with severe to profound hearing loss. It offers high amplification, outstanding comfort, and features like noise management and four sound profiles to enhance your listening experience. Its intuitive rocker switch allows for easy volume adjustments and sound profile selection.



Image: Main view of the Signia Fun SP hearing aid, showcasing its ergonomic design.

2. Setup and First Use

2.1 Unpacking

Carefully remove all components from the packaging. Ensure the following items are present:

- Signia Fun SP Hearing Aid
- Battery case
- D-dry unit (if included)
- Manuals and books

2.2 Battery Insertion

The Signia Fun SP uses specific hearing aid batteries. To insert a battery:

1. Open the battery compartment door gently.
2. Insert the new battery with the positive (+) side facing the correct orientation, usually indicated by a symbol inside the compartment.
3. Close the battery compartment door firmly until it clicks. The hearing aid will typically power on automatically.

2.3 Initial Fitting

For optimal performance and comfort, professional fitting by a hearing care specialist is recommended. They will adjust the hearing aid to your specific hearing needs based on your audiometry report. Before purchase, it is essential to consult with a specialist to determine the best option for you.



Image: The Signia Fun SP hearing aid positioned behind the ear, demonstrating its discreet fit.

3. Operating Instructions

3.1 Powering On/Off

To power on the hearing aid, ensure the battery compartment is fully closed. To power off, gently open the battery compartment door.

3.2 Volume Adjustment

The Signia Fun SP features a convenient rocker switch for volume control:

- Press the upper part of the rocker switch to increase the volume.
- Press the lower part of the rocker switch to decrease the volume.

3.3 Sound Profiles

The Fun SP offers 4 sound profiles to adapt to different listening environments. Your optimum sound profile can be set with a simple press on the rocker switch. Consult your hearing care professional for details on how to cycle through these profiles and their specific uses.



Image: An illustration showing different types of Signia hearing aids, highlighting the range of available options.

4. Care and Maintenance

4.1 Daily Cleaning

Regular cleaning is crucial for maintaining the performance and longevity of your hearing aid:

- Use a soft, dry cloth to wipe the hearing aid daily.
- Use the provided cleaning tools (brush, wax pick) to remove any wax or debris from the ear mold and sound outlet.
- Avoid using water, solvents, or cleaning fluids, as these can damage the device.

4.2 Battery Care

To maximize battery life and ensure consistent performance:

- Always use fresh batteries of the correct type.
- Open the battery compartment door when the hearing aid is not in use (e.g., overnight) to conserve battery life and allow moisture to escape.
- Store spare batteries in a cool, dry place, away from children and pets.



Image: A display of Signia hearing aid batteries, emphasizing their importance for device functionality.

4.3 Storage

When not in use, store your hearing aid in its protective case or a dedicated drying kit (like the D-dry unit) to protect it from moisture and physical damage.



Image: Various Signia accessories, including a remote control and different ear domes, designed to enhance user experience and control.

5. Troubleshooting

If you experience issues with your Signia Fun SP, refer to the table below for common problems and solutions. If the problem persists, contact your hearing care professional.

Problem	Possible Cause	Solution
---------	----------------	----------

Problem	Possible Cause	Solution
No sound or weak sound	Dead or low battery Blocked sound outlet/earmold Volume too low	Replace battery Clean sound outlet/earmold Increase volume using rocker switch
Whistling or feedback	Improper fit Excessive earwax Hand/object too close to hearing aid	Reinsert hearing aid properly Consult doctor for earwax removal Adjust position of hand/object
Sound is distorted or unclear	Low battery Moisture in hearing aid Damaged component	Replace battery Use drying kit Contact service center

6. Technical Specifications

Feature	Detail
Model Number	Fun Sp
Channels	6 Channels
Sound Profiles	4
Noise Management	Yes
Product Dimensions	7 x 20 x 14 cm
Item Weight	20 g
Country of Origin	Germany
Manufacturer	Signia GmbH

7. Warranty and Support



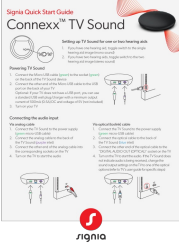


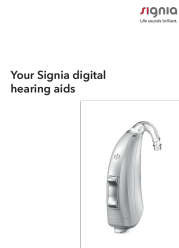
7.1 Warranty Information

The Signia Fun SP comes with a **2-year warranty** from the date of purchase. This warranty covers manufacturing defects. Please retain your proof of purchase for warranty claims.

7.2 Customer Support

Hearing aids are medical devices and require prescription and fitting by trained and qualified hearing care specialists. For further assistance, technical support, or to share your audiometry report, please contact the manufacturer or authorized distributor. You may also email store@hear.com or call 9910887323 for more details.

Related Documents - Fun Sp

	<p>Signia Pocket Guide: Hearing Aid Solutions for Government Services & Veterans</p> <p>Comprehensive guide to Signia hearing aids for Government Services, featuring the Signia Xperience platform, rechargeable models, and product details for veterans. Includes fitting and support information.</p>
	<p>Signia Motion C&G SP IX Hearing Aid Quick Start Guide: Setup, Charging, and Care</p> <p>A comprehensive quick start guide for Signia Motion C&G SP IX hearing aids, covering component identification, turning on/off, insertion, removal, charging, maintenance, user controls, and support resources.</p>
	<p>Signia Connexx TV Sound: Quick Start Guide for Seamless Audio Streaming</p> <p>Comprehensive guide to setting up, powering, and pairing your Signia Connexx TV Sound device with hearing aids. Learn about analog/optical connections, Bluetooth pairing, and app control for an enhanced TV audio experience.</p>
	<p>Signia Xperience & Nx Product Portfolio: Advanced Hearing Solutions</p> <p>Explore the Signia Xperience and Nx platforms, featuring advanced acoustic-motion sensors, personalized sound, and seamless connectivity for superior hearing aid performance. Discover models like Pure 312 X, Pure Charge&Go X, and the Nx range.</p>
	<p>Signia Silk C&G IX Hearing Aids and Charger User Guide</p> <p>Comprehensive user guide for Signia Silk C&G IX hearing aids and the Silk Charger. Learn about daily use, charging, maintenance, and troubleshooting for your Signia hearing devices.</p>
	<p>Signia Digital Hearing Aids User Guide</p> <p>A guide to understanding and using Signia digital hearing aids, covering features, battery replacement, on/off functions, volume control, program changes, and cleaning.</p>