



Manuals.plus /

- › AngelSense /
- › AngelSense Personal GPS Tracker User Manual

AngelSense 2020

AngelSense Personal GPS Tracker User Manual

Model: 2020

1. INTRODUCTION

The AngelSense Personal GPS Tracker is designed to provide location monitoring and communication capabilities for individuals who may require additional support, such as children, teens, individuals with autism or special needs, and the elderly with dementia. This manual provides detailed instructions for setting up, operating, and maintaining your AngelSense device.



Image: The AngelSense GPS tracker device, shown alongside a child and a smartphone displaying its tracking application interface.

2. SETUP AND GETTING STARTED

2.1 What's in the Box

Your AngelSense Guardian Kit includes the following components:

- AngelSense GPS Device with Speakerphone
- Soft Protective Sleeve
- 3 Non-Removable Fasteners
- Parent Key (Magnetic Key for removal)
- SIM Card (pre-installed)

Sensory Friendly, Secure Wearing Options

Keeps securely in place
no matter the activity or behavior



Image: A visual representation of the AngelSense Guardian Kit contents, including the GPS device, protective sleeve, non-removable fasteners, and the magnetic key.

2.2 Initial Activation

To activate your AngelSense device, a monthly subscription is required. Please follow the instructions provided with your device for subscription activation. The first month of service may be free upon activation.

Once activated, ensure the device is fully charged before first use. Connect the device to the provided charging cable and a power source. The device will indicate when charging is complete.

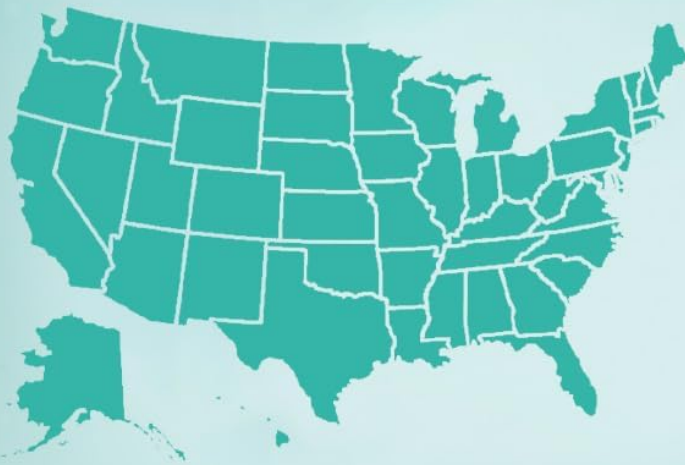
3. OPERATING YOUR ANGELSENSE DEVICE

3.1 Key Features

- **Live GPS Tracking:** Provides continuous, real-time location monitoring both outdoors and indoors. The device offers accurate and reliable tracking.

Real-Time Tracking Anytime, Anywhere

NATIONWIDE
4G LTE COVERAGE



Stay connected to your loved one everywhere
with **GPS, Wi-Fi, Bluetooth, and Cellular.**

Image: A map illustrating the nationwide 4G LTE coverage for the AngelSense device, emphasizing its broad connectivity.

- **Assistive Speakerphone with Auto Pickup:** Enables two-way communication. You can call the device to speak with the user, or listen in to ensure their well-being. The auto-answer feature allows for remote support.



Extra layer of protection

"I love that she can call me in an emergency and I can hear what is going on. AngelSense gave my daughter the extra layer of protection and we are so thankful."

Brittany M.

Image: A visual representation of the assistive speakerphone feature, showing a child with the device and a parent communicating

via phone.

- **SOS Button:** Allows the user to initiate an emergency call or alert by pressing a dedicated button on the device.



Image: An elderly individual interacting with the SOS button on the AngelSense device, illustrating its emergency alert function.

- **Intelligent Alerts:** The system learns daily routines and provides proactive alerts for potentially dangerous situations, such as early departure, unexpected places, late arrival, or late departure.



This is so worth buying!

"I have this for my son who has ADHD and Autism. I bought this when he was in kindergarten and now he is in 8th grade. I would definitely recommend this to anyone."

Sharon M.



Image: A smartphone screen showing multiple proactive alerts generated by the AngelSense application, indicating different location-based events.

- **Safe Ride Monitoring:** Monitors live routes, maximum speed, estimated time of arrival (ETA), and detects unexpected delays or stops, particularly useful for school bus tracking.
- **Emergency Search Tools:** Allows sharing of live location with a search team via text message and provides directions. An audible device alarm helps locate the device if it's hidden or lost.
- **Location Playback History:** Provides a detailed history of locations visited.
- **School Dashboard:** Offers customizable settings for school hours, providing limited access for teachers and staff.

AI-Powered Safety Tools Designed for Special Needs

Proactive Alerts

Wide range of location alerts that proactively detect & prevent emergencies



Assistive Speakerphone

2-way voice with auto answer, and an SOS call request button



Safe Ride Monitoring

Unexpected delay & stop alerts, max speed, ETA, & more



Late Arrival & Departure

Be alerted to any changes in your loved one's schedule



Live GPS Tracking

Continuous monitoring with live location and detailed daily timelines



Emergency Search Tools

Advanced features to help immediately locate your loved one



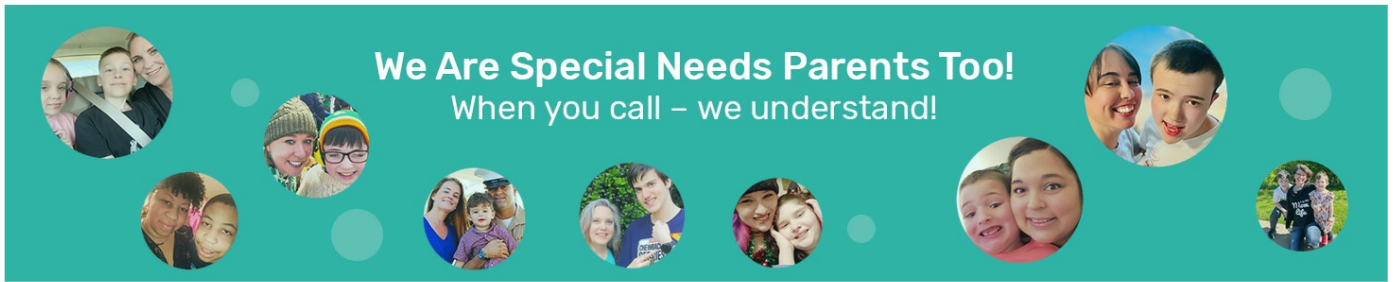
Image: A diagram outlining the various AI-powered safety tools integrated into the AngelSense system, designed for individuals with special needs.

3.2 Connectivity

The AngelSense device maintains constant tracking through multiple connectivity options:

- **Cellular:** Utilizes 4G LTE for nationwide coverage.
- **GPS:** For precise outdoor location tracking.
- **Wi-Fi:** Enhances indoor location accuracy.
- **Bluetooth:** For short-range connectivity and specific features.

Featured On



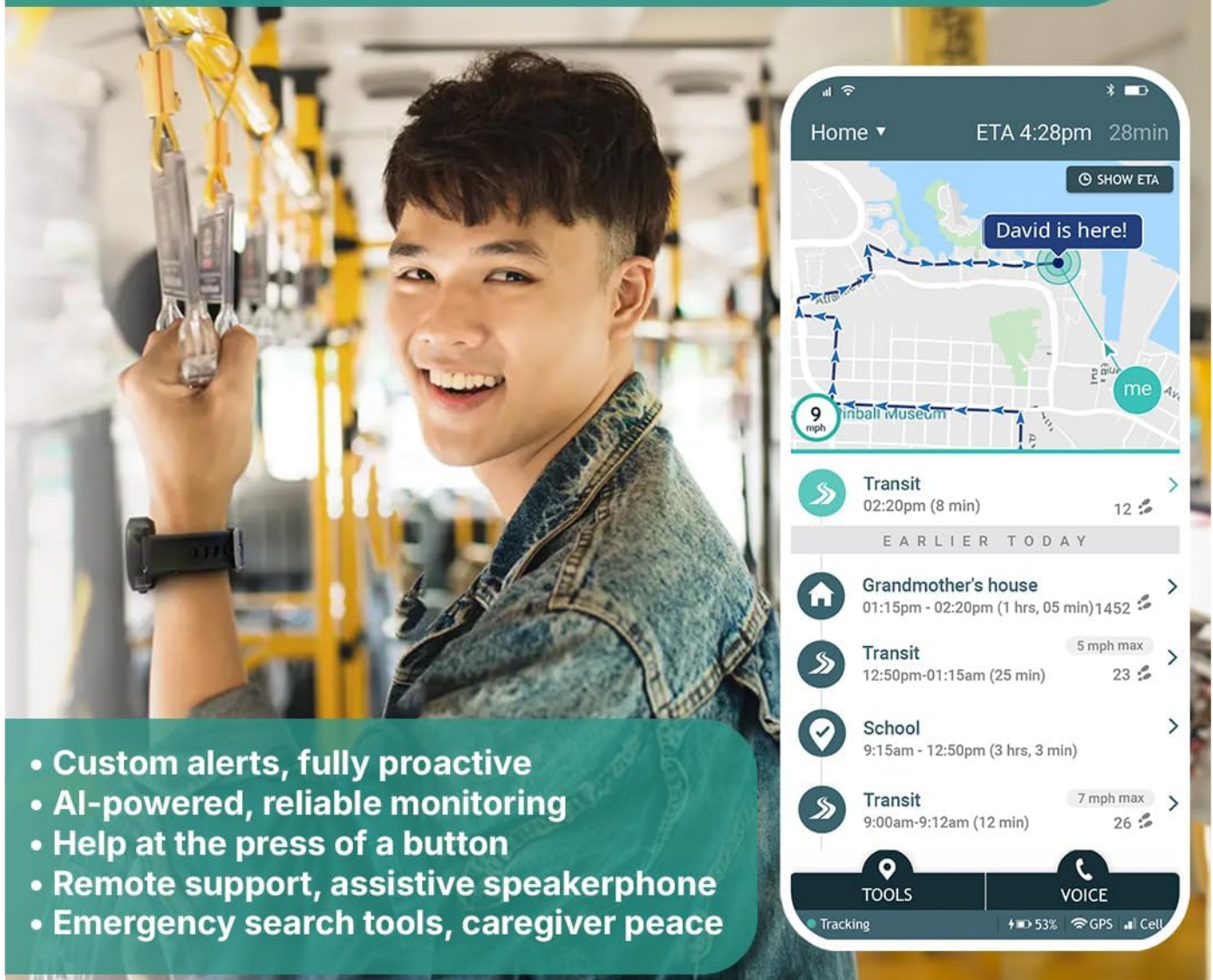
Hear from Families

Image: A diagram illustrating the four connectivity methods used by the AngelSense device: WiFi, Cellular, GPS, and Bluetooth, ensuring constant tracking.

3.3 Wearing Options

The AngelSense device is designed with sensory sensitivity in mind and comes with a non-removable wearing sleeve to keep it securely in place. Optional wearing accessories are available separately, including a waterproof pouch, belt, and undershirt options.

Encourage Safe Independence Every Step of the Way



- Custom alerts, fully proactive
- AI-powered, reliable monitoring
- Help at the press of a button
- Remote support, assistive speakerphone
- Emergency search tools, caregiver peace

Image: A collage showcasing different sensory-friendly and secure wearing options for the AngelSense device, designed to keep it in place during various activities.

4. MAINTENANCE AND CARE

- **Battery Life:** The device is designed for full-day battery life. For optimal performance, charge the device daily.
- **Cleaning:** Wipe the device and sleeve with a soft, damp cloth. Do not use harsh chemicals or abrasive cleaners.
- **Storage:** Store the device in a cool, dry place when not in use.
- **Water Resistance:** The device is not inherently waterproof. If water protection is needed, use the optional waterproof pouch.

5. TROUBLESHOOTING

If you encounter issues with your AngelSense device, consider the following common troubleshooting steps:

- **No Signal/Poor Tracking:** Ensure the device is in an area with good cellular coverage. If indoors, ensure Wi-Fi is

available for improved accuracy. Try restarting the device.

- **App Freezing/Not Responding:** Close and reopen the AngelSense application. If the issue persists, try reinstalling the app.
- **Battery Not Charging:** Verify that the charging cable and power adapter are securely connected and functioning correctly.
- **Device Not Responding:** Perform a hard reset if possible (refer to specific device instructions or contact support).

For persistent issues or technical support, please contact AngelSense Customer Care.

6. PRODUCT SPECIFICATIONS

Feature	Detail
Product Dimensions	1.73 x 2.4 x 0.63 inches
Item Weight	0.704 ounces
Item Model Number	2020
Batteries	1 Lithium Ion battery required
Connectivity Technologies	Cellular (4G LTE)
Special Features	Alert Notification, SOS, Speakerphone, Location History, Real Time Tracking
Supported Application	Alarm, GPS
Specific Uses For Product	GPS tracker for kids with autism and special needs, elderly, dementia
Manufacturer	AngelSense
Date First Available	August 2, 2016

7. SUPPORT AND WARRANTY INFORMATION

AngelSense provides live customer care from US-based experts. For any questions, technical assistance, or support, please refer to the contact information provided with your device or visit the official AngelSense website.

Information regarding the product warranty is typically included with your purchase documentation. Please refer to these documents for details on warranty coverage and terms. For further inquiries, contact AngelSense customer support directly.

You can also visit the official AngelSense store for additional resources and accessories: [AngelSense Store](#)