

Manuals+

[Q & A](#) | [Deep Search](#) | [Upload](#)

manuals.plus /

- › [XIAOMI](#) /
- › [Mi 138.8 cm \(55 Inches\) 4K Ultra HD Android Smart LED TV 4X | L55M5-5XIN User Manual](#)

XIAOMI L55M5-5XIN

Mi 138.8 cm (55 Inches) 4K Ultra HD Android Smart LED TV 4X User Manual

Model: L55M5-5XIN

INTRODUCTION

This manual provides comprehensive instructions for the setup, operation, maintenance, and troubleshooting of your Mi 138.8 cm (55 Inches) 4K Ultra HD Android Smart LED TV 4X, model L55M5-5XIN. Please read this manual thoroughly before using the television to ensure proper and safe operation.

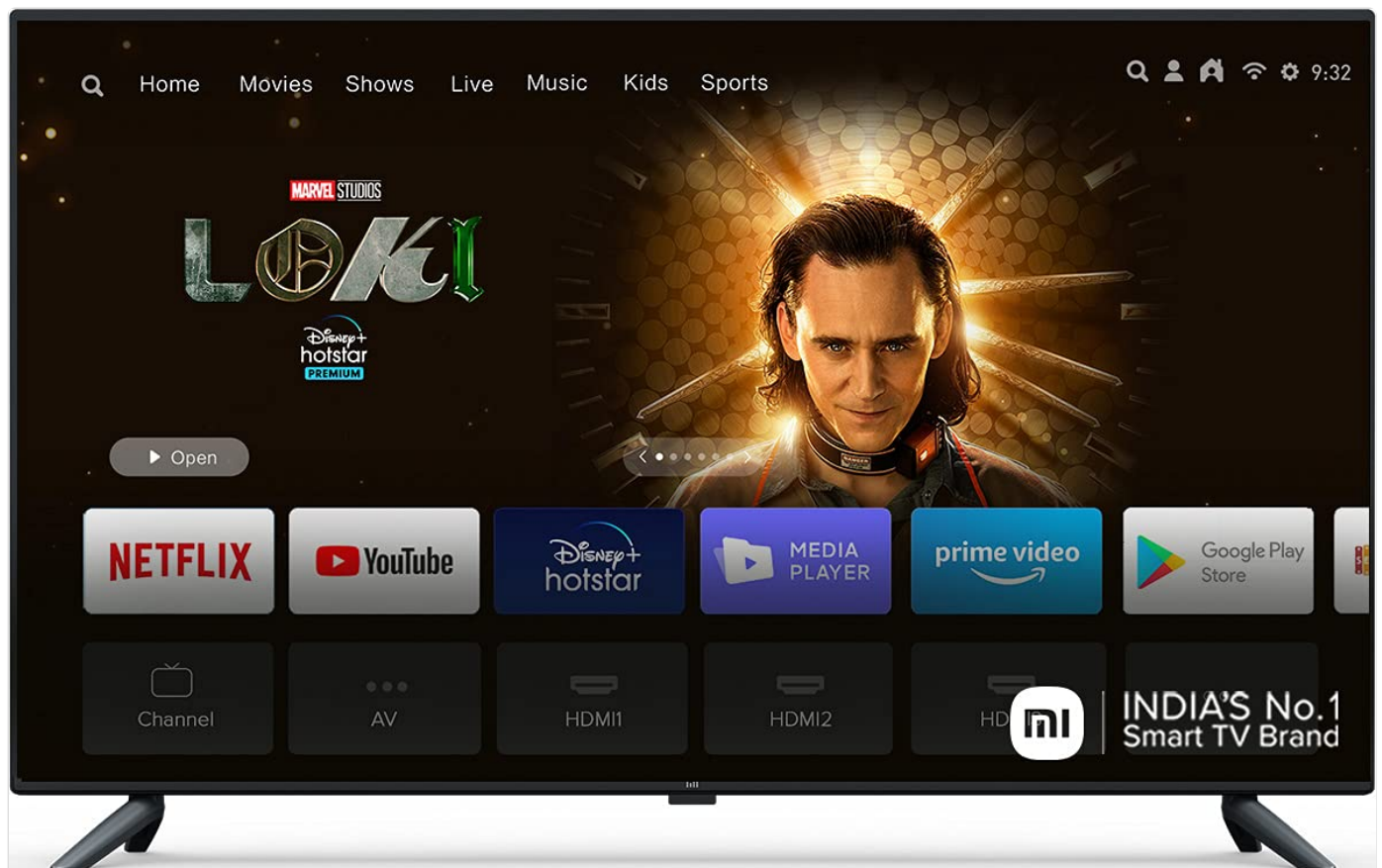


Image: Front view of the Mi 55-inch 4K Ultra HD Android Smart LED TV 4X, showcasing its smart interface.

PACKAGE CONTENTS

Upon opening the package, verify that all the following items are included:

- 1 x Mi 55-inch 4K Ultra HD Android Smart LED TV
- 2 x Table Top Stands
- 1 x User Manual (this document)
- 1 x Warranty Card
- 1 x Remote Control

SETUP

Mounting Options

Your Mi TV offers two primary mounting options: table-top stand installation or wall mounting.

Table-Top Stand Installation

To install the included table-top stands:

1. Carefully place the TV screen-down on a soft, flat surface to prevent damage.
2. Align each stand with the corresponding screw holes on the bottom of the TV.
3. Secure the stands using the provided screws. Ensure they are tightened firmly.
4. Carefully lift the TV and place it on a stable, level surface.



Image: Mi TV 4X Series 55 inches installed on its table-top stands.

Wall Mounting

Wall mounting hardware is not included with the TV and must be purchased separately. Professional installation is recommended for wall mounting to ensure safety and proper alignment. Please consult the wall mount kit's instructions for specific installation steps.

Connecting Devices

The Mi TV 4X Series offers multiple connectivity options for your external devices.

- **HDMI Ports:** Connect set-top boxes, Blu-ray players, gaming consoles, and other HDMI-enabled devices. The TV features 3 HDMI ports, including one with ARC (Audio Return Channel) support.
- **USB Ports:** Connect hard drives, USB flash drives, and other USB devices for media playback. The TV has 2 USB ports.
- **AV Input:** For older devices using composite video and stereo audio.
- **S/PDIF:** Digital audio output for connecting to soundbars or home theater systems.

- **Network (Ethernet):** For a wired internet connection.
- **Antenna:** For connecting a terrestrial antenna for broadcast TV.





Image: Overview of the connectivity ports on the Mi TV.



Image: Side view of the Mi TV highlighting the port locations.

OPERATING YOUR MI TV

Remote Control

The included remote control allows you to navigate the TV's interface and access various features. It supports both IR and Bluetooth technology and includes voice control options.



Image: Mi TV remote control with key features highlighted.

- **Power Button:** Turns the TV on or off.
- **Google Assistant Button:** Activates voice commands for search, content playback, and smart home control.
- **Navigation Pad:** Used to move through menus and select items.
- **Quick Access Buttons:** Dedicated buttons for popular streaming services like Netflix and Prime Video.

Smart TV Features

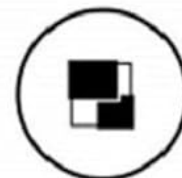
Your Mi TV is equipped with advanced smart features, powered by Android TV and Xiaomi's PatchWall interface.



4K HDR 10



**20W Speaker
Dolby + DTS-HD**



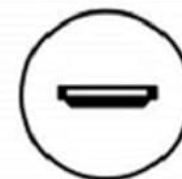
**PatchWall Massive
catalog of 4K content**



**Android TV
Google Assistant**



Data Saver



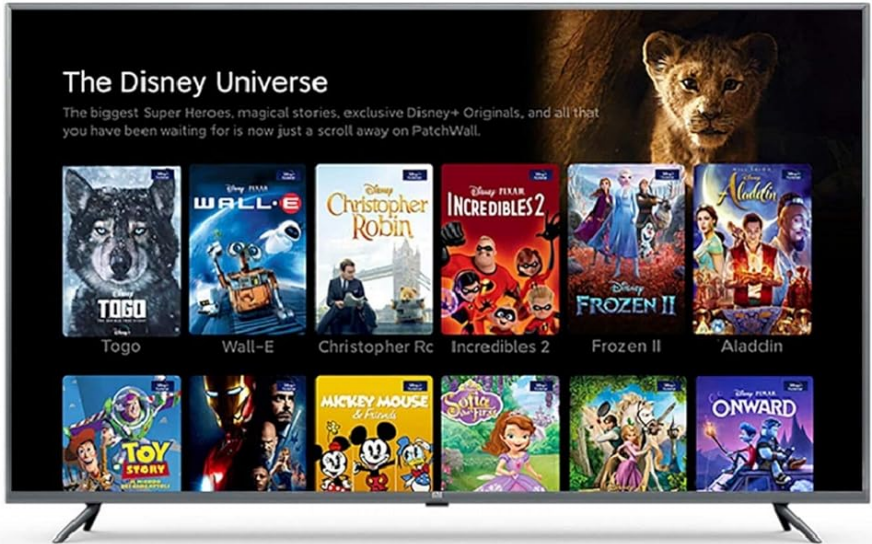
Multiple Ports

Image: Visual representation of the Mi TV's core smart features.

PatchWall is Xiaomi's custom content-first interface, offering a massive library of 4K content and integrating various streaming services.

PatchWall 3.0

ALL NEW FEATURES



Universal Search Kid's Mode LIVE News Collections



Image: PatchWall 3.0 interface showcasing new features.

- **Universal Search:** Find content across all your installed apps.
- **Kid's Mode:** A curated environment with child-friendly content.
- **Live News:** Access real-time news updates.
- **Content Partners:** Access content from Netflix, Prime Video, Hotstar, YouTube, and many more.

20+ Content Partners



Image: A selection of over 20 content partners available on the Mi TV.

Android TV & Google Assistant

The TV runs on Android TV, providing access to the Google Play Store for apps and games, and built-in Chromecast for casting content from your mobile devices. Google Assistant allows for voice control of the TV and integrated smart home devices.

Connecting to Amazon Alexa

You can integrate your Mi TV with Amazon Alexa for voice control. Follow these steps:



MI EXTENDED WARRANTY



Keep your
Xiaomi products as good
as new with the
Extended Warranty

Here are some Key Benefits



Zero
Documentation



Genuine
Spare Parts



Cashless
Repairs



Authorised
Service Centres



On-site
Support

Image: Instructions for connecting your Mi TV to Amazon Alexa.

1. **Step 1:** Open the "TV Guide" app on your Mi TV. Ensure the app is updated to the latest version. Go to settings and select "Connect to Alexa".
2. **Step 2:** Open the Amazon Alexa app on your mobile device. Tap on "Browse skills", search for "Sensy", and click on "Enable to use".
3. **Step 3:** Link your account. Enter the OTP displayed on your Mi TV into the Alexa app on your phone and follow the instructions to complete the setup.
4. **Step 4:** You can now use voice commands such as "Alexa, Open Prime Video" or "Alexa, Switch to channel 326".

MAINTENANCE

Proper maintenance ensures the longevity and optimal performance of your Mi TV.

- **Cleaning the Screen:** Use a soft, lint-free cloth specifically designed for electronics. Do not use harsh chemicals or abrasive cleaners. Lightly dampen the cloth with water if necessary, and wipe gently.

- **Cleaning the Body:** Wipe the TV's frame and stand with a soft, dry cloth.
- **Ventilation:** Ensure the TV's ventilation openings are not blocked. Adequate airflow is crucial to prevent overheating.
- **Power Off When Not in Use:** For extended periods of inactivity, it is recommended to unplug the TV from the power outlet.
- **Software Updates:** Regularly check for and install system updates to ensure optimal performance and access to new features.

TROUBLESHOOTING

This section addresses common issues you might encounter with your Mi TV. If the problem persists, please contact customer support.

Problem	Possible Cause / Solution
No Power	Ensure the power cable is securely plugged into both the TV and a working power outlet. Check the power indicator light on the TV.
No Picture / Black Screen	Verify the correct input source is selected. Check HDMI/AV cable connections. Try restarting the TV.
No Sound	Check the volume level and ensure the TV is not muted. Verify audio cable connections if using external speakers. Check audio output settings.
Remote Control Not Working	Replace batteries. Ensure no obstructions between the remote and the TV's IR sensor. Re-pair the Bluetooth remote if necessary.
Wi-Fi Connection Issues	Restart your Wi-Fi router. Ensure the TV is within range of the Wi-Fi signal. Re-enter Wi-Fi password.
Smart Features Not Responding	Ensure the TV is connected to the internet. Try restarting the TV. Check for system updates.

SPECIFICATIONS

Detailed technical specifications for the Mi 138.8 cm (55 Inches) 4K Ultra HD Android Smart LED TV 4X.


	<h1>TV FEATURES</h1>
Screen	55 Inches 4K Ultra HD (3840x2160)
Connectivity ports	3 HDMI port 2 USB port
Display	LED Panel Vivid picture engine HDR 10 60 Hertz
Sound	20 Watts Output Dolby Audio + DTS-HD
Smart TV	Yes, Built in Wi-Fi Operating System : Android Based
Warranty*	Yes, Brand Warranty
*Please check warranty information box below for details on warranty	

Image: Summary of key TV features.

Feature	Detail
Brand	XIAOMI
Model	L55M5-5XIN
Screen Size	55 Inches (138.8 cm)
Resolution	4K Ultra HD (3840x2160 pixels)
Refresh Rate	60 Hz
Display Technology	LED Panel with Vivid Picture Engine, 4K HDR 10
Sound Output	20 Watts (10W x 2) with Dolby Audio + DTS-HD
Operating System	Android TV with PatchWall
Processor	Mali 45MP upto 750MHz (Graphics Coprocessor)
Memory (RAM)	2 GB
Storage	8 GB
Connectivity	3 HDMI ports (1 ARC), 2 USB ports, Built-In Wi-Fi (2.4 GHz / 5 GHz), Ethernet, AV Input, S/PDIF, Antenna
Wireless Technology	Bluetooth 4.2
Power Consumption	120W (Operating), 170 watts (On-mode)

Feature	Detail
Dimensions (with stand)	124.2 x 24.5 x 72 cm (L x W x H) / 48.8 x 9.6 x 28.3 inches
Weight (with stand)	13 kg
Viewing Angle	178 Degrees

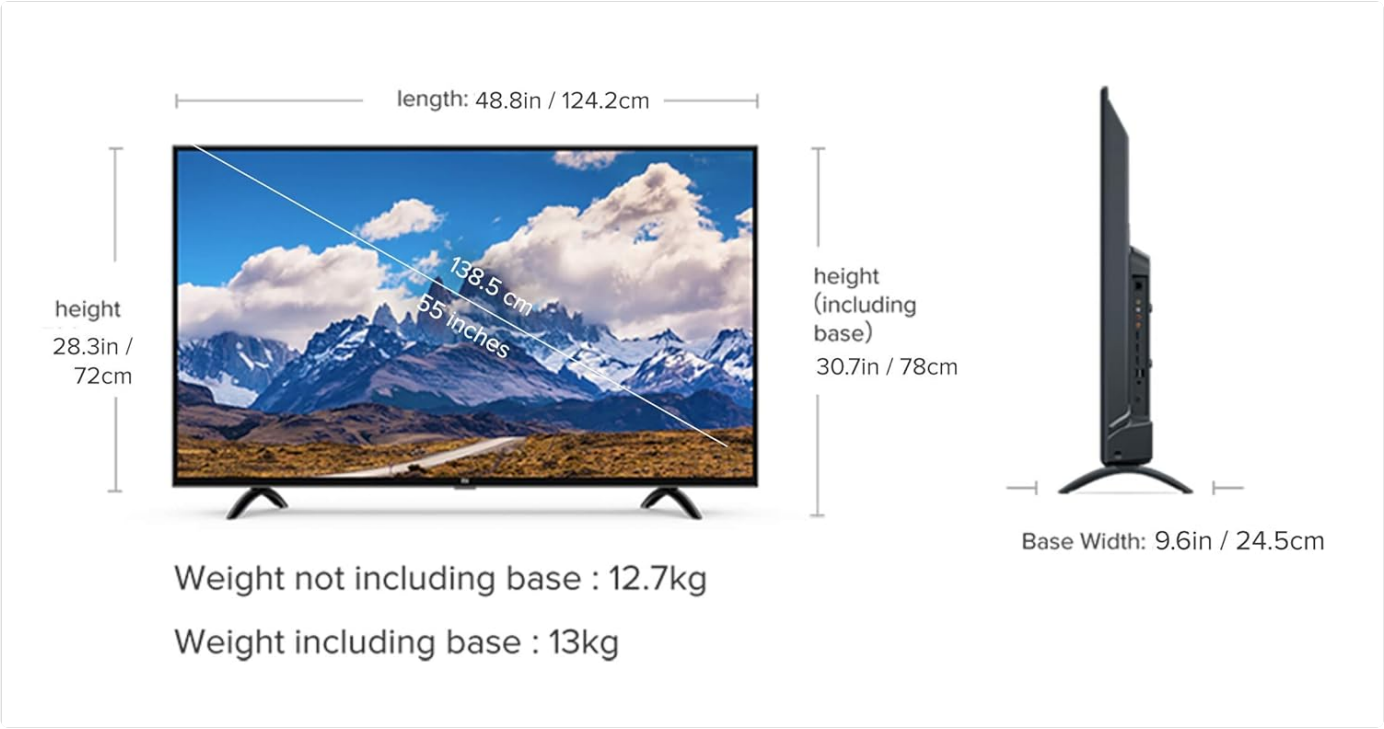


Image: Mi TV 4X Series 55 inches dimensions and weight.

Powerful 20W Speakers



10W x2

 DOLBY AUDIO™  dts-HD¹

Image: Visual comparison of 4K HDR display quality.



Image: Detail of the powerful 20W speakers with Dolby Audio and DTS-HD support.

Your Mi TV comes with a standard warranty and options for extended coverage.

- **Standard Warranty:** 1 year warranty on the product and 1 year extra on the panel.
- **Extended Warranty:** Mi offers extended warranty options with benefits such as zero documentation, genuine spare parts, cashless repairs, authorized service centers, and on-site support.



**VIVID PICTURE
ENGINE**

4K Ultra-HD Display



Image: Information regarding Mi Extended Warranty benefits.

For installation, wall mounting, or demo services, please contact Amazon Home Services or a Xiaomi service partner. For

further support or warranty claims, you can call Mi support on **1800-103-6286**.
This product is eligible for replacement/refund within 10 days of delivery in case of any product defects, damage, or features not matching the description provided.