

## Manuals+

[Q & A](#) | [Deep Search](#) | [Upload](#)

manuals.plus /

› [Giraffe Tools](#) /

› [Giraffe Tools Retractable Garden Hose Reel 1/2 Inch x 130 ft Instruction Manual](#)

## Giraffe Tools USAW40-1/2

# Giraffe Tools Retractable Garden Hose Reel (1/2 Inch x 130 ft) Instruction Manual

Model: USAW40-1/2

[Setup](#)

[Operating  
Instructions](#)

[Maintenance  
Warranty &  
Support](#)

[Troubleshooting](#)

[Specifications](#)

## 1. SETUP

---

### 1.1 Unpacking

Carefully remove all components from the packaging. Ensure all parts are present before beginning installation. Refer to the packing list for a complete inventory.

### 1.2 Mounting the Hose Reel

The Giraffe Tools Retractable Garden Hose Reel is designed for wall mounting. It features a 180-degree swivel bracket for flexible positioning. The reel can be quickly removed for storage by lifting the handle.

- Select a sturdy mounting location on a wall or a robust post. For optimal stability, especially with the weight of the hose, a post larger than 4x4 inches is recommended.
- Use the provided screws and the 180-degree rotation bracket to securely attach the reel to the chosen surface.
- Connect the inlet hose (approximately 4 feet long, included) from your water source to the hose reel's inlet connection.



GIRAFFE TOOLS  
PROUD PARTNER



# GROW GREEN, LIVE GREEN

Redefine Your Garden Life



Image: Product dimensions and mounting points for the hose reel.

The World  
**NO.1**  
Retractable Tools Brand\*

# RETRACTABLE HOSE REEL

Clean and tidy garden



Giraffe Tools was ranked No.1 worldwide in retractable tools sales by Frost & Sullivan in 2024.

Image: The hose reel securely mounted on a brick wall.

## 2. OPERATING INSTRUCTIONS

### 2.1 Extending the Hose

Gently pull the hose from the reel to the desired length. The hose will extend smoothly.

### 2.2 Locking the Hose

To lock the hose at any length, simply stop pulling when you reach the desired point. The internal mechanism will engage, holding the hose in place. A slight tug will release the lock.

### 2.3 Retracting the Hose

To retract the hose, give it a slight tug to disengage the lock. The automatic rewind system will then slowly and neatly retract the hose back into the reel, preventing kinks and tangles.

### 2.4 Using the Nozzle

The included garden hose nozzle offers 9 adjustable spray patterns. Rotate the nozzle head to select the

appropriate pattern for your task, such as mist, shower, jet, or flat. This versatility makes it suitable for various watering purposes, including car washing, plant watering, cleaning, and pet bathing.






Image: The hose reel's 180-degree swivel feature allows for easy access to all areas.



## Wide Applications





Image: The adjustable spray nozzle with various pattern settings.

### 3. MAINTENANCE

---

#### 3.1 General Care

The hose reel is constructed with a high-grid, all-weather flexible and abrasion-resistant hybrid hose designed for durability and leak-proof performance. Regularly inspect the hose for any signs of wear or damage. Clean the exterior of the reel and hose with a damp cloth as needed.

# 3 LAYERS -- 130FT GARDEN HOSE

kink-resistant, durable hose

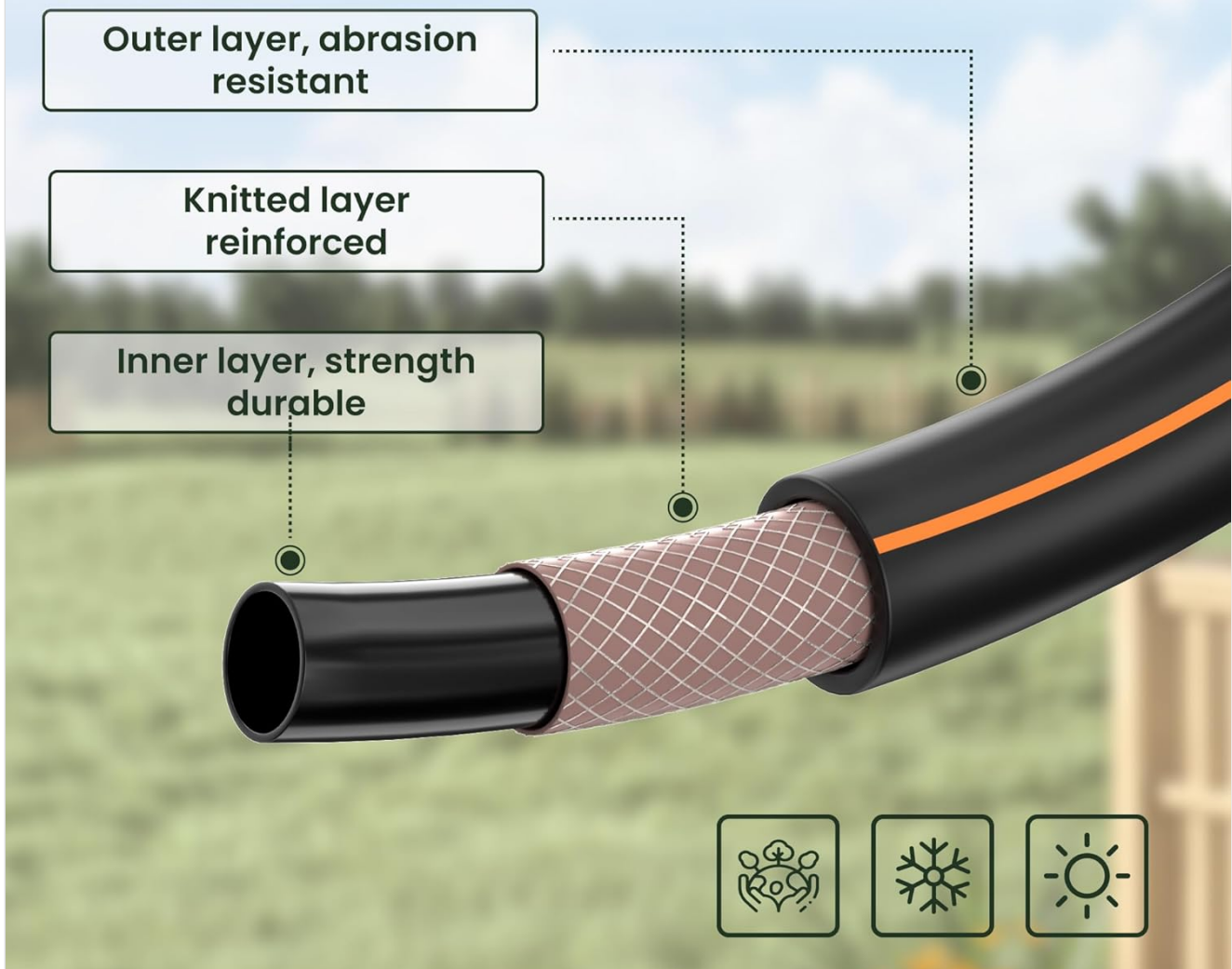


Image: Detailed view of the hose's three-layer construction for durability.

## 3.2 Winter Storage

Before freezing temperatures, disconnect the hose reel from the water source and drain all water from the hose and reel. The reel can be easily removed from its wall bracket using the quick-release system for indoor storage to prevent damage from frost.

## 4. TROUBLESHOOTING

Problem	Possible Cause	Solution
Hose does not retract fully.	Hose is kinked or tangled inside the reel.	Pull out the entire hose length, then slowly guide it back into the reel, ensuring it winds evenly.
Hose leaks at connections.	Loose connections or worn washers.	Tighten all connections. Replace washers if necessary.

Problem	Possible Cause	Solution
Water pressure is low.	Partially closed water source or kinked hose.	Ensure the water source is fully open. Check the hose for kinks or obstructions.
Hose does not lock at desired length.	Locking mechanism obstruction or malfunction.	Ensure the hose is pulled out smoothly. If the issue persists, contact customer support.

## 5. SPECIFICATIONS

---

Feature	Detail
Brand	Giraffe Tools
Model Number	USAW40-1/2
Hose Length	130 Feet
Hose Diameter	0.5 Inches
Material	Polypropylene (Reel), Hybrid (Hose)
Color	Dark Grey
Item Weight	28.4 Pounds
Installation Type	Wall Mount (Screw In)
Operation Mode	Automatic (Retraction)
Swivel Angle	180 Degrees
Pressure Rating	200 PSI (Working), 600 PSI (Bursting)

## 6. WARRANTY & SUPPORT

---

The Giraffe Tools Retractable Garden Hose Reel comes with a **24-Month Warranty**. For timely solutions and friendly customer support, please contact Giraffe Tools directly. We are committed to resolving all your problems professionally.

For assistance, please visit the [Giraffe Tools Store on Amazon](#) or refer to the contact information provided in your product packaging.