

awei Y900

awei Y900 Mini Portable Wireless Bluetooth Speaker Instruction Manual

Model: Y900 | Brand: awei

INTRODUCTION

This manual provides detailed instructions for the safe and efficient use of your awei Y900 Mini Portable Wireless Bluetooth Speaker. Please read this manual thoroughly before operating the device and retain it for future reference.

PACKAGE CONTENTS

- awei Y900 Mini Portable Wireless Bluetooth Speaker
- USB Charging Cable
- User Manual (this document)

PRODUCT OVERVIEW

Familiarize yourself with the speaker's components and controls.



Image 1: Front view of the awei Y900 Mini Portable Wireless Bluetooth Speaker, showing the speaker grille and 'awei' logo.



Image 2: Side view of the awei Y900 speaker, highlighting the control buttons (power, volume/track, play/pause), ON/OFF switch, TF card slot, and DC 5V charging port.

Controls and Ports:

- **Power Button:** Press and hold to power on/off.

- **Play/Pause Button:** Controls media playback and answers/ends calls.
- **Volume Up/Next Track Button:** Short press for next track, long press for volume up.
- **Volume Down/Previous Track Button:** Short press for previous track, long press for volume down.
- **ON/OFF Switch:** Main power switch.
- **TF Card Slot:** For playing music directly from a MicroSD card.
- **DC 5V Charging Port:** Micro USB port for charging the speaker.
- **AUX Port:** For wired audio input.

SETUP

1. Charging the Speaker

1. Connect the provided USB charging cable to the DC 5V port on the speaker.
2. Connect the other end of the USB cable to a USB power adapter (5V/1A recommended) or a computer's USB port.
3. The charging indicator light will illuminate (color may vary) during charging and turn off or change color when fully charged.
4. Allow approximately 2-3 hours for a full charge.

2. Powering On/Off

- **To Power On:** Slide the ON/OFF switch to the 'ON' position. The speaker will emit an audible prompt and enter Bluetooth pairing mode.
- **To Power Off:** Slide the ON/OFF switch to the 'OFF' position. The speaker will emit an audible prompt and power down.

3. Bluetooth Pairing

1. Ensure the speaker is powered on and in Bluetooth pairing mode (indicated by a flashing LED light).
2. On your mobile device (smartphone, tablet, computer), enable Bluetooth.
3. Search for available Bluetooth devices. You should see "awei Y900" in the list.
4. Select "awei Y900" to connect. Once paired, the speaker will emit a confirmation sound, and the LED indicator will stop flashing and remain solid.
5. If prompted for a password, enter "0000".

OPERATING INSTRUCTIONS

Bluetooth Mode

- **Play/Pause:** Press the Play/Pause button once.
- **Next Track:** Short press the Volume Up/Next Track button.
- **Previous Track:** Short press the Volume Down/Previous Track button.
- **Volume Up:** Long press the Volume Up/Next Track button.
- **Volume Down:** Long press the Volume Down/Previous Track button.
- **Answer/End Call:** Press the Play/Pause button once during an incoming call.
- **Reject Call:** Press and hold the Play/Pause button during an incoming call.

TF Card Mode

- Insert a MicroSD (TF) card with MP3 audio files into the TF card slot.

- The speaker will automatically switch to TF card mode and begin playing music.
- Use the Play/Pause, Next Track, Previous Track, Volume Up, and Volume Down buttons as in Bluetooth mode.

AUX Mode (Wired Connection)

- Connect one end of a 3.5mm audio cable (not included) to the AUX port on the speaker.
- Connect the other end to the audio output jack of your device (e.g., smartphone, MP3 player).
- The speaker will automatically switch to AUX mode. Control playback and volume from your connected device.

MAINTENANCE

- **Cleaning:** Use a soft, dry cloth to clean the speaker's surface. Do not use abrasive cleaners or solvents.
- **Storage:** Store the speaker in a cool, dry place away from direct sunlight and extreme temperatures.
- **Water Exposure:** This speaker is not waterproof. Avoid exposure to water or excessive moisture.
- **Battery Care:** To prolong battery life, fully charge the speaker before first use and recharge it at least once every three months if not in regular use.

TROUBLESHOOTING

Problem	Possible Cause	Solution
Speaker does not power on.	Low battery or power switch is off.	Charge the speaker fully. Ensure the ON/OFF switch is in the 'ON' position.
Cannot pair via Bluetooth.	Speaker is not in pairing mode, Bluetooth is off on device, or too far from device.	Ensure speaker is powered on and flashing (pairing mode). Turn Bluetooth off and on again on your device. Move device closer to speaker (within 10 meters).
No sound.	Volume too low, incorrect mode, or device not playing.	Increase speaker and device volume. Ensure correct mode (Bluetooth, TF, AUX) is active. Check if music is playing on the connected device.
Sound distortion.	Volume too high, low battery, or interference.	Reduce volume on both speaker and device. Charge the speaker. Move away from sources of interference (e.g., Wi-Fi routers, other Bluetooth devices).

SPECIFICATIONS

- **Model:** Y900
- **Brand:** awei
- **Connectivity Technology:** Wireless (Bluetooth)
- **Speaker Type:** Bluetooth Speaker
- **Nominal Output:** 10 Watts
- **Audio Output Mode:** Stereo







- **Frequency Response:** 20 GHz
- **Special Features:** Bluetooth, Portable, Wireless, Noise Reduction Mic, Support TF Card / AUX
- **Package Dimensions:** 17.7 x 9.8 x 5.6 cm
- **Product Weight:** 320 g

WARRANTY AND SUPPORT

For warranty information and technical support, please refer to the warranty card included with your purchase or contact awei customer service through their official website or authorized distributors. Keep your proof of purchase for warranty claims.

© 2023 awei. All rights reserved.

Related Documents - Y900

	AWEI T29 ANC Smart Touch True Wireless ANC Earbuds User Manual Comprehensive user manual for the AWEI T29 ANC Smart Touch True Wireless ANC Earbuds, covering features, usage, specifications, safety, and after-sales service. Learn how to pair, operate, and maintain your AWEI T29 ANC earbuds.
	Awei T28 Pro Wireless Earbuds User Manual User manual for Awei T28 Pro TWS wireless earbuds, covering setup, pairing, features, specifications, and safety precautions.
	AWEI T88 True Wireless Bluetooth Earbuds User Manual Comprehensive user manual for the AWEI T88 True Wireless Bluetooth Earbuds, covering setup, operation, features, specifications, safety, and warranty information.
	Awei T36 TWS Wireless Earbuds User Manual and Specifications Comprehensive user manual for Awei T36 TWS wireless earbuds, covering setup, operation, features, technical specifications, safety precautions, warranty, and disposal guidelines.
	AWEI AT7 Wireless Headphones User Manual and Specifications Comprehensive user manual for AWEI AT7 Wireless Headphones, covering setup, features, specifications, safety guidelines, and after-sales service.
	Awei T29 Pro Wireless Earbuds User Manual User manual for the Awei T29 Pro True Wireless Stereo (TWS) earbuds, covering setup, pairing, operation, features, specifications, safety precautions, and warranty information.

Documents - awei – Y900

no relevant documents