

Walker Edison W60JLYNDW

Walker Edison Modern Wood TV Stand with Record Storage, 60 Inch, Dark Walnut (Model W60JLYNDW)

Instruction Manual

PRODUCT OVERVIEW

This manual provides detailed instructions for the assembly, operation, and maintenance of your Walker Edison Modern Wood TV Stand with Record Storage. Designed to accommodate TVs up to 65 inches, this media stand offers versatile storage solutions for your living space.



Figure 1: Walker Edison Modern Wood TV Stand (Model W60JLYNDW)

SAFETY INFORMATION

WARNING: Always unplug and disconnect all power cords before assembly. Keep hands and fingers away from moving parts during assembly. Be cautious of exposed cords and wires during use. Always follow the assembly instructions carefully to avoid injury.

SETUP AND ASSEMBLY

The Walker Edison Modern Wood TV Stand requires assembly. Detailed assembly instructions are included with the product packaging. Please ensure all parts are present before beginning assembly.

Pre-Assembly Checklist:

- Verify all hardware and components are present according to the included parts list.
- Ensure you have the necessary tools (e.g., screwdriver, hammer) as specified in the assembly guide.
- Clear a spacious, clean area for assembly to prevent damage to the product or flooring.

Assembly Tips:

- Follow the step-by-step instructions provided in the separate assembly manual.
- Do not overtighten screws, as this may damage the material.
- Seek assistance if needed, especially for lifting heavier components.

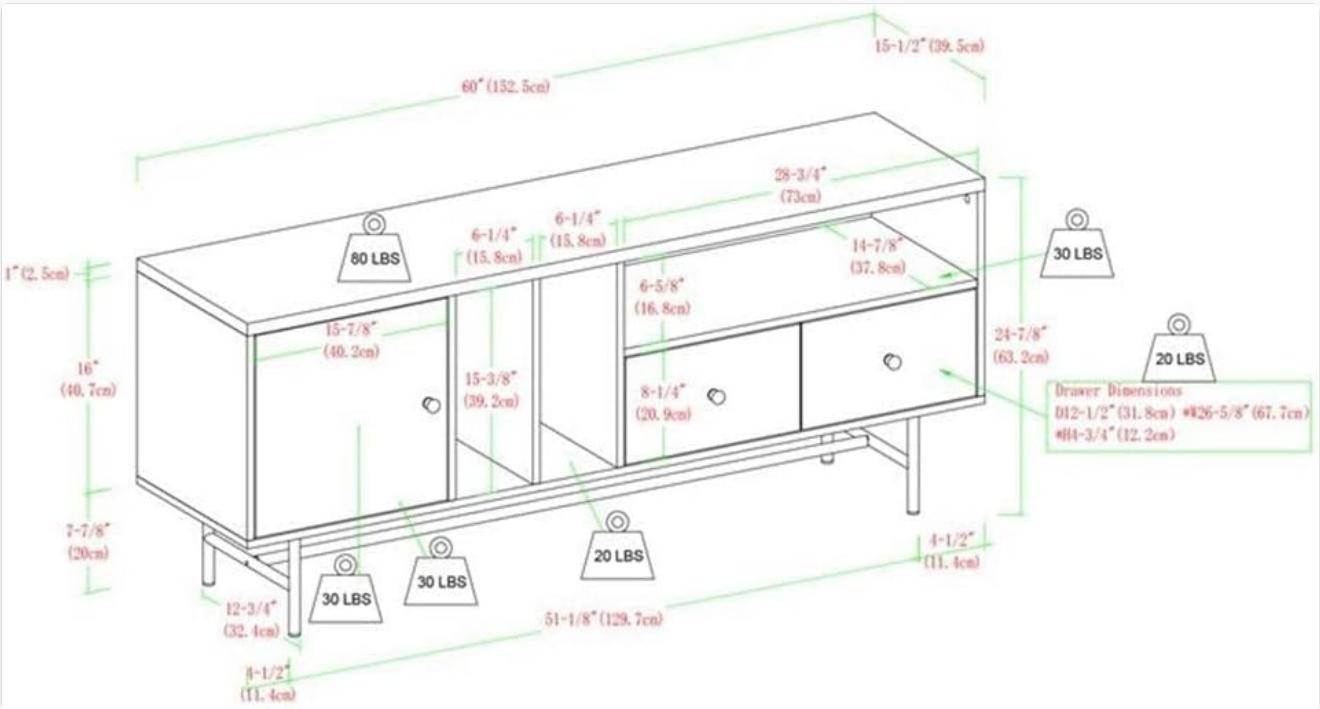


Figure 2: Product Dimensions and Weight Capacities

OPERATING AND USAGE

This TV stand is designed to accommodate televisions up to 65 inches. It features a combination of open and closed storage options to help organize your media devices, records, and other items.

Storage Features:

- **Closed Cabinet:** One door with adjustable metal hinges provides concealed storage.
- **Vertical Cubbies:** Two vertical cubbies are ideal for storing records or taller books.
- **Open Shelf:** A horizontal open cubby includes cord management holes for media devices like gaming

consoles or cable boxes.

- **Drawers:** Two drawers offer additional closed storage for smaller accessories.

Cable Management:

The stand includes integrated cable management features to help route and conceal power cords and audio/video cables, maintaining a tidy appearance.



Figure 3: Rear Panel with Cable Management Openings

Your browser does not support the video tag.

Video 1: Overview of the Walker Edison Modern Wood TV Stand with Record Storage, showcasing its design and features.

MAINTENANCE AND CARE

To ensure the longevity and appearance of your TV stand, follow these care guidelines:

- **Cleaning:** Wipe surfaces with a soft, damp cloth. Avoid using harsh chemicals, abrasive cleaners, or polishes that may damage the finish.
- **Spills:** Immediately wipe up any spills to prevent staining or water damage.
- **Heat and Moisture:** Protect the surface from direct heat sources and excessive moisture. Use coasters under beverages.
- **Sunlight:** Avoid prolonged exposure to direct sunlight, which can cause fading or discoloration.
- **Stability:** Periodically check and tighten all hardware to ensure the stand remains stable.

TROUBLESHOOTING

If you encounter any issues with your TV stand, please refer to the following common solutions:

- **Instability/Wobbling:** Ensure all screws and fasteners are securely tightened. Verify the stand is on a level surface.
- **Drawer/Door Misalignment:** Check the assembly of the drawer slides and door hinges. Adjust as necessary according to the assembly instructions.
- **Damaged Parts:** If any parts were damaged during shipping or assembly, please contact Walker Edison customer support for assistance.

SPECIFICATIONS

Feature	Detail
Brand	Walker Edison
Model Number	W60JLYNDW
Product Dimensions	15.5"D x 60"W x 25"H
Item Weight	81 Pounds
Color	Dark Walnut
Material	High-grade MDF, Durable Laminate, Metal
Recommended TV Size	Up to 65 inches
Mounting Type	Floor Mount
Number of Shelves	4 (including open cubbies)
Storage Options	Open and Closed
UPC	840035329383

WARRANTY INFORMATION

Warranty details for the Walker Edison Modern Wood TV Stand are typically provided with the product packaging or can be obtained directly from the manufacturer or retailer at the time of purchase. Please retain your proof of purchase for any warranty claims.





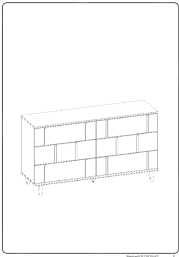
CUSTOMER SUPPORT

For further assistance, missing parts, or any inquiries regarding your Walker Edison product, please contact Walker Edison customer support.

You can visit the official Walker Edison store for more information:[Walker Edison Store](#)



Related Documents - W60JLYNDW

 <p>Item #: W70CSGD Assembly Instructions</p> <p>Walker Edison © Walker Edison Furniture Company, LLC. All rights reserved.</p>	<p>Walker Edison W70CSGD TV Stand Assembly Instructions</p> <p>Detailed assembly instructions for the Walker Edison W70CSGD TV Stand, including parts list, hardware list, and step-by-step guidance for building your furniture.</p>
 <p>Item #: W584DHDHB Assembly Instructions Instructions de montage</p> <p>Walker Edison © Walker Edison Furniture Company, LLC. All rights reserved.</p>	<p>Walker Edison W584DHDHB Assembly Instructions Furniture Setup Guide</p> <p>Detailed assembly instructions for the Walker Edison W584DHDHB furniture item. Learn how to assemble your new cabinet with clear steps, parts list, and hardware guide. Includes general assembly tips for this Dark Walnut Classic Glass Door Universal TV Stand.</p>
 <p>Item #: W58BDSD Item #: W58BDSD Assembly Instructions Instructions de montage</p> <p>Walker Edison © Walker Edison Furniture Company, LLC. All rights reserved.</p>	<p>Walker Edison W58BDSD Assembly Instructions for Modern Farmhouse TV Stand</p> <p>Step-by-step assembly instructions for the Walker Edison W58BDSD TV Stand, featuring a modern farmhouse design with double barn doors. Includes detailed parts list, hardware list, and assembly guidance for a smooth setup.</p>
 <p>WALKER EDISON Adair - 70" Sloane Adair Solid Wood TV Stand SKU: W70ADR2D © Walker Edison</p> <p>For Residential Use Only</p> <p>Walker Edison © Walker Edison Furniture Company, LLC. All rights reserved.</p>	<p>Walker Edison Adair 70" Sloane Adair Solid Wood TV Stand Assembly Instructions</p> <p>Detailed assembly instructions for the Walker Edison Adair 70" Sloane Adair Solid Wood TV Stand (SKU: W70ADR2D). Includes parts list, hardware list, and step-by-step guidance for easy setup.</p>
 <p>Walker Edison © Walker Edison Furniture Company, LLC. All rights reserved.</p>	<p>Walker Edison Bronx 6-Drawer Dresser Assembly Guide</p> <p>Comprehensive assembly guide for the Walker Edison Bronx 6-Drawer Dresser, featuring estimated assembly time, required tools, safety warnings, detailed step-by-step instructions, and parts lists for a successful setup.</p>



[Walker Edison AF32ALXD Modern Farmhouse Sliding Barn Door Accent Console Assembly Instructions](#)

Comprehensive assembly guide for the Walker Edison AF32ALXD Modern Farmhouse Sliding Barn Door Accent Console. Includes parts list, hardware list, step-by-step instructions, and detailed textual descriptions of diagrams.