

Manuals+

[Q & A](#) | [Deep Search](#) | [Upload](#)

[manuals.plus](#) /

› [LEVOIT](#) /

› [LEVOIT Core P350-P Pet Care Air Purifier User Manual](#)

LEVOIT Core P350

LEVOIT Core P350-P Pet Care Air Purifier User Manual

Model: Core P350-P | Brand: LEVOIT

INTRODUCTION

The LEVOIT Core P350-P Pet Care Air Purifier is designed to improve indoor air quality, specifically targeting pet-related allergens and odors. This manual provides essential information for the safe and effective operation, maintenance, and troubleshooting of your air purifier.


IMPORTANT SAFETY INFORMATION

Please read and follow all safety instructions before using this appliance to prevent fire, electric shock, or injury.

- Always place the air purifier on a firm, flat surface.
- Keep the appliance away from heat sources and direct sunlight.
- Do not block air openings.
- Do not use in wet or humid environments.
- Unplug the air purifier before moving, cleaning, or performing any maintenance.
- This appliance is not intended for use by persons (including children) with reduced physical, sensory or mental capabilities, or lack of experience and knowledge, unless they have been given supervision or instruction concerning use of the appliance by a person responsible for their safety.
- Do not use chemical sprays or liquids near the air purifier. The Core P350-P does not use ions to purify the air, ensuring safety from harmful particle exposure.

PRODUCT OVERVIEW

Familiarize yourself with the components of your LEVOIT Core P350-P Air Purifier.



levoit·pet



The LEVOIT Core P350-P Air Purifier in gray, featuring a sleek cylindrical design with a perforated lower section for air intake.

Pet Lock

Sit back and relax while your pets and children play, knowing they can't tamper with air purifier settings while Pet Lock is turned on.



Close-up of the control panel on the LEVOIT Core P350-P, highlighting the Pet Lock icon, which prevents accidental changes to settings by children or pets.

Control Panel Functions:

- **Power Button:** Turns the unit on/off.
- **Fan Speed Button:** Adjusts fan speed (Low, Medium, High).
- **Sleep Mode Button:** Activates ultra-quiet operation (24dB) with dimmed display.
- **Timer Button:** Sets operation timer (2H, 4H, 8H, 12H).
- **Pet Lock Button:** Engages/disengages the child/pet lock function.
- **Filter Reset Indicator:** Lights up when filter replacement is needed.

SETUP

Follow these steps to set up your air purifier for the first time.

1. **Unpack the Air Purifier:** Carefully remove the air purifier and all its components from the packaging. Ensure all packing materials are removed.

2. **Remove Filter Packaging:** Turn the air purifier upside down and twist the base counter-clockwise to unlock. Remove the pre-installed 3-Stage Pet Allergy Filter and remove any plastic packaging from the filter.
3. **Reinstall Filter:** Place the filter back into the air purifier with the pull tabs facing up.
4. **Secure Base:** Replace the base and twist clockwise to lock it securely.
5. **Placement:** Place the air purifier on a flat, stable surface in the desired room. Ensure there is at least 6 inches (15 cm) of clearance on all sides for optimal airflow.
6. **Plug In:** Plug the power cord into a grounded electrical outlet.

OPERATING INSTRUCTIONS

Learn how to use the various functions of your LEVOIT Core P350-P Air Purifier.

Turning On/Off:

- Press the **Power Button** to turn the air purifier on or off.

Adjusting Fan Speed:

- Press the **Fan Speed Button** repeatedly to cycle through fan speeds: Low, Medium, High.
- Higher fan speeds will purify air more quickly but will produce more noise.

Sleep Mode:

- Press the **Sleep Mode Button** to activate Sleep Mode. In this mode, the display indicators will dim to half-brightness, and the fan will operate at a whisper-quiet 24dB.
- Press any button (except Power) to exit Sleep Mode.

Maximum Performance Minimum Disturbance

24dB

Whisper-quiet



The LEVOIT Core P350-P operates at a quiet 24dB in Sleep Mode, ensuring minimal disturbance for both you and your pets.

Setting a Timer:

- Press the **Timer Button** repeatedly to select a timer duration: 2 hours, 4 hours, 8 hours, or 12 hours.
- The air purifier will automatically turn off once the timer expires.

Pet Lock Function:

- Press and hold the **Pet Lock Button** for 3 seconds to activate or deactivate the Pet Lock.
- When activated, the control panel buttons will be disabled to prevent accidental changes by children or pets.

Air Purification Performance:

The Core P350-P is designed for efficient air purification, especially in pet-friendly homes. It can purify 217 sq ft in approximately 12.5 minutes.

Cleaner Air, Right Meow



12.5min

purifies a 217 ft² room

140 CFM

Smoke CADR

145 CFM

Dust CADR

165 CFM

Pollen CADR

4.8X**

ACH*(Air changes per hour)




*ACH(Air Change Per Hour) means how many times per hour your air purifier will filter the entire volume of air in a specific room assuming 8 ft ceilings

** The ideal effective ACH recommended by the EPA, DOE, and AHAM.

Visual representation of the LEVOIT Core P350-P's air purification capabilities, including CADR ratings for smoke, dust, and pollen, and its ability to purify a 217 sq ft room in 12.5 minutes.

AHAM Certified for Reliable Air Purification

Space size	Time to clean air	ACH*
217 ft ²	12.5 min	4.8 ACH** 
263 ft ²	15 min	4 ACH
350 ft ²	20 min	3 ACH
525 ft ²	30min	2 ACH
1050 ft ²	60min	1 ACH

*ACH(Air Change Per Hour) means how many times per hour your air purifier will filter the entire volume of air in a specific room assuming 8 ft ceilings.

** The ideal effective ACH recommended by the EPA, DOE, and AHAM.

Table detailing AHAM certified space sizes, time to clean air, and Air Changes Per Hour (ACH) for various room sizes, demonstrating the purifier's efficiency.

MAINTENANCE

Regular maintenance ensures optimal performance and extends the lifespan of your air purifier.

Filter System:

The Core P350-P utilizes a 3-in-1 filtration system:

- **Fine Non-Woven Fabric Pre-Filter:** Captures large particles like pet fur, hair, dust, and lint.
- **Efficient Middle Filter:** Traps fine dust, pet dander, smoke particles, and pollen.
- **Efficient Activated Carbon Filter:** Neutralizes fumes, smoke, VOCs, and odors, especially pet odors and litter box smells, with over 92% deodorization rate due to ARC Formula technology.


High-Activated Carbon Eliminates Odors, Paw-manently

2X

More Carbon*

95%

Ammonia Removal Rate**



**Compared to Levoit original filter.*

***Internally tested.*

An illustration highlighting the high-activated carbon filter's ability to eliminate odors, showing a 95% ammonia removal rate.



More Carbon, Better Filtration

Enhanced with the exclusive ARC Formula™, the Efficient Activated Carbon Filter helps absorb unwanted odors from litter boxes, pets and more.

90 grams of Carbon

A visual explaining the ARC Formula technology and how the activated carbon filter absorbs unwanted odors, indicating 90 grams of carbon for enhanced filtration.

Combat Allergies

Efficient Middle Filter traps pet dander, dust, pollen, and more, providing a healthier space for you and your four-legged friends.

An image illustrating the efficient middle filter, designed to trap pet dander, dust, pollen, and other allergens, contributing to a healthier environment.

Ah-choose! an Allergy-Free Home

At Least 99.97%*

Filtration rate of pet dander,
dust mites, and pollen*.



**99.97% filtration efficiency for 0.1–0.3µm
airborne particulates, including pollen,
dust, and pet dander.*

A woman and her golden retriever enjoying a clean, allergy-free home, demonstrating the product's effectiveness in filtering pet dander, dust mites, and pollen with a 99.97% filtration rate.

Filter Replacement:

Filters should be replaced every 6–8 months, depending on usage and air quality. The Filter Reset Indicator will illuminate when it's time to replace the filter.

1. Unplug the air purifier.
2. Turn the unit upside down and twist the base counter-clockwise to unlock.
3. Remove the old filter. Dispose of it properly.
4. Insert a new LEVOIT Core P350-RF replacement filter (search for "Core P350-RF" to find official filters).
5. Replace the base and twist clockwise to lock.
6. Plug in the air purifier.
7. Press and hold the **Filter Reset Button** for 3 seconds until the indicator light turns off.

Look for Filters With the Levoit Certified Genuine Badge



Get Levoit for Your Levoit

1
Perfect Fit

2
No Unwanted
Odors

3
Advanced
Sealing

4
High-Efficiency
Filtration Materials



The "100% Levoit Genuine" badge, indicating that using official replacement filters ensures perfect fit, no unwanted odors, advanced sealing, and high-efficiency filtration materials.

TROUBLESHOOTING

If you encounter any issues with your air purifier, refer to the following common problems and solutions.

Problem	Possible Cause	Solution
Air purifier does not turn on.	Not plugged in; power outlet not working; Pet Lock activated.	Ensure power cord is securely plugged in. Try a different outlet. Deactivate Pet Lock by pressing and holding the Pet Lock button for 3 seconds.
Airflow is significantly reduced.	Filter is dirty or clogged; air intake/outlet blocked.	Check and replace the filter if necessary. Ensure no objects are blocking the air intake or outlet.

Problem	Possible Cause	Solution
Unusual noise.	Filter not installed correctly; foreign object inside.	Ensure the filter is seated properly. Unplug and check for any foreign objects inside the unit.
Odor persists or is not reduced.	Filter needs replacement; room size too large.	Replace the filter. Ensure the air purifier is appropriately sized for the room (217 sq ft recommended for optimal performance).







SPECIFICATIONS

Feature	Detail
Model Number	Core P350
Color	Gray
Product Dimensions (D x W x H)	8.7" x 8.7" x 14.2"
Recommended Floor Area	Up to 219 Square Feet
Noise Level	24 dB (Sleep Mode)
Particle Retention Size	0.3 Micron
Controller Type	Button Control
Wattage	56 watts
Item Weight	7.5 pounds
Care Instructions	Filters should be replaced every 6–8 months
Included Components	1 x Pet Care Air Purifier, 1 x 3-Stage Pet Allergy Filter (Pre-Installed), 1 x User Manual, 1 x Quick Start Guide

WARRANTY AND SUPPORT

LEVOIT is dedicated to delivering premium quality and friendly customer support. For warranty information, product registration, or any questions and feedback, please refer to the official LEVOIT website or contact their customer support directly. Your satisfaction is their priority.

For further assistance, you may visit the [LEVOIT Store on Amazon](#).

 <p>Levoit-pet USER MANUAL Pet Care True HEPA Air Purifier Model Core P350-RAC</p>	<p>Levoit Core P350-RAC Pet Care True HEPA Air Purifier User Manual</p> <p>User manual for the Levoit Core P350-RAC Pet Care True HEPA Air Purifier. Learn about its features, setup, operation, maintenance, and troubleshooting for effective pet dander and odor removal.</p>
 <p>Levoit-pet USER MANUAL Levoit Core® P350-P Pet Care Air Purifier</p>	<p>Levoit Core P350-P Pet Care Air Purifier User Manual</p> <p>Comprehensive user manual for the Levoit Core P350-P Pet Care Air Purifier. Learn about setup, operation, maintenance, troubleshooting, and warranty information.</p>
 <p>Levoit-pet USER MANUAL Pet Care True HEPA Air Purifier Model Core P350</p>	<p>Levoit Pet Care True HEPA Air Purifier User Manual - Model Core P350</p> <p>User manual for the Levoit Core P350 Pet Care True HEPA Air Purifier. Learn about its features, operation, maintenance, and troubleshooting for effective pet allergen and odor removal.</p>
 <p>Levoit USER MANUAL True HEPA Air Purifier Model Vital 100 Series</p>	<p>Levoit Vital 100 Air Purifier User Manual and Guide</p> <p>Comprehensive guide to the Levoit Vital 100 Air Purifier, featuring HEPA filtration for allergies, smoke, dust, and pollen. Learn about its quiet operation, odor elimination, and suitability for bedrooms and pet owners.</p>
 <p>Levoit-pet USER MANUAL Pet Care True HEPA Air Purifier Model Core P350</p>	<p>Levoit Core P350 Pet Care True HEPA Air Purifier User Manual</p> <p>User manual for the Levoit Core P350 Pet Care True HEPA Air Purifier, providing setup instructions, operation guides, maintenance tips, and troubleshooting for optimal air purification.</p>
 <p>Levoit USER MANUAL Core 300 Series Core 300-P Series Air Purifier Models Core 300, Core 300-PAC</p>	<p>Levoit Core 300 Series Air Purifier User Manual</p> <p>User manual for the Levoit Core 300 and Core 300-P series air purifiers. Includes safety information, setup instructions, operating guide, filter details, maintenance, troubleshooting, and warranty information.</p>

