

Manuals+

[Q & A](#) | [Deep Search](#) | [Upload](#)

[manuals.plus](#) /

› [Feit Electric](#) /

› [Feit Electric Smart Wi-Fi LED Bulb OM60/RGBW/CA/AG/3 Instruction Manual](#)

Feit Electric OM60/RGBW/CA/AG/3

Feit Electric Smart Wi-Fi LED Bulb OM60/RGBW/CA/AG/3 Instruction Manual

Your guide to installing, operating, and troubleshooting your new Feit Electric Smart Wi-Fi LED Bulbs.

INTRODUCTION

Welcome to the world of smart lighting with your new Feit Electric Smart Wi-Fi LED Bulbs. These bulbs offer advanced features including RGB color changing, tunable white light, dimming capabilities, and seamless control via the Feit Electric app, Alexa, or Google Assistant. This manual will guide you through the setup process and help you maximize your smart lighting experience.

PRODUCT OVERVIEW

Key Features

- **Wi-Fi Enabled:** Control your bulbs from anywhere using the Feit Electric app (2.4 GHz Wi-Fi network required).
- **Voice Control:** Compatible with Alexa and Google Home Assistant for hands-free operation.
- **Color Changing & Tunable White:** Choose from millions of colors and adjust white light from soft white to daylight.
- **Dimmable:** Adjust brightness levels to suit any mood or activity.
- **Scheduling & Grouping:** Set routines, create groups for multiple bulbs, and customize scenes.
- **Energy Efficient:** 9W LED (60W equivalent) with a long lifespan of 25,000 hours.

Package Contents

- Feit Electric Smart Wi-Fi LED Bulbs (3-pack)
- Instruction Manual



Image: The Feit Electric Smart Wi-Fi LED Bulb 3-pack, showing the product packaging and an illuminated bulb demonstrating its color-changing capabilities.

IMPORTANT SAFETY INFORMATION

Please read and understand all safety instructions before installing or using your Feit Electric Smart Wi-Fi LED Bulbs. Failure to do so may result in fire, electric shock, or other hazards.

- **Risk of Electric Shock:** Do not use with wet hands or in wet locations.
- **Indoor Use Only:** These bulbs are designed for indoor use in dry locations.
- **Not for Emergency Exits:** Not intended for use with emergency exit fixtures or emergency lights.
- **Dimmer Compatibility:** Not for use with standard dimmers. Dimmable only via the Feit Electric app or compatible voice assistants.
- **Operating Temperature:** Ensure the operating environment is within the specified temperature range.
- **Power Off Before Installation:** Always turn off the power to the fixture before installing or removing the bulb.
- **Proper Disposal:** Dispose of bulbs according to local regulations.

INSTALLATION AND SETUP

Step 1: Physical Installation

1. Ensure the power to the light fixture is turned **OFF** at the switch before installation.
2. Carefully screw the Feit Electric Smart Wi-Fi LED Bulb into a standard E26 medium base socket.
3. Turn the power **ON** at the switch. The bulb should blink rapidly, indicating it is in pairing mode. If it does not blink, turn the bulb off for 1 second and on for 2 seconds, repeating this 3 times.

Step 2: Download the Feit Electric App

Download the Feit Electric app on your smartphone or tablet. Search for "Feit Electric" in the Apple App Store or Google Play Store, or scan the QR code on the product packaging.

[Download on the App Store](#)

[Get it on Google Play](#)

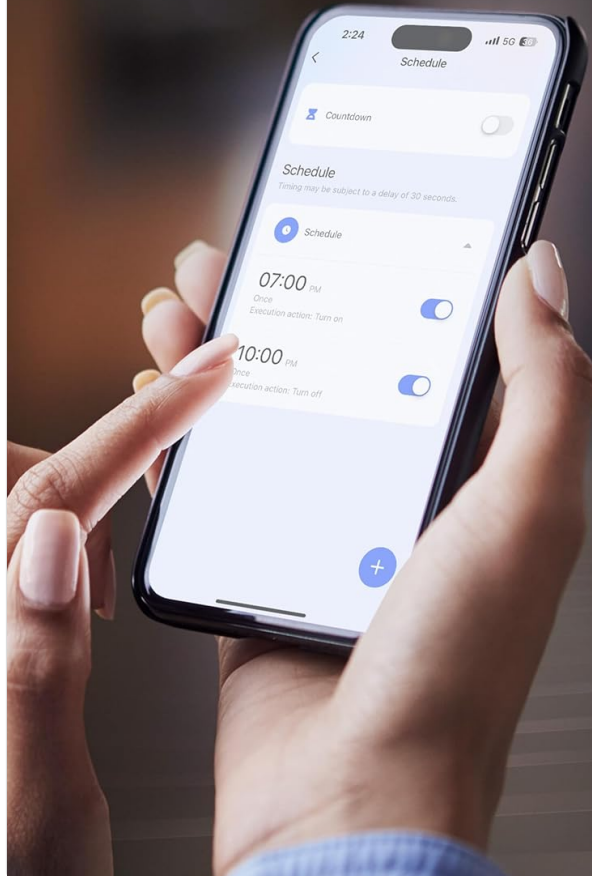
Follow the in-app instructions to create an account or log in.

Step 3: Connect to Wi-Fi

1. Open the Feit Electric app and tap the **+** icon in the top right corner to add a device.
2. Select "Lighting" and then "Light Source (Wi-Fi)".
3. Confirm that your bulb is blinking rapidly. If not, reset it by turning it off for 1 second and on for 2 seconds, repeating 3 times.
4. Enter your 2.4 GHz Wi-Fi network name and password. *Note: The bulbs only support 2.4 GHz Wi-Fi networks.*
5. The app will begin pairing with your bulb. Once connected, you can rename your bulb for easier control.

Intuitive App Control

Turn ON/OFF and manage with your smartphone



Remote Access



Grouping



Dimming



Voice Control



Scheduling



Device Sharing

Image: A smartphone screen showing the Feit Electric app interface, demonstrating scheduling features for smart bulbs.

Match Your Mood

Choose from millions of colors
or different shades of white



Image: A smartphone screen showing the Feit Electric app with a color wheel, allowing users to select from millions of colors for their smart bulb.

OPERATING YOUR SMART BULB

Basic Controls (App)

- **On/Off:** Tap the bulb icon in the app to turn it on or off.
- **Dimming:** Use the brightness slider in the app to adjust the light intensity from 1% to 100%.

Color Changing and Tunable White

- **Color Selection:** In the app, navigate to the color section to choose from a spectrum of millions of colors.
- **Tunable White:** Adjust the white light temperature from warm soft white (2700K) to cool daylight (6500K) to suit your preference.

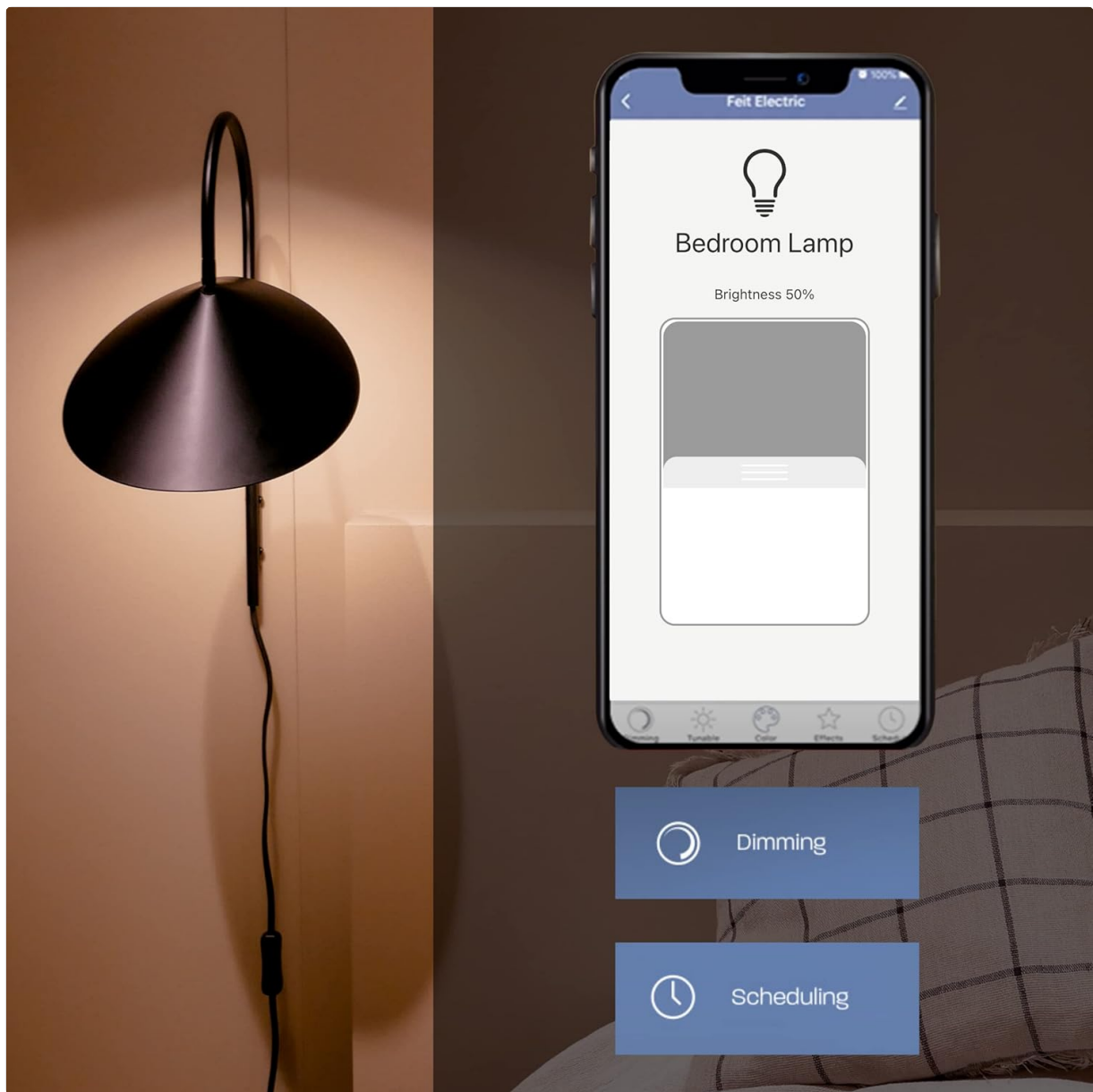


Image: A smartphone displaying the Feit Electric app with options for dimming and scheduling, positioned next to a wall-mounted lamp.




Image: A room interior bathed in a vibrant blue light from a smart bulb, demonstrating the color-changing capability.

Voice Control

Integrate your Feit Electric Smart Bulbs with Amazon Alexa or Google Assistant for convenient voice control.

1. Ensure your smart bulb is connected to the Feit Electric app.
2. Open the Alexa or Google Home app and enable the "Feit Electric" skill/service.
3. Link your Feit Electric account when prompted.
4. Discover devices. Once discovered, you can use voice commands such as:
 - "Alexa, turn on the living room light."
 - "Hey Google, dim the bedroom light to 50%."
 - "Alexa, change the kitchen light to blue."

Voice Control

Works with Alexa or Hey Google
when connected through your Feit app



Image: An Amazon Echo Dot device alongside logos for Feit Electric and Google Home, illustrating compatibility with voice assistants.

Scheduling and Grouping

- **Schedules:** Set specific times for your lights to turn on/off, dim, or change color. Access this feature in the Feit Electric app's "Schedule" section.
- **Groups:** Combine multiple bulbs into a single group (e.g., "Living Room Lights") to control them simultaneously. This is managed in the app's "Groups" section.
- **Scenes:** Create custom lighting presets for different activities or moods (e.g., "Movie Night," "Reading").



Image: A smartphone screen showing the Feit Electric app's scheduling interface, allowing users to set automated routines for their smart lights.

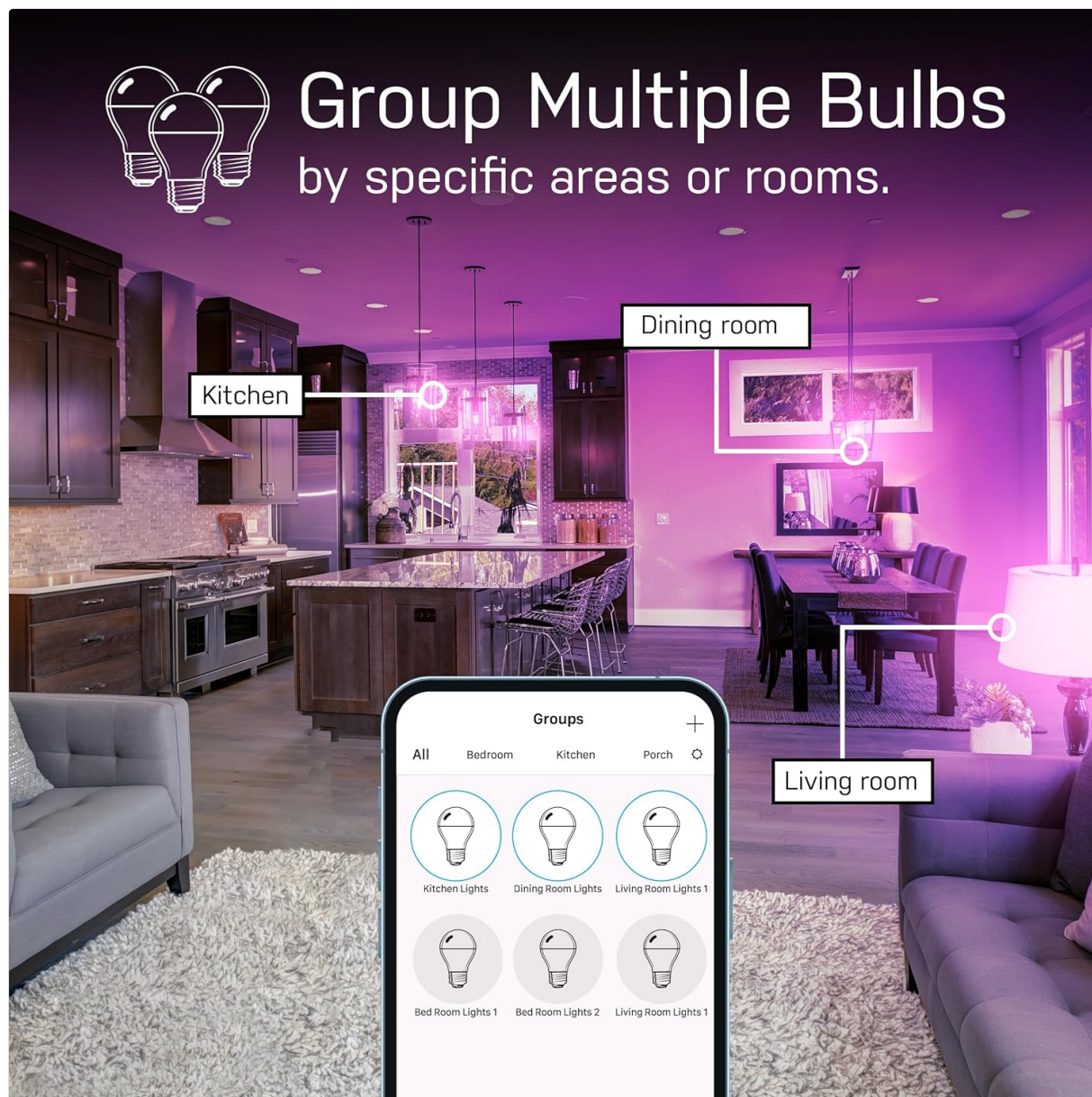


Image: The Feit Electric app interface demonstrating how multiple smart bulbs can be grouped and controlled by specific areas or rooms, such as the Kitchen, Dining Room, and Living Room.

CARE AND MAINTENANCE

- **Cleaning:** Ensure the bulb is off and cool before cleaning. Wipe with a soft, dry cloth. Do not use liquid or abrasive cleaners.
- **Replacement:** These LED bulbs have a long lifespan. When replacement is necessary, ensure power is off before unscrewing the old bulb and installing a new one.
- **Storage:** If storing bulbs, keep them in a cool, dry place away from direct sunlight and extreme temperatures.

TROUBLESHOOTING

Problem	Solution
---------	----------


Problem	Solution
Bulb not connecting to Wi-Fi.	<ul style="list-style-type: none"> ◦ Ensure your Wi-Fi network is 2.4 GHz. ◦ Confirm the bulb is blinking rapidly (pairing mode). If not, reset it by cycling power off/on 3 times. ◦ Check your Wi-Fi password for accuracy. ◦ Move the bulb closer to your Wi-Fi router during setup.
Bulb frequently disconnects from Wi-Fi.	<ul style="list-style-type: none"> ◦ Check your Wi-Fi signal strength in the bulb's location. ◦ Ensure your router firmware is up to date. ◦ Avoid placing the bulb near devices that cause interference (e.g., microwaves, cordless phones).
Voice control not working.	<ul style="list-style-type: none"> ◦ Verify that the Feit Electric skill/service is enabled in your Alexa or Google Home app. ◦ Ensure your Feit Electric account is linked. ◦ Check that your voice assistant device is connected to the internet. ◦ Try rediscovering devices in your Alexa or Google Home app.
Bulb is unresponsive in the app.	<ul style="list-style-type: none"> ◦ Check if the light switch is turned on. ◦ Verify your phone has an internet connection. ◦ Try closing and reopening the Feit Electric app. ◦ If the issue persists, try resetting the bulb and re-pairing it.

TECHNICAL SPECIFICATIONS

Specification	Value
Model Number	OM60/RGBW/CA/AG/3
Light Type	LED
Wattage	9 Watts (60W Equivalent)
Brightness	800 Lumens
Color Temperature	2700K - 6500K (Tunable White) + RGB Color Changing
Bulb Shape Size	A19
Bulb Base	E26 Medium
Voltage	120 Volts
Control Method	App, Voice (2.4 GHz Wi-Fi)

Specification	Value
Average Life	25,000 Hours
Indoor/Outdoor Usage	Indoor
Product Dimensions	2.4"W x 4.3"H

Bulb Specifications







-  Color changing
-  Tunable White
-  WATTAGE: 9 W (60W Replacement)
-  BRIGHTNESS: 800 Lumens
-  LIFE HOURS: 25,000
-  BULB SHAPE: A19
-  BASE CODE: MEDIUM E26
-  CRI 90

Image: A visual representation of the bulb's specifications, including physical dimensions and electrical characteristics.

WARRANTY AND CUSTOMER SUPPORT

Warranty Information

This Feit Electric Smart Wi-Fi LED Bulb comes with a one-year warranty. For warranty claims or assistance, please contact Feit Electric customer service.

Customer Support



For 24/7 customer support, visit the Feit Electric help center or contact them directly:



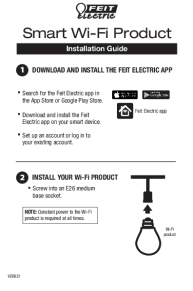

- **Website:** help.feit.com
- **Email:** info@feit.com
- **Toll-Free Phone:** 1-866-326-BULB



Image: Feit Electric customer support information, including a QR code and website link for 24/7 assistance.

Related Documents - OM60/RGBW/CA/AG/3

	<p>Feit Electric Smart Bulb User Guide: Setup for Alexa and Google Home</p> <p>Comprehensive user guide for Feit Electric smart bulbs, detailing setup instructions for Amazon Alexa and Google Assistant, app features, device management, and troubleshooting.</p>
	<p>Feit Electric Smart Home Integration Guide: Alexa and Google Assistant Setup</p> <p>Comprehensive guide to connect Feit Electric smart devices with Amazon Alexa and Google Assistant. Includes step-by-step instructions, voice commands, and system requirements for seamless smart home control.</p>

	<p>Feit Electric App User Guide for Flood Light Security Camera</p> <p>Comprehensive user guide for the Feit Electric App, detailing the setup and operation of the Flood Light Security Camera. Learn how to connect to Wi-Fi, register your device, and utilize features like motion detection, night vision, and two-way communication. Includes instructions for integrating with Siri Shortcuts, Alexa, and Google Assistant.</p>
	<p>Feit Electric Smart Wi-Fi Plug Quick Install Guide</p> <p>This guide provides essential safety instructions, setup steps, and troubleshooting tips for the Feit Electric Smart Wi-Fi Plug (Model: PLUG/NL/WIFI). Learn how to connect your devices and integrate with smart home assistants.</p>
	<p>Feit Electric Smart Wi-Fi Product Installation Guide</p> <p>Step-by-step instructions for installing and setting up Feit Electric Smart Wi-Fi Products using the Feit Electric app, including connecting to Wi-Fi and optional integration with Google Assistant or Alexa.</p>
	<p>FEIT Electric 7.5 Inch Dimmable LED Flat Panel Ceiling Light with Selectable Color - Use and Care Guide 74206/6WYCA</p> <p>Explore the FEIT Electric 7.5 Inch Dimmable White Round Flat Panel Ceiling Light (Model 74206/6WYCA). This guide provides essential use and care instructions, installation steps for junction box and recessed can mounting, and details on selecting color temperature.</p>