

SSK STT01

SSK Portable Foreign Language Translator User Manual

Model: STT01

INTRODUCTION

This manual provides essential information for the proper setup, operation, and maintenance of your SSK Portable Foreign Language Translator (Model STT01). Please read this manual thoroughly before using the device to ensure optimal performance and longevity.



Figure 1: Front and back view of the SSK Portable Foreign Language Translator.

PRODUCT FEATURES

- **Powerful Translation Engine:** Utilizes a reliable translation engine for accurate and instant two-way translations across 86 languages.
- **Two-Way Voice Translation:** Supports real-time translation between source and target languages, facilitating communication in various scenarios.
- **Portable Design:** Features a super mini, lightweight design for easy portability, ideal for business and travel.
- **Long Battery Life:** Equipped with a 950mAh lithium battery, offering 3 to 4 hours of continuous use and up to 120 hours of standby time.
- **Photo Recognition Translation:** Capable of translating text from images, useful for signs and menus.
- **Bluetooth Connectivity:** Connects to your smartphone via Bluetooth (EDR2.1+BLE4.0) for

operation.

Instant Two-Way Language Translation

Helper for study and communication



Figure 2: The SSK translator facilitates communication in diverse environments.

SETUP GUIDE

1. **Charge the Device:** Before first use, ensure the translator is fully charged using the provided charging cable.
2. **Download the SSK Translator App:**
 - For **Android** phones: Go to your phone's "Google Play" store and search for "SSK Translator" to download the app directly.
 - For **iPhone**: Go to your iPhone's "App Store" and search for "SSK Translator" to download the app directly.
3. **Enable Bluetooth:** On your smartphone, enable Bluetooth.
4. **Pair the Translator:** Open the "SSK Translator" app on your smartphone. Follow the in-app instructions to connect the translator via Bluetooth (EDR2.1+BLE4.0). No cumbersome settings or extra SIM cards are needed.
5. **Ensure Internet Connection:** The SSK Translator requires a stable internet connection (Wi-Fi or 4G/5G) on your mobile phone to function. It cannot work independently or perform offline translation.
6. **System Requirements:** Ensure your iPhone runs iOS 7 or above, and Android phones run Android

6.0 or above for normal app operation.



Figure 3: Instructions for downloading the SSK Translator application.

OPERATING INSTRUCTIONS

Device Overview



Figure 4: SSK Translator components and controls.

- **MIC:** Microphone for voice input.
- **Target Language Button:** Press and hold to speak the target language.

- **Source Language Button:** Press and hold to speak the source language.
- **QR Code:** For app download or device pairing.
- **Volume +:** Increase volume.
- **Volume -:** Decrease volume.
- **Power Button:** Power on/off the device.
- **Rope Hole:** For attaching a lanyard.

Basic Translation

1. **Power On:** Press and hold the Power Button to turn on the translator.
2. **Open App:** Ensure the SSK Translator app is open on your paired smartphone and has a stable internet connection.
3. **Select Languages:** In the app, select your desired source and target languages from the available 86 languages. For example, English ↔ Spanish.
4. **Speak:**
 - To speak in the **source language**, press and hold the Source Language Button (e.g., red button). Speak clearly into the microphone. Release the button when finished. The app will display and speak the translation in the target language.
 - To speak in the **target language**, press and hold the Target Language Button (e.g., blue button). Speak clearly into the microphone. Release the button when finished. The app will display and speak the translation in the source language.

Photo Recognition Translation

The SSK Translator app supports photo recognition translation, allowing you to translate text from images.

1. **Access Feature:** Within the SSK Translator app, navigate to the photo recognition translation feature.
2. **Take Picture:** Use your smartphone's camera through the app to take a picture of the text you wish to translate (e.g., road signs, menus).
3. **Translate:** The app will process the image and provide a real-time translation of the detected text.

MAINTENANCE

- **Cleaning:** Use a soft, dry cloth to clean the exterior of the translator. Do not use liquid cleaners or aerosols.
- **Storage:** Store the device in a cool, dry place away from direct sunlight and extreme temperatures.
- **Battery Care:** To prolong battery life, avoid fully discharging the battery frequently. Charge the device regularly, even if not in use for extended periods.
- **Software Updates:** Periodically check the SSK Translator app for updates to ensure optimal performance and access to new features or language support.

TROUBLESHOOTING

Problem	Possible Cause	Solution
---------	----------------	----------

Problem	Possible Cause	Solution
Translator not powering on.	Low battery.	Charge the device for at least 30 minutes.
Cannot connect to smartphone via Bluetooth.	Bluetooth is off on phone; App not open; Device not in pairing mode; Interference.	Ensure Bluetooth is enabled on your phone. Open the SSK Translator app. Restart both the translator and your phone. Move closer to the device.
Translation is inaccurate or slow.	Unstable internet connection; Background noise; Unclear speech.	Ensure your phone has a stable Wi-Fi or 4G/5G connection. Speak clearly and directly into the microphone. Reduce background noise.
App crashes or freezes.	Outdated app version; Insufficient phone resources.	Update the SSK Translator app to the latest version. Close other apps running in the background. Restart your phone.
Photo translation not working.	Poor lighting; Blurry image; Text not recognized.	Ensure good lighting and a clear, steady image of the text. Try adjusting the distance or angle.

Important Note: This translation machine requires a mobile phone connection via Bluetooth and utilizes the phone's processing power and internet access for real-time translation. It cannot process voice input or translate without being paired with your phone through the SSK Translator APP.




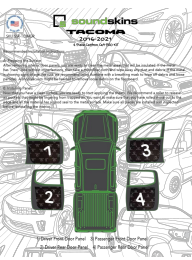


SPECIFICATIONS


- **Model Number:** STT01
- **Brand:** SSK
- **Manufacturer:** SSK Corporation
- **Dimensions:** 4.33 x 3.15 x 0.79 inches
- **Item Weight:** 7.2 ounces
- **Color:** White
- **Battery:** 1 Lithium Polymer battery (included), 950mAh
- **Connectivity:** Bluetooth EDR2.1+BLE4.0
- **Supported Languages:** 86 countries languages (Note: Turkish only supported by iOS)
- **First Available Date:** October 30, 2019

WARRANTY AND SUPPORT

Information regarding product warranty and dedicated customer support is not available in the provided product data. Please refer to the official SSK website or contact your retailer for specific warranty terms and support options.
For further assistance, you may visit the [SSK Store on Amazon](#).

Related Documents - STT01

 <p>SSK-DK100 User Manual</p>	<p>SSK-DK100 Dual Bay HDD Docking Station User Manual</p> <p>User manual for the SSK-DK100 dual bay hard drive docking station, detailing its features, specifications, installation, mobile hard drive mode, and offline cloning capabilities.</p>
 <p>Product Data Sheet</p>	<p>Emerson M22 Transmitter: Dual Channel Universal Gas Monitoring</p> <p>Product data sheet for the Emerson M22 Transmitter (Millennium II), a dual-channel universal gas monitoring system. Features include sensor compatibility, OLED display, Modbus RS485 RTU, and robust design for extreme conditions. Includes specifications, ordering information, and accessories.</p>
 <p>Product Data Sheet</p>	<p>Seecann Shikang Lighting Skyline Series Ceiling Light: Features & Installation</p> <p>Comprehensive guide to the Seecann Shikang Lighting Skyline Series Ceiling Light. Discover its natural spectrum simulation, multiple scene modes, intelligent dimming, and color adjustment. Includes detailed installation instructions, technical specifications, and usage precautions.</p>
 <p>Product Data Sheet</p>	<p>SoundSkins SSK-TCM4DR Tacoma 2016-2021 4-Piece Custom Cut Sound Deadening Kit Installation Instructions</p> <p>Detailed installation instructions for the SoundSkins SSK-TCM4DR 4-Piece Custom Cut Sound Deadening Kit for the 2016-2021 Toyota Tacoma. Learn how to prepare surfaces and apply sound deadening panels to your vehicle's doors.</p>
 <p>Product Data Sheet</p>	<p>SSK SC302 Type-C Multifunctional Docking Station User Manual</p> <p>User manual for the SSK SC302 Type-C Multifunctional Docking Station. This guide provides detailed information on product description, connection diagrams, technical specifications, and frequently asked questions. The adapter supports 4K/60Hz resolution via HDMI and 100W Power Delivery (PD) fast charging, compatible with various systems including Windows, macOS, Android, and Linux.</p>
 <p>Portable solid state flash drive User Manual SD300</p>	<p>SSK SD300 Portable Solid State Flash Drive User Manual</p> <p>User manual for the SSK SD300 Portable Solid State Flash Drive, detailing product features, connection instructions, compatibility, and troubleshooting.</p>




[\[pdf\]](#) Test Report SAR Rating

CE RF TEST REPORT X Exposure SZBROAD TECHNOLOGY HK CO LTMITED STT01001 Hello Smart
Translator 2AQMP 2AQMPSTT01001 stt01001

REPORT No.SZ18030137S01 RF EXPOSURE EVALUATION REPORT APPLICANT
: SZBROAD TECHNOLOGY HK CO.,LTMITED PRODUCT NAME : Hello Smart
Translator MODEL NAME : **STT01** BRAND NAME : SSK FCC ID STANDARD S
ISSUE DATE : 2AQMP-**STT01**001 : 47CFR 2.1093 KDB 447498 : 2018-06-06 Tested
by: Gan Yueming Te...

lang:en **score:13** filesize: 533.65 K page_count: 9 document date: 2018-07-17




[\[pdf\]](#) Test Report SAR Rating

CE RF TEST REPORT X Exposure SZBROAD TECHNOLOGY HK CO LTMITED STT01001 Hello Smart
Translator 2AQMP 2AQMPSTT01001 stt01001

REPORT No.SZ18030137S01 RF EXPOSURE EVALUATION REPORT APPLICANT
: SZBROAD TECHNOLOGY HK CO.,LTMITED PRODUCT NAME : Hello Smart
Translator MODEL NAME : **STT01** BRAND NAME : SSK FCC ID STANDARD S
ISSUE DATE : 2AQMP-**STT01**001 : 47CFR 2.1093 KDB 447498 : 2018-06-06 Tested
by: Gan Yueming Te...

lang:en **score:13** filesize: 533.65 K page_count: 9 document date: 2018-07-17



[\[pdf\]](#) Test Report

CE RF TEST REPORT 155 X Microsoft Test Report DTS SZBROAD TECHNOLOGY HK CO LTMITED
STT01001 Hello Smart Translator 2AQMP 2AQMPSTT01001 stt01001

REPORT No.SZ18030137W01 TEST REPORT APPLICANT PRODUCT NAME :
SZBROAD TECHNOLOGY HK CO.,LTMITED : Hello Smart Translator MODEL NAME
: **STT01** BRAND NAME : SSK FCC ID : 2AQMP-**STT01**001 STANDARD S : 47 CFR
Part 15 Subpart C TEST DATE : 2018-03-24 to 2018-05-21 ISSUE DATE : 2018-06-
07 T...

lang:en **score:8** filesize: 1.73 M page_count: 37 document date: 2018-07-17