

AbleNet 10000033

AbleNet Blue2 FT FeatherTouch Wireless Switch User Manual

Model: 10000033

INTRODUCTION

The AbleNet Blue2 FT FeatherTouch Wireless Switch is an assistive technology device designed to provide wireless switch access to various devices, including iPads, computers, and mobile devices. It features integrated FeatherTouch switches for precise activation and offers Bluetooth connectivity for a wire-free experience. This manual provides essential information for setting up, operating, maintaining, and troubleshooting your Blue2 FT device.

PACKAGE CONTENTS

- AbleNet Blue2 FT FeatherTouch Wireless Switch
- Mounting hardware
- USB-C charging cable (not explicitly listed but implied by USB-C port)

DEVICE OVERVIEW




Image 1: Top view of the AbleNet Blue2 FT FeatherTouch Wireless Switch. This image displays the device from above, highlighting its two large, circular, pressure-sensitive switches, one in blue and one in orange. The AbleNet logo and small indicator lights are visible in the central area between the switches.

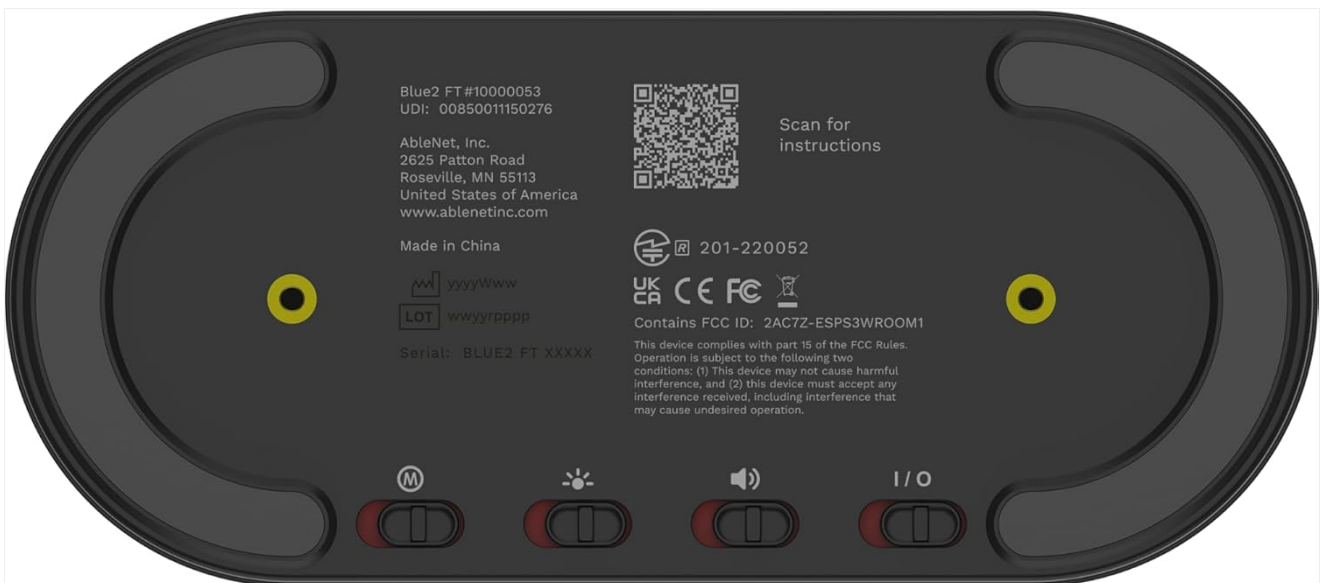


Image 2: Bottom view of the AbleNet Blue2 FT FeatherTouch Wireless Switch. This image shows the underside of the device, where regulatory information, a QR code for instructions, and four small toggle switches for mode, light feedback, sound feedback, and power (I/O) are located.



Image 3: Side view of the AbleNet Blue2 FT FeatherTouch Wireless Switch. This image focuses on one side of the device, clearly showing the USB-C port used for charging the unit.




Image 4: Side view of the AbleNet Blue2 FT FeatherTouch Wireless Switch. This image displays the opposite side of the device, featuring two 3.5mm input jacks labeled S1 and S2 for external switches, a USB-A port, and a Bluetooth icon indicating wireless connectivity.

SETUP INSTRUCTIONS

1. Charging the Device

Before initial use, fully charge your Blue2 FT device. Connect the provided USB-C cable to the charging port on the side of the device (refer to Image 3) and plug the other end into a standard USB power adapter or computer USB port. The indicator light will show charging status.

2. Powering On/Off

Locate the I/O (Power) switch on the bottom of the device (refer to Image 2). Slide the switch to the 'On' position to power on the Blue2 FT. Slide it to 'Off' to power down.

3. Bluetooth Pairing

1. Ensure the Blue2 FT is powered on.
2. On your target device (iPad, computer, or mobile device), navigate to the Bluetooth settings.
3. Search for available Bluetooth devices. The Blue2 FT should appear in the list.
4. Select the Blue2 FT to initiate pairing. Follow any on-screen prompts to complete the connection.
5. Once paired, the device's indicator light will confirm a successful connection.

4. Connecting External Switches (Optional)

The Blue2 FT supports external wired switches. Connect your external switches to the 3.5mm input jacks labeled S1 and S2 on the side of the device (refer to Image 4). The device can then be configured to use either the integrated FeatherTouch switches or the external switches, or both, depending on the selected mode.

OPERATING INSTRUCTIONS

1. Using the FeatherTouch Switches

The Blue2 FT features two integrated FeatherTouch switches. These proximity sensor switches are designed for precise activation with minimal pressure. When activated, the device provides both visual (indicator light) and auditory (click sound) feedback. Simply apply light pressure or a close proximity touch to the blue or orange switch surface to send a command.

2. Selecting Operating Modes

The Blue2 FT supports multiple operating modes, allowing it to send various keyboard commands. These modes are typically selected using the mode switch on the bottom of the device (refer to Image 2) or through specific button combinations. The device can send commands such as **Space**, **Enter**, **1**, **2**, **3**, or **4**, making it compatible with a wide range of switch-accessible software.

- **Keyboard Mode:** Sends predefined keyboard commands (e.g., Space, Enter, 1, 2, 3, 4).
- **Switch Interface Mode:** Allows seamless switching between the integrated FeatherTouch switches and external wired switches connected to S1 and S2.

Refer to the full product documentation (accessible via the QR code on the bottom of the device) for detailed instructions on changing modes and configuring specific commands.

3. Adjusting Feedback

The Blue2 FT offers adjustable visual and auditory feedback. Use the 'Light' and 'Sound' switches on the bottom of the device (refer to Image 2) to enable or disable these feedback options according to user preference.

MAINTENANCE

The Blue2 FT is designed for durability. To ensure its longevity and proper function:

- **Cleaning:** Wipe the device with a soft, damp cloth. Avoid harsh chemicals or abrasive cleaners.
- **Storage:** Store the device in a cool, dry place when not in use.
- **Battery Care:** Recharge the device regularly to maintain battery health. Avoid fully depleting the battery for extended periods.

TROUBLESHOOTING

- **Device not powering on:** Ensure the device is charged. Connect it to a power source using the USB-C cable.
- **Not connecting via Bluetooth:**
 - Ensure the Blue2 FT is powered on and in pairing mode (if applicable, check full manual).
 - Verify Bluetooth is enabled on your target device.
 - Try unpairing and re-pairing the device.
 - Ensure the Blue2 FT is within range of the target device.
- **Switches not responding:**
 - Check the selected operating mode to ensure it matches your intended use.
 - Verify that visual and auditory feedback are enabled if you rely on them for confirmation.
 - If using external switches, ensure they are properly connected to the S1/S2 jacks.
- **Unexpected behavior:** Try powering the device off and on again. If issues persist, consult the full online manual or contact AbleNet support.

SPECIFICATIONS

Model Name	AbleNet Blue2 FT
Item Model Number	10000033
Product Dimensions	1.3 x 1.3 x 0.41 inches
Item Weight	13.4 ounces
Brand	AbleNet
Manufacturer	Ablenet
Connectivity Technology	Bluetooth
Compatible Devices	Desktop, Laptop, PC, iPad, Mobile Devices
Material	Acrylonitrile Butadiene Styrene
Color	Blue, Orange
Special Feature	Ergonomic, FeatherTouch Activation
Included Components	Mounting hardware

WARRANTY AND SUPPORT

AbleNet is committed to providing reliable assistive technology solutions. The Blue2 FT is designed to meet stringent medical device regulations (MDR, UKCA, MedDo) and undergoes durability testing as part of the ableSTRONG program.

ableCARE Program



Image 5: AbleNet ableCARE logo.

The ableCARE program offers product support and guidance to assist users and professionals in implementing AbleNet assistive technology effectively. The ableCARE Product Success team is available to provide knowledge and build confidence in using your device.

ableSAFE and ableSTRONG



Image 6: AbleNet ableSAFE logo.



Image 7: AbleNet ableSTRONG logo.

ableSAFE products are tested by certified third-party laboratories to meet or exceed global safety standards, ensuring the device is engineered with safety in mind.

ableSTRONG products undergo durability tests to withstand drops, moisture, and dirt, ensuring continued performance in various environmental factors.

Contact Information

For further assistance or warranty inquiries, please contact AbleNet directly:

AbleNet, Inc.

2625 Patton Road







Roseville, MN 55113

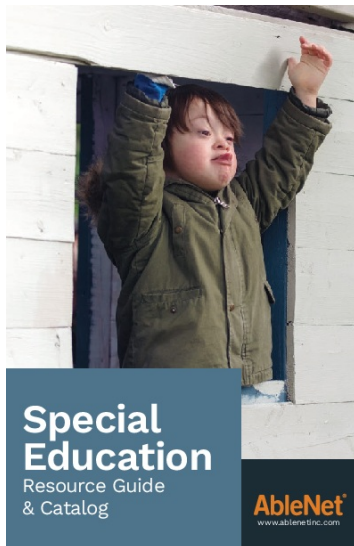
United States of America

Website: www.ablenetinc.com

You can also scan the QR code on the bottom of your device for direct access to instructions and support resources.

Related Documents - 10000033

	<p>AbleNet Blue2 FT Wireless Accessibility Switch Quick Start Guide</p> <p>A concise guide to setting up and using the AbleNet Blue2 FT wireless accessibility switch with Apple devices, covering pairing, configuration, and device overview.</p>
	<p>AbleNet Blue2 4th Generation Quick Start Guide - Accessibility Switch Interface</p> <p>Get started quickly with the AbleNet Blue2 4th Generation, a versatile Bluetooth switch interface. This guide covers setup for iPad, iPhone, macOS, Windows, Chrome, charging, programming modes, and troubleshooting.</p>
	<p>AbleNet SuperTalker FT Quick Start Guide</p> <p>Quick start guide for the AbleNet SuperTalker FT speech device, covering product registration, setup, device overview, and the ableCARE app.</p>
	<p>iOS 13 & iPadOS 13 Accessibility: Switch Control User Guide</p> <p>A comprehensive user guide for configuring Apple's Switch Control feature on iOS 13 and iPadOS 13, with detailed instructions for using AbleNet's Blue2 Bluetooth Switch and Hook+ iOS Switch Interface. It covers various scanning methods, settings, and developer resources for enhanced accessibility.</p>
	<p>Simplifying Switch Access with Switch Control Recipes</p> <p>A guide to simplifying switch access on iPad, iPhone, and iPod touch using Switch Control Recipes. This document provides tutorials for turning eBook pages, controlling music playback, and creating cause-and-effect activities with Garage Band.</p>
	<p>AbleNet Quick Ready Mounting Plate Quick Start Guide for Assistive Technology</p> <p>This guide provides essential steps for setting up and using the AbleNet Quick Ready Mounting Plate, designed for mounting assistive technology devices. It covers product registration, installation instructions, and an overview of the plate's components and compatibility.</p>




[\[pdf\]](#) Guide Accessories Catalog

Special Education files ablenetinc 1 Table of Contents Communication Solutions 4 Switches 8 Switch Accessories 11 Wireless 12 Interfaces 13 Computer Mice 15 Keyboards 17 Mounting Arms 21 Plates 22 Activity Supports 23 Toys 24 Our Guiding Principles 2020 an reseller catalog BigCommerce content Downloads |||

Special Education Resource Guide Catalog www.ablenetinc.com Table of Contents Communication So ... apter C/D Size 100BDACD www.ablenetinc.com 11 Wireless Switches Colored caps included Blue2TM **10000033** Connects with Bluetooth Sends keystrokes space, enter, 1, 3, -1 and -3 Record up to 4 ke...

lang:en **score:29** filesize: 2.5 M page_count: 25 document date: 2020-02-25



[\[pdf\]](#) Guide Accessories Catalog

AN spreads view Index of Downloadable Files Catalogs files ablenetinc Special Education AbleNet is committed to you our customers employees and supplier partners We know expect more from us we re working deliver |||

www.ablenetinc.com Special Education Resource Guide Catalog 2625 Patton Road, Roseville, MN 5511 ... of force to activate Tactile feedback 9-pin D female connection Colored caps included Blue2TM **10000033** 195 Connects with Bluetooth Sends keystrokes space, enter, 1, 3, -1 and -3 Record up ...

lang:en **score:24** filesize: 8.02 M page_count: 14 document date: 2020-02-05



[\[pdf\]](#) Specifications

Specification Sheet AbleNet Blue2 Bluetooth Switch Versatile and User Friendly Assistive Technology Device Product 10000033 91OkKwzsDNL m media amazon images I |||

Blue2 Bluetooth switch The NEW Blue2 Bluetooth switch provides single or dual switch access to iDevices running iOS 7 or newer, Apple desktop or laptop computers running OS X Mavericks or newer, and all switch accessible apps or software on iOS, OS X, Windows, and Android Blue2 connects to your fa...

lang:en **score:24** filesize: 762.86 K page_count: 2 document date: 2016-02-19



[\[pdf\]](#) Guide Accessories Catalog

AbleNet Catalog SETX Index of Downloadable Files Catalogs files ablenetinc Special Education 1 Table Contents Communication Solutions 4 Switches 8 Switch Accessories 11 Wireless 12 Interfaces 13 Computer Mice 15 Keyboards 17 Mounting Arms 21 Plates 22 Activity Supports 23 Toys 24 Equals Math 25 PreK 26 is committed to you our customers employees and supplier View Inc |||

Region 5 ESC Special Education Teaching Assessment Materials, Equipment Supplies Special Edu ... /D Size 100BDACD 15 11 www.ablenetinc.com Wireless Switches Colored caps included Blue2TM **10000033** 195 Connects with Bluetooth Sends keystrokes space, enter, 1, 3, -1 and -3 Record up ...

lang:en score:23 filesize: 7.97 M page_count: 28 document date: 2020-05-29

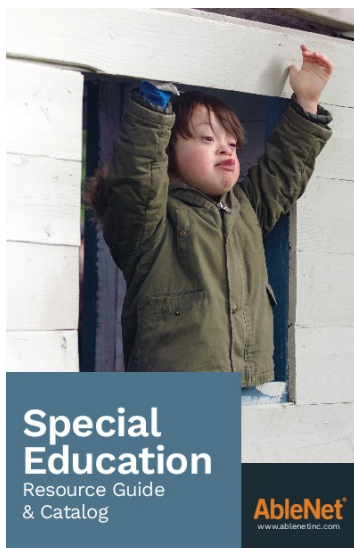


[\[pdf\]](#) Quick Start Guide Instructions Guide Warranty

Product Registration Getting Started 10000033 Blue2 4th Generation QSG 06 18 21 files ablenetinc KnowledgeBase QuickStartGuides |||

QUICK START GUIDE Blue2TM 4th Generation wireless accessibility switch WARRANTY AbleNet manufactured products include a 2-year limited warranty. This warranty is against defects in materials and manufacturing for 2-years from the date of purchase. Full warranty details available at www.ablenetinc.co...


lang:en score:19 filesize: 682.76 K page_count: 8 document date: 2021-06-18



[\[pdf\]](#) Guide Accessories Catalog

AN pages view Index of Downloadable Files Catalogs files ablenetinc ||| Special Education Resource Guide Catalog www.ablenetinc.com Table of Contents Communication So ... /D Size 100BDACD 15 11 www.ablenetinc.com Wireless Switches Colored caps included Blue2TM **10000033** 195 Connects with Bluetooth Sends keystrokes space, enter, 1, 3, -1 and -3 Record up ...

lang:en score:19 filesize: 7.98 M page_count: 28 document date: 2020-02-05



[\[pdf\]](#) Declaration of Conformity Accessories

CExxxx DoC Template 2 Tony Carlson Philips MDR dokumentation Blue2 Switch Frölunda Data FD 01 14 21DoC 10000033 0151320 1 frolundadata se 2022 05 |||

EU Declaration of Conformity 2625 Patton Road Roseville, MN 55113 800-322-0956 www.ablenetinc.com ... Volp Title: Director of Marketing Place of Issue: AbleNet Inc Roseville, MN Document Number: DoC_ **10000033** _Blue2_05132020 Page 3 of 3 ... lang:en score:18 filesize: 185.43 K page_count: 3 document date: 2022-05-23

