

manuals.plus /

› **BYTECH** /

› **BYTECH Digital Scale with Clip User Manual (Model BCMCDS100BK)**

BYTECH BCMCDS100BK

BYTECH Digital Scale with Clip User Manual

Model: BCMCDS100BK

INTRODUCTION

Thank you for choosing the BYTECH Digital Scale with Clip, Model BCMCDS100BK. This portable digital scale is designed for accurate weighing of various items, featuring a convenient clip for easy attachment. Please read this manual carefully to ensure proper use and maintenance of your device.

This scale is suitable for a range of applications, including weighing fishing catches, postal items, or other small to medium-sized objects that can be suspended from the clip.

PRODUCT OVERVIEW



Image: The BYTECH Digital Scale with Clip. This compact black device features a clear digital display showing a weight reading, a power button below the screen, and the 'ICONIC' logo on its side. The clip mechanism is visible at the bottom.

The BYTECH Digital Scale is a compact and lightweight device, designed for portability and ease of use. It features a digital display for clear weight readings and a sturdy clip for securing items to be weighed.

SETUP

1. **Unpacking:** Carefully remove the digital scale from its packaging. Retain packaging for future storage or transport.
2. **Battery Installation:**
Locate the battery compartment, usually on the back or side of the scale. Open the compartment cover. Insert the required batteries (typically AAA or button cells, refer to packaging if unsure) according to the polarity indicators (+/-). Close the battery compartment cover securely.
3. **Initial Power On:** Press the **POWER** button to turn on the scale. The display should light up and show "0.0" or a similar ready indicator.

OPERATING INSTRUCTIONS

- Power On/Off:** Press the **POWER** button to turn the scale on. Press and hold the **POWER** button for a few seconds to turn it off. The scale may also feature an auto-off function to conserve battery life.
- Unit Selection:** If your scale supports multiple units (e.g., grams, kilograms, pounds, ounces), press the **UNIT** button (if available) to cycle through the available units until your desired unit is displayed.
- Tare Function:** To weigh items in a container or to exclude the weight of an attachment:
 - Turn on the scale and wait for it to display "0.0".
 - Attach the empty container or accessory to the clip.
 - Press the **TARE** button (if available). The display will reset to "0.0".
 - Place the item(s) to be weighed into the container or attach them to the accessory. The display will show the net weight of the item(s).
- Weighing Procedure:**
 - Ensure the scale is powered on and displaying "0.0".
 - Carefully attach the item to be weighed to the scale's clip. Ensure the item is securely fastened and hanging freely without touching any surfaces.
 - Wait for the display to stabilize. The stable weight reading will be shown.
 - Remove the item once the reading is recorded.

MAINTENANCE

- Cleaning:** Wipe the scale with a soft, damp cloth. Do not use abrasive cleaners or immerse the scale in water.
- Storage:** Store the scale in a cool, dry place away from direct sunlight and extreme temperatures. If storing for an extended period, remove the batteries to prevent leakage.
- Battery Replacement:** When the battery indicator appears on the display or the scale fails to power on, replace the batteries with new ones of the correct type and polarity.

TROUBLESHOOTING

Problem	Possible Cause	Solution
Scale does not turn on.	Dead or incorrectly installed batteries.	Replace batteries or ensure they are installed with correct polarity.
Inaccurate readings.	Scale not on a stable surface; item not hanging freely; overloaded.	Ensure scale is stable. Re-position item to hang freely. Do not exceed maximum weight capacity.
Display shows "Err" or "O-Ld".	Overload beyond maximum capacity.	Remove the item immediately to prevent damage. Do not weigh items exceeding the scale's capacity.

SPECIFICATIONS

- Brand:** BYTECH
- Model Number:** BCMCDS100BK
- Product Dimensions:** 2.54 x 2.54 x 2.54 cm
- Product Weight:** 90 g

Material: Plastic

Color: BLACK

UPC: 805112029044

Manufacturer: DEEJAYLED

Note: Specifications are subject to change without prior notice for product improvement.







WARRANTY AND SUPPORT

BYTECH products are manufactured with quality and reliability in mind. This product comes with a standard manufacturer's warranty against defects in materials and workmanship. For specific warranty terms and conditions, please refer to the warranty card included with your purchase or contact your retailer.

For technical support, troubleshooting assistance, or warranty claims, please contact the retailer where the product was purchased or visit the official BYTECH support website (if available).

© 2023 BYTECH. All rights reserved.

Related Documents - BCMCDS100BK

	<p>BYTECH 10W Magnetic Desk Wireless Charger with LED Light - User Manual</p> <p>Comprehensive user guide for the BYTECH 10W Magnetic Desk Wireless Charger with LED Light. Includes specifications, compatible devices, operating instructions, safety precautions, and FCC compliance information.</p>
	<p>Bytech Gaming Sound Bar BY-GA-BS-005-BK Instruction Manual</p> <p>Official instruction manual for the Bytech BY-GA-BS-005-BK Gaming Sound Bar. Learn how to use Bluetooth, FM radio, and control features. Includes specifications, safety guidelines, and troubleshooting tips.</p>
	<p>BYTECH GLOWSOUND Wireless Earbuds - BY-AU-BE-222-AC User Manual</p> <p>User manual and specifications for the BYTECH GLOWSOUND Glow in the Dark Wireless Earbuds (Model BY-AU-BE-222-AC). Includes pairing, charging, touch controls, warnings, FCC compliance, and warranty information.</p>
	<p>Bytech ON-THE-GO SPEAKER BY-AU-BS-171-BK User Manual and Features</p> <p>Comprehensive guide to the Bytech ON-THE-GO SPEAKER BY-AU-BS-171-BK, covering features, operation, specifications, safety warnings, FCC compliance, and warranty information.</p>
	<p>BYTECH BY-OP-CP-504-BK Wireless Charger with Flashing Lights - User Manual</p> <p>Official user manual for the BYTECH BY-OP-CP-504-BK 5W LED Wireless Charger. Includes setup instructions, specifications, warnings, precautions, FCC compliance, and 12-month warranty information.</p>
	<p>Bytech BY-BE-118 Echo Bluetooth Earbuds User Manual and Specifications</p> <p>User manual and specifications for Bytech BY-BE-118 Echo Bluetooth earbuds. Learn about pairing, charging, controls, and warranty information.</p>

