

## Aputure Amaran MC

# Aputure Amaran MC RGBWW Mini On-Camera Video Light Instruction Manual

## 1. INTRODUCTION

The Aputure Amaran MC is a versatile RGBWW mini LED light designed for on-camera video production and creative lighting applications. It offers advanced color control, a wide color temperature range, and various special effects, all controllable via a mobile app or directly on the device.

This manual provides essential information for setting up, operating, and maintaining your Amaran MC light to ensure optimal performance and longevity.

## 2. WHAT'S IN THE BOX

- Aputure Amaran MC RGBWW Mini LED Light
- Silicone Diffuser
- USB-C Charging Cable
- Mounting Tapes (3M adhesive)
- Carrying Pouch
- User Manual



Figure 2.1: Aputure Amaran MC and its accessories.

### 3. PRODUCT OVERVIEW

#### 3.1. Controls and Ports




Figure 3.1: Top and side view of the Amaran MC with controls labeled.

- **OLED Screen:** Displays current settings such as Hue, Saturation, Intensity, Color Temperature, and battery level.
- **USB Type-C Charging Port:** Used for charging the internal battery.
- **Power Switch:** Toggles the device on/off.
- **Function Control Wheel:** Navigates menus and adjusts parameters. Press to select, rotate to change values.

### 3.2. Mounting Options

# Multiple Mounting Methods



Figure 3.2: Multiple mounting methods for the Amaran MC.

- **Built-in Magnets:** Allows attachment to metal surfaces for flexible positioning.
- **1/4"-20 Screw Mount:** Compatible with standard tripods, light stands, and camera accessories.
- **Mounting Tapes:** Use the included 3M adhesive tapes to attach the light to non-magnetic surfaces.

## 4. SETUP

### 4.1. Initial Charging

Before first use, fully charge the Amaran MC light. Connect the supplied USB-C cable to the charging port on the side of the device and plug the other end into a compatible USB power adapter (not included). The OLED screen will indicate charging status. The device also supports Qi wireless charging.

### 4.2. Powering On/Off

Slide the Power Switch to the 'ON' position to turn on the light. Slide it to 'OFF' to power down the device.

## 5. OPERATING MODES

The Amaran MC offers several operating modes for diverse lighting needs:

- **CCT Mode (Correlated Color Temperature):** Adjusts the white light color temperature from 3200K (warm tungsten) to 6500K (cool daylight).
- **HSI Mode (Hue, Saturation, Intensity):** Provides full 360° hue control and 100 levels of saturation adjustment for vibrant colored lighting.
- **FX Mode (Special Effects):** Accesses nine built-in lighting effects presets.

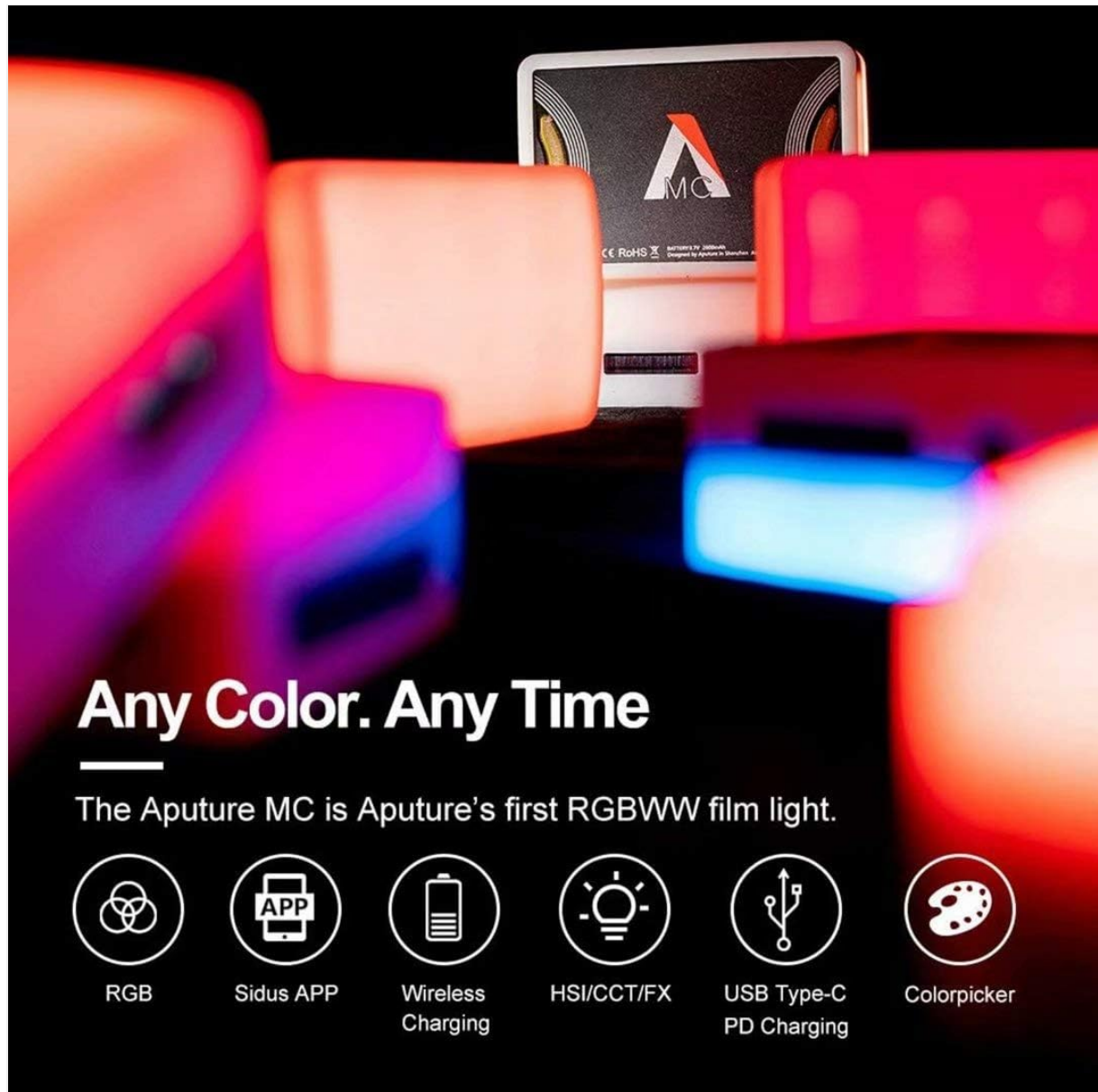


Figure 5.1: HSI/CCT/FX Lighting Modes and available effects.

### 5.1. Sidus Link App Control

The Amaran MC is fully compatible with the Sidus Link mobile app (available for iOS and Android). The app unlocks advanced control over all lighting parameters, including precise adjustments for CCT, HSI, and FX modes. It also allows for multi-light control and custom effect creation.

Your browser does not support the video tag.

Video 5.1: An introduction to the Aputure MC Mini RGB LED light, showcasing its features and app connectivity.

## 6. SPECIFICATIONS

Feature	Specification
Product Dimensions	3.66 x 0.67 x 2.4 inches
Item Weight	1.12 pounds
Item Model Number	Aputure
Batteries	1 Lithium Ion battery (included)
Battery Life	Up to 15 Hours (at minimum brightness)
Connectivity Technology	USB
Hardware Interface	USB, USB Type C

## 7. MAINTENANCE

### 7.1. Cleaning

Wipe the device with a soft, dry cloth. Do not use harsh chemicals or abrasive materials, as they may damage the surface or internal components.

### 7.2. Battery Care

To prolong battery life, avoid fully discharging the device frequently. Recharge the battery regularly, even if not in use, to maintain optimal performance. Store the device in a cool, dry place.


## 8. TROUBLESHOOTING






- **Light not turning on:** Ensure the battery is charged. Connect to a power source and try again.
- **App connectivity issues:** Ensure Bluetooth is enabled on your mobile device and the Amaran MC is within range. Restart both the app and the light.
- **Inconsistent brightness/color:** Check for any physical obstructions or damage to the LED panel. Ensure the diffuser is correctly attached.

## 9. WARRANTY AND SUPPORT

For warranty information and technical support, please refer to the official Aputure website or contact their customer service. Keep your proof of purchase for warranty claims.

## Related Documents - Amaran MC

 <p>amaran 150c Product Manual</p>	<p><a href="#">amaran 150c RGBWW LED Light - Product Manual</a></p> <p>This product manual provides detailed information on the Aputure amaran 150c RGBWW COB LED light. It covers safety instructions, components, installation, operation, manual control, app integration with Sidus Link, technical specifications, and photometrics.</p>
---	---

 <p>amaran 300c Product Manual English</p>	<p><a href="#">Aputure Amaran 300c RGBWW LED Light Product Manual</a></p> <p>Comprehensive product manual for the Aputure Amaran 300c, a 300W full-color RGBWW LED light. Covers introduction, safety instructions, components, product details, installation, operations, manual control, app connectivity, specifications, and photometrics.</p>
 <p>amaran 300c Product Manual English</p>	<p><a href="#">Aputure Amaran 300c Product Manual</a></p> <p>Comprehensive product manual for the Aputure Amaran 300c RGBWW COB light, detailing its features, safety instructions, installation, operations, manual control, app connectivity, and specifications.</p>
 <p>amaran 150c Product Manual English</p>	<p><a href="#">Aputure Amaran 150c RGBWW COB LED Light Product Manual</a></p> <p>Comprehensive product manual for the Aputure Amaran 150c, a 150W RGBWW COB LED light. Covers installation, operation, safety precautions, specifications, photometrics, and Sidus Link APP control.</p>
 <p>amaran T2c Product Manual English</p>	<p><a href="#">Aputure Amaran T2c LED Photography Light Product Manual</a></p> <p>Comprehensive product manual for the Aputure Amaran T2c LED photography light, covering setup, operation, safety instructions, specifications, DMX control, and photometrics.</p>
 <p>LIGHT BOX 4545 Softbox</p> <p>Product Manual English</p>	<p><a href="#">Aputure Light Box 4545 Softbox Product Manual</a></p> <p>Comprehensive product manual for the Aputure Light Box 4545 softbox. This guide details the product's features, components, important safety instructions, installation steps, and technical specifications, designed for photography and videography lighting.</p>