

## HUAWEI B311-221

# HUAWEI B311-221 4G LTE WiFi Router User Manual

Model: B311-221 | Brand: HUAWEI

## 1. INTRODUCTION

The HUAWEI B311-221 4G LTE WiFi Router is designed to provide high-speed internet access. It supports 4G LTE CAT4 with download speeds up to 150Mbps and Wi-Fi speeds up to 300Mbps (802.11n). This router allows you to share a 3G/4G network connection with up to 32 Wi-Fi enabled devices, including tablets, mobile phones, and laptops. Its plug-and-play functionality makes it suitable for various environments where traditional broadband internet may not be available. The HUAWEI HiLink app offers convenient management of your network and connected devices.

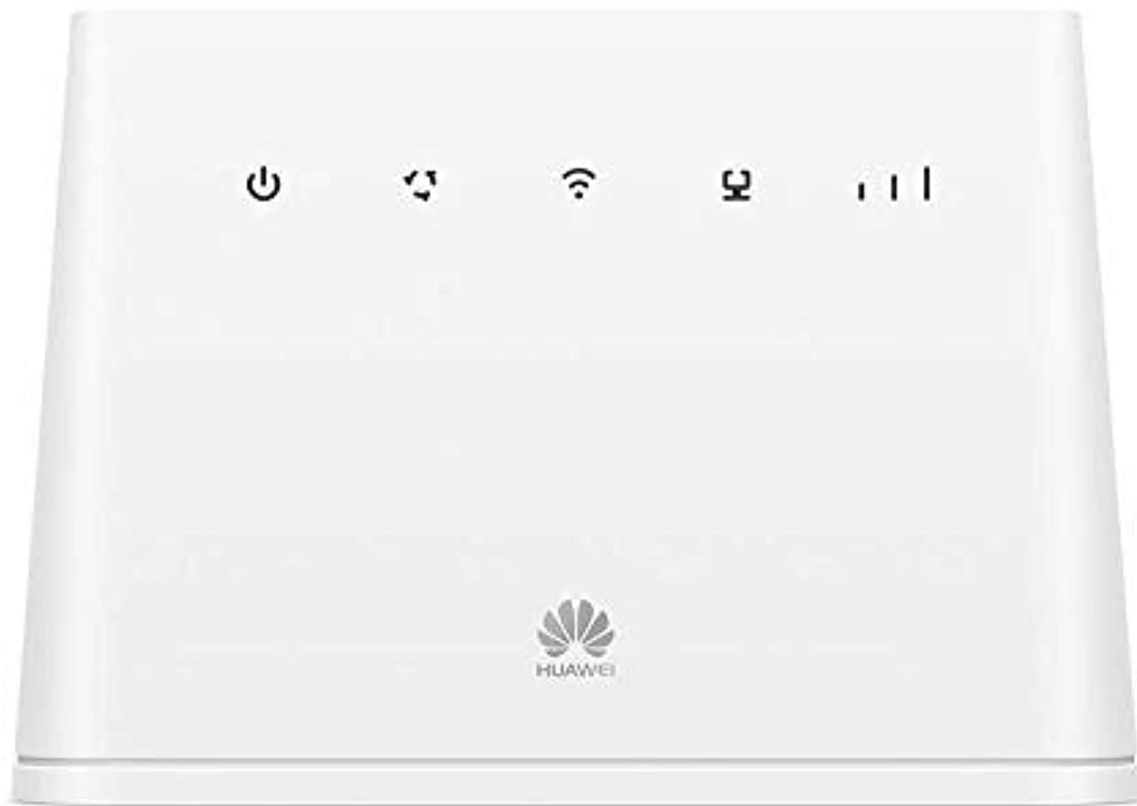
## 2. PACKAGE CONTENTS

Please check the package contents carefully. If any item is missing or damaged, contact your retailer.

- 1 x HUAWEI B311-221 4G LTE WiFi Router
- 1 x Ethernet Cable
- 1 x Power Adapter
- 1 x Quick Start Guide

## 3. PRODUCT OVERVIEW

### 3.1 Front View



This image shows the front of the HUAWEI B311-221 router, featuring a clean white design with indicator lights for power, network status, Wi-Fi, and signal strength. The HUAWEI logo is visible at the bottom center.

### 3.2 Rear View and Ports



The rear view of the router displays the various ports for connectivity. These include the power input, a Gigabit Ethernet LAN/WAN port (yellow), and an RJ11 port for voice services.

**3.3 SIM Card Slot**



This image highlights the integrated SIM card slot located on the side of the router, which is essential for 4G LTE connectivity. The slot is shown open, indicating where the SIM card should be inserted.

**3.4 Indicator Lights**



A close-up of the router's top panel, showing the indicator lights for Power, Wi-Fi, Network Mode, and Signal Strength. These lights provide visual feedback on the router's operational status.

## 4. SETUP INSTRUCTIONS

---

Follow these steps to set up your HUAWEI B311-221 router:


1. **Insert SIM Card:** Locate the SIM card slot on the side of the router. Carefully insert your standard-sized 3G/4G SIM card into the slot until it clicks into place. Ensure the SIM card is activated by your service provider.
2. **Connect Power:** Connect the power adapter to the router's power input port and then plug it into a power outlet. The router will automatically power on.
3. **Power On:** Press the Power button on the router. The Power indicator light should turn on.
4. **Network Connection:** Wait for the Network Mode and Signal Strength indicator lights to stabilize. A solid blue or green light typically indicates a successful 4G LTE connection.
5. **Connect Devices:**
  - **Wi-Fi:** On your device (laptop, phone, tablet), search for available Wi-Fi networks. Select the network name (SSID) printed on the label at the bottom of your router. Enter the Wi-Fi password (Key) also found on the label.
  - **Ethernet:** For wired connections, connect an Ethernet cable from the router's LAN/WAN port to your computer or other network device.
6. **Access Management Interface:** Open a web browser on a connected device and enter the default IP address (usually 192.168.8.1) to access the router's web management page. Log in using the default username and password (found on the router label or in the Quick Start Guide).
7. **HUAWEI HiLink App:** For easier management, download the HUAWEI HiLink app from your device's app store. Connect your phone to the router's Wi-Fi and use the app to monitor network status, manage connected devices, and configure settings.

## 5. OPERATING INSTRUCTIONS

---

### 5.1 Connecting Devices

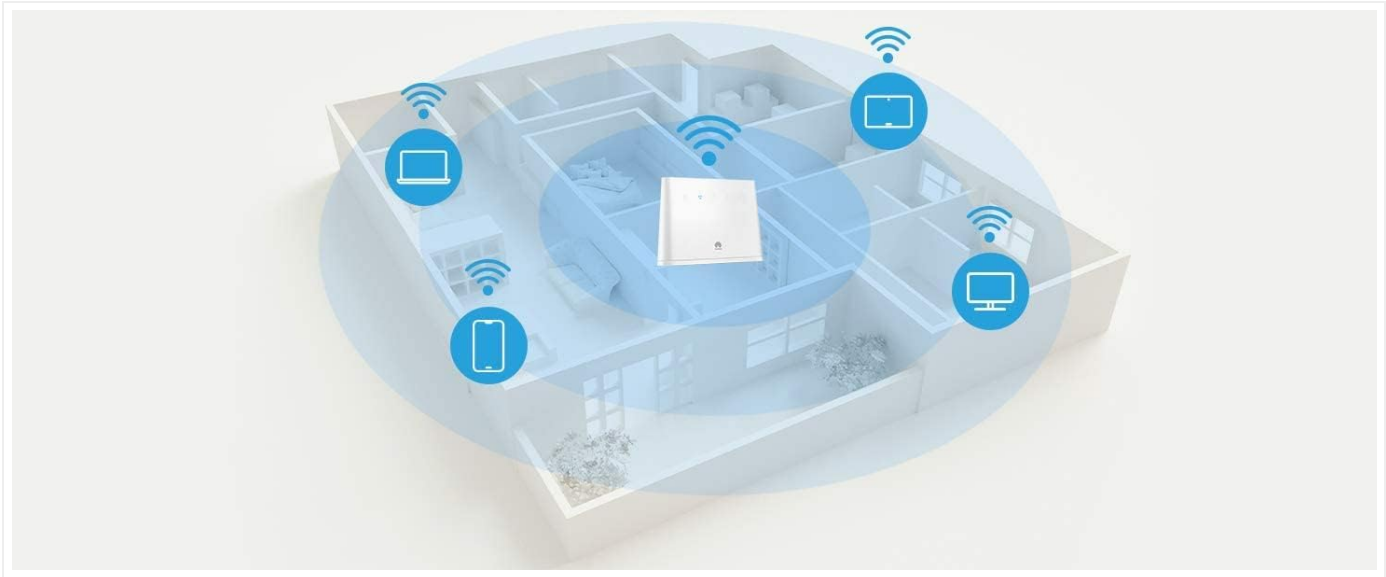
The router supports up to 32 Wi-Fi devices simultaneously. Ensure your devices are within the Wi-Fi coverage area for optimal performance.



This diagram illustrates the Wi-Fi coverage provided by the HUAWEI B311-221 router within a typical home environment, showing multiple devices connected wirelessly.

## 5.2 Internet Access

Once connected, devices can access the internet via the 4G LTE network. The router provides high-speed data for streaming, browsing, and online activities.



This image demonstrates the router's capability to deliver 4G internet at speeds up to 150Mbps to a connected laptop, facilitating fast downloads and online activities.

## 5.3 Using the HUAWEI HiLink App

The HUAWEI HiLink app allows you to:

- Check network strength and status.
- Read SMS messages received on the router's SIM card.
- Set data usage limits.
- View and manage all connected devices.
- Modify Wi-Fi settings (SSID, password).

Ensure your smartphone is connected to the router's Wi-Fi network to use the app.

# 6. MAINTENANCE

To ensure optimal performance and longevity of your HUAWEI B311-221 router, follow these maintenance guidelines:

- **Placement:** Place the router in an open area, away from obstructions, large metal objects, and other electronic devices that may cause interference.
- **Cleaning:** Use a soft, dry cloth to clean the router. Do not use liquid cleaners or aerosols.
- **Ventilation:** Ensure the router's ventilation openings are not blocked to prevent overheating.
- **Firmware Updates:** Periodically check for firmware updates through the router's web management interface or the HUAWEI HiLink app. Keeping the firmware updated ensures the best performance and security.
- **Power Cycle:** If you experience minor issues, try power cycling the router by unplugging it from the power outlet for 10 seconds and then plugging it back in.

# 7. TROUBLESHOOTING

If you encounter problems with your router, refer to the following common issues and solutions:

Problem	Possible Solution
---------	-------------------

Problem	Possible Solution
No internet connection	<ul style="list-style-type: none"><li>◦ Check if the SIM card is correctly inserted and activated.</li><li>◦ Verify that the Network Mode indicator is stable (blue/green).</li><li>◦ Ensure you have an active data plan with your service provider.</li><li>◦ Restart the router.</li></ul>
Slow Wi-Fi speed	<ul style="list-style-type: none"><li>◦ Move closer to the router to improve signal strength.</li><li>◦ Reduce the number of connected devices.</li><li>◦ Check for interference from other electronic devices.</li><li>◦ Ensure the router is placed in an optimal location.</li></ul>
Cannot access router management page	<ul style="list-style-type: none"><li>◦ Ensure your device is connected to the router's Wi-Fi or via Ethernet.</li><li>◦ Verify the IP address (default is 192.168.8.1) and login credentials.</li><li>◦ Try a different web browser.</li></ul>
Wi-Fi signal drops frequently	<ul style="list-style-type: none"><li>◦ Check for physical obstructions or sources of interference.</li><li>◦ Update router firmware to the latest version.</li><li>◦ Adjust Wi-Fi channel settings in the management interface.</li><li>◦ Restart the router.</li></ul>

## 8. SPECIFICATIONS

Feature	Detail
Brand	HUAWEI
Model Name	B311-221
Item Model Number	B311-221
Product Dimensions	18.1 x 12.6 x 3.6 cm
Item Weight	218 grams
Color	White
Connectivity Technology	Wi-Fi, 4G LTE
Wireless Communication Standard	802.11n
Frequency Band Class	Single Band (2.4GHz)
Max Wi-Fi Speed	Up to 300 Mbps

Feature	Detail
Max 4G LTE Speed	Up to 150 Mbps
Ethernet Ports	1 x Gigabit Ethernet LAN/WAN port
Voice Port	1 x RJ11 port
SIM Card Slot	Integrated (Standard SIM)
Special Feature	WPS, HUAWEI HiLink App Management
Compatible Devices	Smart TV, Tablet, Personal Computer, Laptops, Phones, Gaming Devices
Batteries Included	No
Operating System (Compatibility)	Windows (and other OS via Wi-Fi/Ethernet)

## 9. WARRANTY INFORMATION

---

This HUAWEI product is covered by a limited warranty. The specific terms and duration of the warranty may vary depending on your region and local regulations. Please refer to the warranty card included in your product package or visit the official HUAWEI website for detailed warranty information. Keep your proof of purchase for warranty claims.

## 10. SUPPORT

---

For technical support, product inquiries, or service requests, please contact HUAWEI customer support through one of the following methods:

- **Online Support:** Visit the official HUAWEI support website for FAQs, troubleshooting guides, and contact options.
- **HUAWEI HiLink App:** Use the support features available within the HiLink application.
- **Service Hotline:** Refer to your Quick Start Guide or HUAWEI's official website for regional service hotline numbers.

When contacting support, please have your product model (B311-221) and serial number ready.

