## BOZLUN BZLB36GO02

# BOZLUN BZLB36GO02 Smart Watch User Manual

Model: BZLB36GO02

## 1. Introduction

This manual provides essential instructions for the setup, operation, and maintenance of your BOZLUN BZLB36GO02 Smart Watch. Please read this guide thoroughly to ensure proper use and to maximize the benefits of your device.

Image 1.1: The BOZLUN BZLB36GO02 Smart Watch, featuring a round display and a black strap with a gold-colored bezel.

## 2. Product Overview

### 2.1 Key Features

- **Heart Rate Monitor:** Tracks heart rate automatically and continuously.
- **Sleep Monitor:** Monitors sleep duration and quality.
- **Notifications:** Receives calls, SMS, and app alerts (Facebook, Twitter, LinkedIn, Snap).
- **Functions for Women:** Records and displays menstrual cycle phases.
- **All-day Activity Tracker:** Counts steps, distance, and calories burned.
- **Waterproof:** IP68 rating, suitable for showering and swimming.
- **Lightweight Design:** 1.1oz for comfortable long-term wear.
- **IPS Color Display:** Provides clear visual information.
- **Additional Functions:** Camera remote control, sedentary alert, silent alarm.

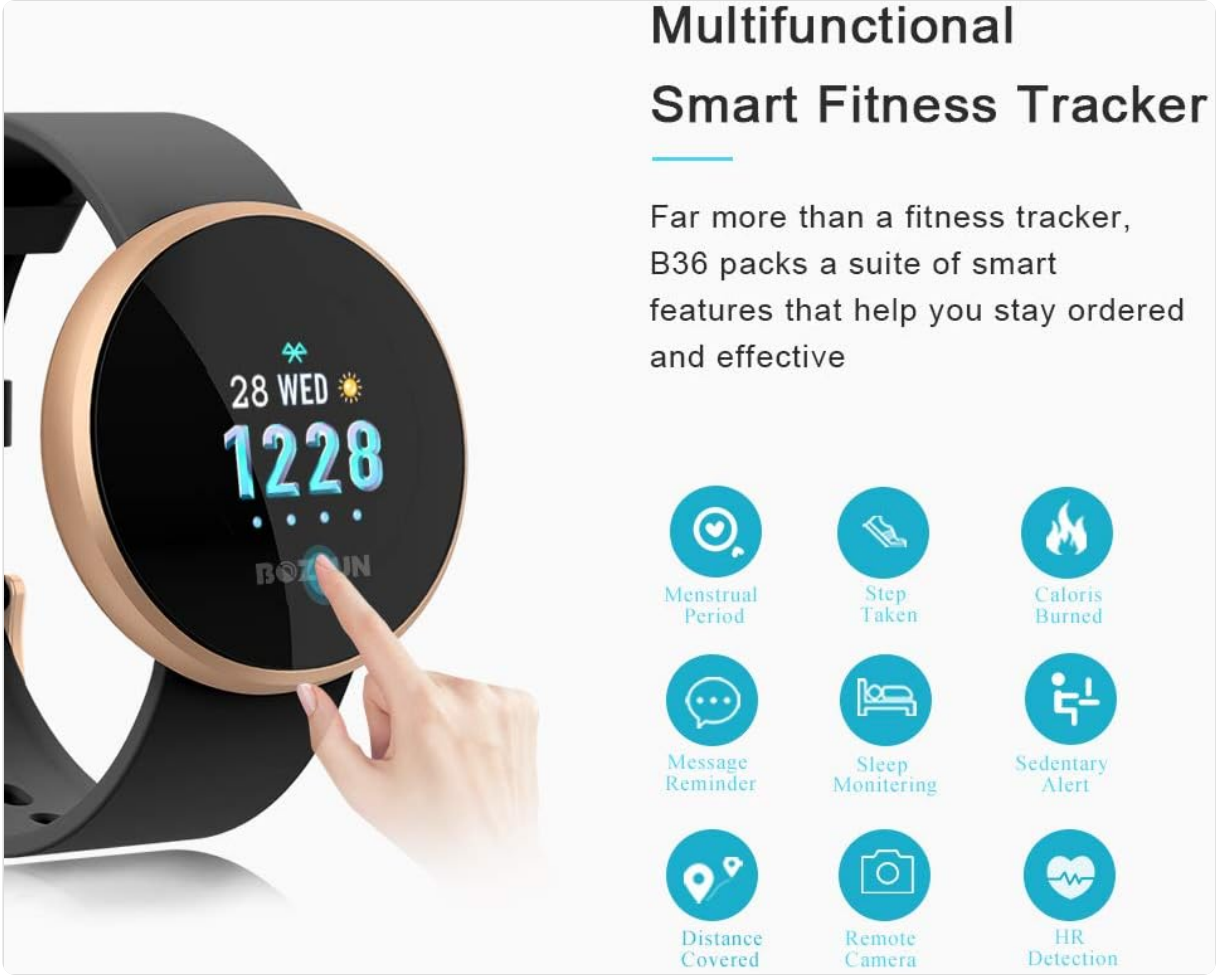


Image 2.1: Overview of the BOZLUN BZLB36GO02's multifunctional features, including icons for menstrual period tracking, steps taken, calories burned, message reminders, sleep monitoring, sedentary alerts, distance covered, remote camera control, and heart rate detection.

## 3. Setup

### 3.1 Charging the Device

Before first use, fully charge your smart watch. Connect the charging cable to the designated charging port on the watch and a USB power source. The watch display will indicate charging status.

### 3.2 App Installation

To utilize all features, download the companion application on your smartphone. Search for the 'BOZLUN' app in your device's app store (compatible with Android and iOS). Follow the on-screen instructions to install.

### 3.3 Pairing with Your Smartphone

1. Ensure Bluetooth is enabled on your smartphone.
2. Open the BOZLUN app and create an account or log in.
3. Follow the app's instructions to search for and connect to your BZLB36GO02 Smart Watch.
4. Confirm the pairing request on both your watch and smartphone.

## 4. Operating Instructions

### 4.1 Power On/Off

- **Power On:** Press and hold the side button until the screen illuminates.
- **Power Off:** Navigate to the 'Settings' menu on the watch, then select 'Power Off' and confirm.

### 4.2 Navigation

The BZLB36GO02 features a touchscreen display. Swipe left, right, up, or down to navigate through menus and functions. Tap to select an option or confirm an action.

## 5. Features and Functions

### 5.1 Activity Tracking

The smart watch continuously tracks your daily activity, including steps taken, distance covered, and calories burned. This data is synchronized with the BOZLUN app, providing detailed insights into your fitness progress. You can also initiate specific exercise tracking sessions.

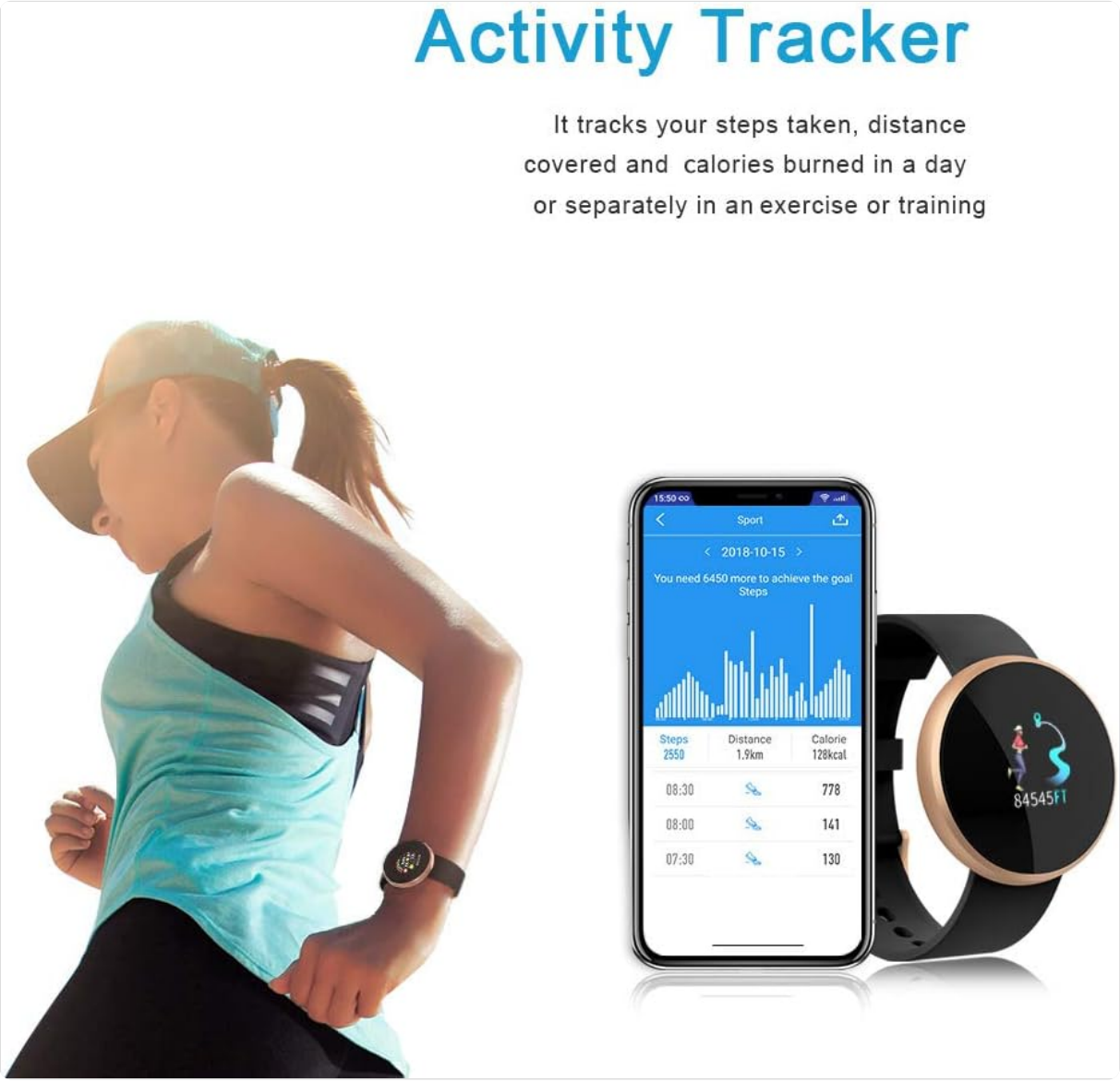


Image 5.1: The BOZLUN BZLB36GO02 tracking activity, showing a person running and a smartphone display with daily step, distance, and calorie data.

### 5.2 Heart Rate Monitoring

The BZLB36GO02 monitors your heart rate automatically and continuously throughout the day. View your

current heart rate on the watch or access historical data and trends within the BOZLUN app.

## 5.3 Sleep Monitoring

Wear your smart watch to bed to track your sleep patterns. The device records the time you spend asleep and analyzes sleep quality, distinguishing between light sleep, deep sleep, and awake periods. This information is available in the BOZLUN app to help you understand and improve your sleep habits.

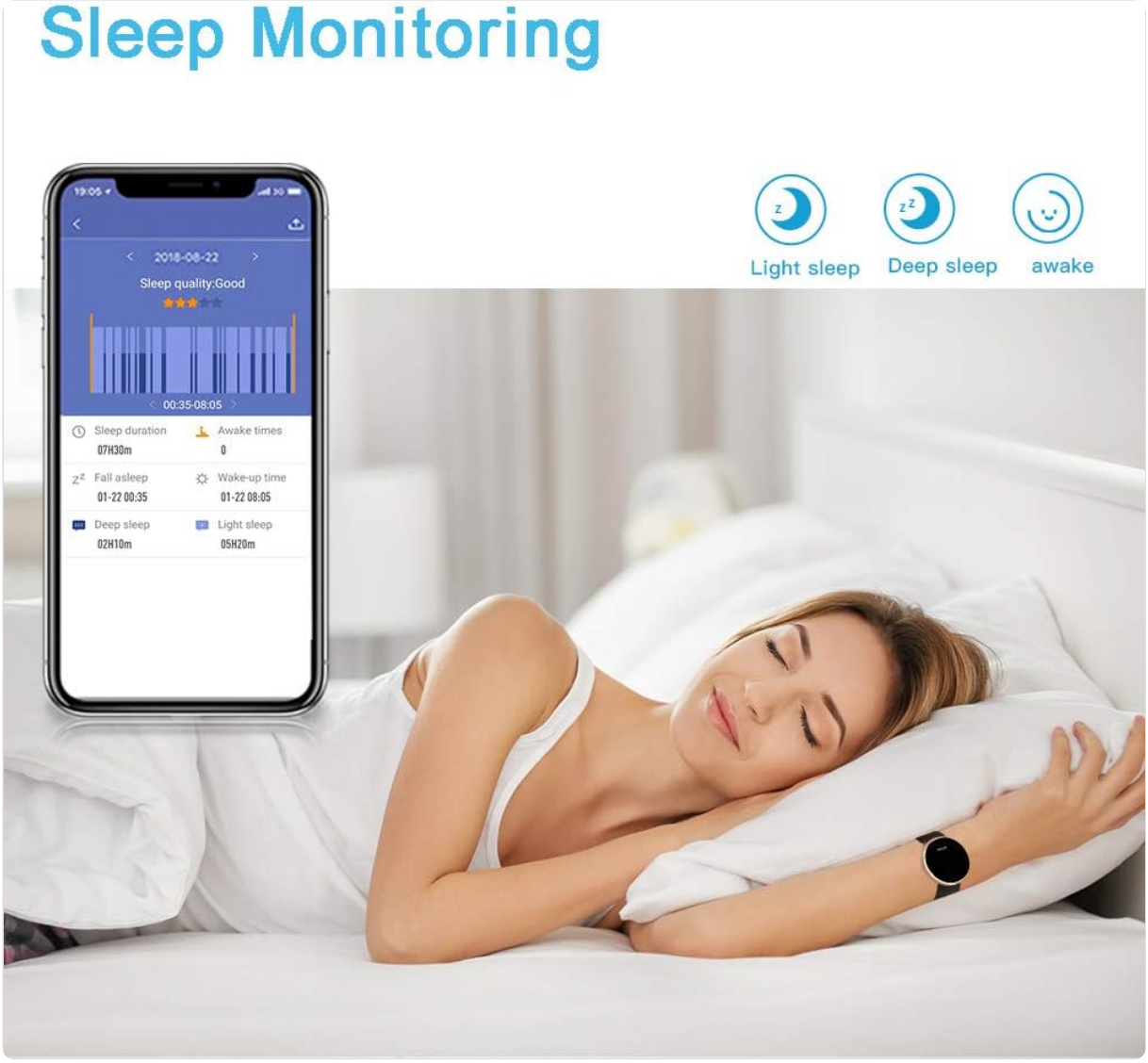


Image 5.2: The BOZLUN BZLB36GO02 monitoring sleep, showing a person sleeping and a smartphone display detailing sleep duration, quality, and different sleep stages.

## 5.4 Notifications

Once paired with your smartphone, the BZLB36GO02 will display incoming call alerts, SMS messages, and notifications from various social media applications (e.g., Facebook, Twitter, LinkedIn, Snap). Ensure notification permissions are enabled in both your phone settings and the BOZLUN app.

Image 5.3: The BOZLUN BZLB36GO02 displaying notifications, with icons for Twitter, Gmail, Facebook, and WhatsApp, indicating message alerts on the watch face.

## 5.5 Functions for Women

This feature, available when the user's sex is set to female in the app, helps track and predict menstrual cycles. The watch displays different icons to represent physiological period, safety period, ovulation period, and ovulation day. This function can be enabled or disabled within the BOZLUN app.

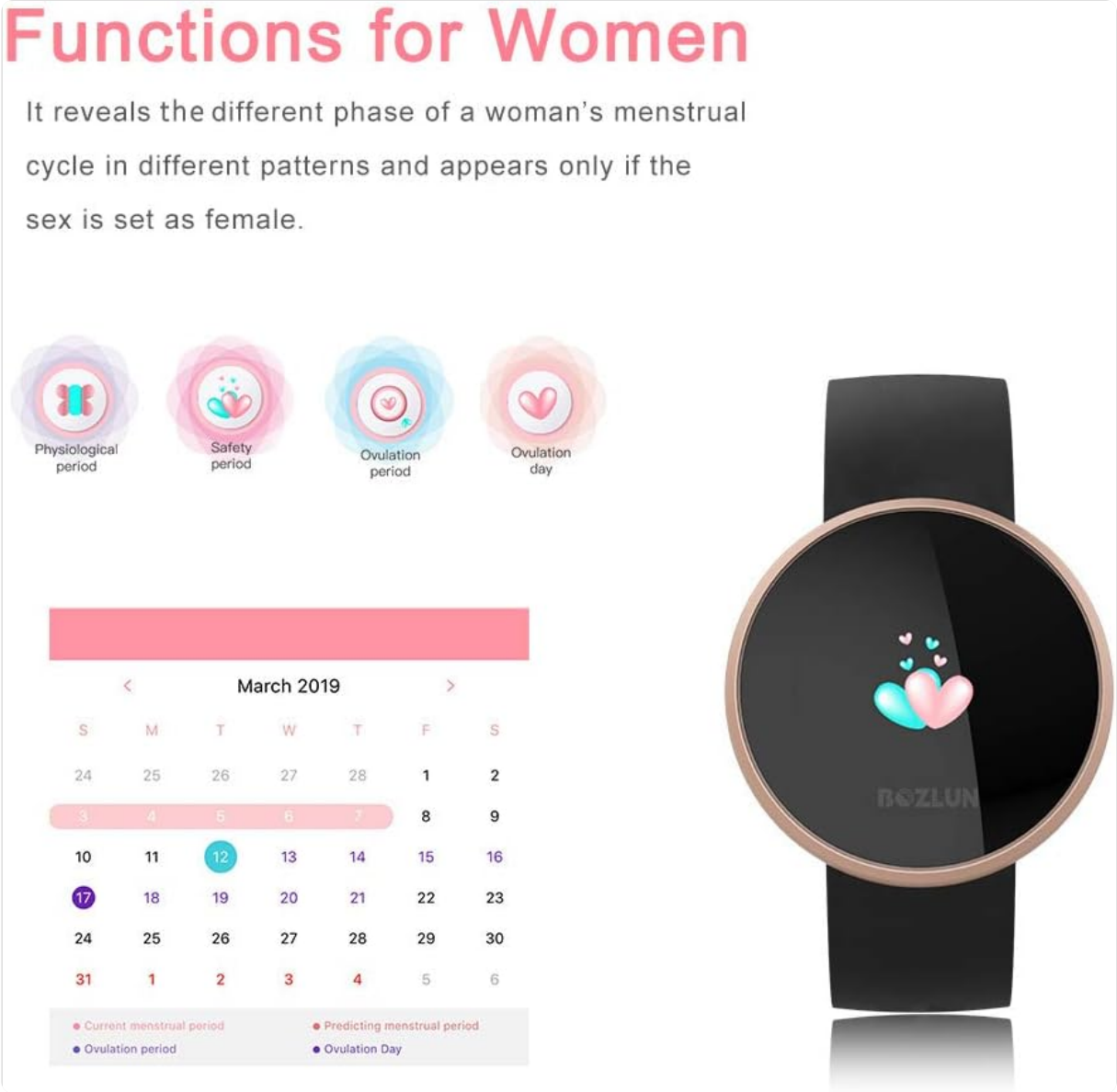


Image 5.4: The BOZLUN BZLB36GO02 displaying menstrual cycle tracking, showing a calendar interface with different phases marked and corresponding icons on the watch face.

### 5.6 Water Resistance

The BZLB36GO02 Smart Watch has an IP68 waterproof rating, meaning it is resistant to dust and can withstand immersion in water up to 1.5 meters for 30 minutes. It is suitable for daily use, including showering and swimming. Avoid hot water, steam, or prolonged immersion in deep water.

## 6. Maintenance

- **Cleaning:** Regularly clean the watch and strap with a soft, dry cloth. If necessary, use a slightly damp cloth and mild soap, then dry thoroughly.
- **Charging:** Use only the provided charging cable. Avoid exposing the charging contacts to water or corrosive liquids.
- **Storage:** Store the watch in a cool, dry place when not in use.
- **Avoid Extreme Conditions:** Do not expose the watch to extreme temperatures, direct sunlight for extended periods, or strong impacts.

## 7. Troubleshooting

- **Watch not turning on:** Ensure the watch is fully charged. Connect it to the charger for at least 30 minutes.
- **Unable to pair with phone:**
    a. Ensure Bluetooth is enabled on your phone.
    b. Make sure the watch is within Bluetooth range of your phone.
    c. Restart both the watch and your phone.
    d. Check if the BOZLUN app is updated to the latest version.
- **Inaccurate heart rate/activity data:** Ensure the watch is worn snugly on your wrist, about one finger's width above the wrist bone. Clean the sensor on the back of the watch.
- **Notifications not appearing:** Check notification settings in both your phone's system settings and the BOZLUN app. Ensure the app has permission to display notifications.

## 8. Specifications

| Specification | Detail |
|---|---|
| Brand | BOZLUN |
| Model | BZLB36GO02 |
| Display Size | 1.04 Inches |
| Display Type | LCD |
| Resolution | 240 x 240 |
| Operating System | Android (compatible) |
| Connectivity | Bluetooth |
| Battery Cell Composition | Lithium Polymer |
| Water Resistance | IP68 |
| Human Interface Input | Touchscreen |
| Item Weight | 68 g |

## 9. Warranty and Support

Your BOZLUN BZLB36GO02 Smart Watch is covered by a manufacturer's warranty. Please refer to the warranty card included in your product packaging for specific terms and conditions. For technical support, troubleshooting assistance, or warranty claims, please contact BOZLUN customer service through their official website or the contact information provided with your purchase.