

Tecno Camon 12 Air

Tecno Camon 12 Air User Manual

Model: Camon 12 Air | Brand: Tecno

1. INTRODUCTION

Welcome to the user manual for your new Tecno Camon 12 Air smartphone. This guide provides essential information on setting up, operating, maintaining, and troubleshooting your device. Please read it carefully to ensure optimal performance and longevity of your phone.

The Tecno Camon 12 Air is a feature-rich smartphone designed for everyday use, offering a large display, capable cameras, and long-lasting battery life.

2. PACKAGE CONTENTS

Upon opening the package, please verify that all the following items are included:

- Handset (Tecno Camon 12 Air)
- Charger
- USB Cable
- Back Cover
- SIM Ejector Tool

Note: Earphones are not included in the box.

3. DEVICE OVERVIEW

Familiarize yourself with the physical components of your Tecno Camon 12 Air.



Figure 3.1: Front and Rear View of Tecno Camon 12 Air. The front features a large display with a punch-hole camera. The rear shows the triple camera setup, LED flash, fingerprint sensor, and Tecno branding. The phone is in Stellar Purple color.

Key Components:

- **Front Camera:** 8-megapixel with f/2.0 aperture, located in the punch-hole display.
- **Rear Cameras:** 16-megapixel primary (f/1.8), 2-megapixel, and 5-megapixel cameras.
- **Fingerprint Sensor:** Located on the rear for secure unlocking.
- **Power Button:** Typically on the right side, used to power on/off and lock/unlock the screen.
- **Volume Buttons:** Typically on the right side, used to adjust media and call volume.
- **USB Port:** For charging and data transfer.
- **Speaker:** For audio output.
- **SIM/SD Card Slot:** Located on the side, for inserting Nano-SIM cards and a microSD card.

4. SETUP

4.1 Inserting SIM and SD Cards

1. Locate the SIM/SD card slot on the side of your phone.
2. Insert the SIM ejector tool into the small hole next to the tray to pop it open.
3. Carefully pull out the tray.
4. Place your Nano-SIM cards (supports dual SIM) and microSD card (up to 256GB) into the designated slots on the tray. Ensure they are correctly oriented.
5. Gently push the tray back into the phone until it clicks into place.

4.2 Initial Power On and Setup Wizard

1. Press and hold the Power button until the Tecno logo appears.
2. Follow the on-screen instructions to complete the initial setup. This includes selecting your language, connecting to Wi-Fi, setting up your Google account, and configuring security features like fingerprint and face unlock.

5. OPERATING YOUR DEVICE

5.1 Basic Navigation

- **Touchscreen:** Navigate by tapping, swiping, pinching, and spreading on the 6.55-inch display.
- **Home Screen:** Your central hub for apps and widgets.
- **Notifications Panel:** Swipe down from the top of the screen to access notifications and quick settings.

5.2 Making Calls and Sending Messages

- **Calls:** Open the Phone app, dial a number or select a contact, and tap the call icon.
- **Messages:** Open the Messages app, tap to start a new conversation, enter the recipient and your message.

5.3 Camera Usage

The Tecno Camon 12 Air features a versatile camera system:

- Open the Camera app.
- Select your desired mode (e.g., Photo, Video, Portrait, Night Mode).
- Tap the shutter button to capture photos or start/stop video recording.
- Switch between front and rear cameras using the camera switch icon.

5.4 Internet and Connectivity

- **Wi-Fi:** Go to Settings > Network & Internet > Wi-Fi to connect to available networks.
- **Mobile Data:** Ensure mobile data is enabled in Quick Settings or Settings > Network & Internet > Mobile network.
- **Bluetooth:** Pair with other devices via Settings > Connected devices > Bluetooth.

6. MAINTENANCE

6.1 Battery Care

- Use only the provided charger and USB cable.
- Avoid extreme temperatures when charging or using the device.
- Do not let the battery drain completely regularly.

6.2 Cleaning Your Device

- Use a soft, lint-free cloth to clean the screen and body.
- Avoid using harsh chemicals or abrasive materials.

6.3 Software Updates

Regularly check for software updates to ensure your device has the latest features and security patches. Go to Settings > System > System update.

7. TROUBLESHOOTING

Problem	Possible Solution
Phone does not turn on.	Ensure the battery is charged. Connect to the charger for at least 15 minutes, then try powering on.
Apps are crashing or freezing.	Close background apps. Clear app cache (Settings > Apps & notifications > App info > [App Name] > Storage & cache > Clear cache). Restart the phone.
Poor battery life.	Reduce screen brightness. Turn off Wi-Fi/Bluetooth when not in use. Close unused apps. Check battery usage in Settings.
Cannot connect to Wi-Fi.	Ensure Wi-Fi is enabled. Restart your router. Forget the network and reconnect.
Fingerprint sensor not working.	Ensure your finger is clean and dry. Re-register your fingerprints in Settings > Security & Location > Fingerprint.

8. SPECIFICATIONS

Below are the detailed technical specifications for the Tecno Camon 12 Air:

OS: Android 9 Pie (with HiOS 5.5)

RAM: 4GB

Internal Storage: 64GB (expandable up to 256GB via microSD)

Processor: 2GHz octa-core Helio P22

Display: 6.55-inch touchscreen, 720x1600 pixels resolution, 20:9 aspect ratio

Rear Camera: 16MP (f/1.8) + 2MP + 5MP triple camera setup

Front Camera: 8MP (f/2.0)

Battery: 4000mAh Lithium-ion

Dimensions (HxWxT): 164.29 x 76.30 x 8.15mm

Weight: 172.00 grams

SIM Type: Dual Nano-SIM (GSM)

Connectivity: Wi-Fi 802.11 b/g/n, GPS, Bluetooth v5.00, 3G, 4G (Band 40 support)

Sensors: Accelerometer, Ambient light sensor, Compass/Magnetometer, Fingerprint sensor, Proximity sensor

Security: Fingerprint sensor, Face Unlock

Color: Stellar Purple (also available in Bay Blue)

9. WARRANTY AND SUPPORT

9.1 Warranty Information

Your Tecno Camon 12 Air comes with a manufacturer's warranty:

- **Device Warranty:** 1 year + 1 month from the date of purchase.
- **In-box Accessories Warranty:** 6 months from the date of purchase (includes batteries).




Please retain your proof of purchase for warranty claims.

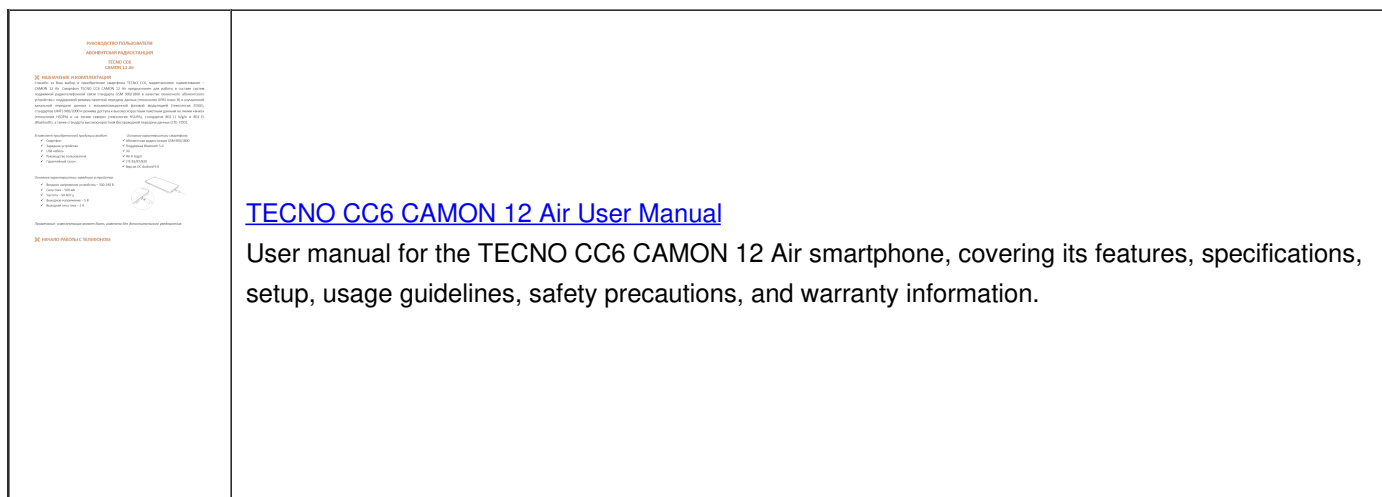
9.2 Customer Support

For any queries, technical assistance, or warranty claims, please contact Tecno customer support:

- **Customer Care Number:** 18004190525
- **Email ID:** ltelcare@transsion.com
- **Manufacturer:** G mobile devices limited
- **Address:** Unit no B303, Third Floor, TowerB, Plot No.7, Sec-142, Noida, UP-201301

Related Documents

	<p>TECNO Spark and Camon Smartphone Specifications Comparison</p> <p>A detailed comparison of TECNO Spark 8, Spark 8T, Spark 8 Pro, Camon 18, and Camon 18 Premier smartphone models, including launch dates, processors, displays, cameras, battery, and pricing.</p>
	<p>Tecno Camon 20 Premier CK9n 8GB + 512GB Mr Doodle Edition - Product Catalog</p> <p>Product catalog entry for the Tecno Camon 20 Premier CK9n smartphone, featuring 8GB RAM, 512GB storage, and the distinctive Mr Doodle Edition design. Includes details on camera specifications, price, and internal reference.</p>
	<p>TECNO CAMON 12 User Manual</p> <p>User manual for the TECNO CAMON 12 smartphone, detailing its features, specifications, usage guidelines, and warranty information.</p>



User manual for the TECNO CC6 CAMON 12 Air smartphone, covering its features, specifications, setup, usage guidelines, safety precautions, and warranty information.

TECNO

CAMON 12 Air

User Manual دليل المستخدم

© 2022 TECNO Mobile

TECNO CAMON 12 Air User Manual (CC6)

User manual for the TECNO CAMON 12 Air mobile phone (Model: CC6), covering setup, charging, and safety information.

lang:en score:41 filesize: 455.03 K page_count: 12 document date: 2020-07-18



[TECNO CC6 CAMON 12 Air User Manual](#)

User manual for the TECNO CC6 CAMON 12 Air smartphone, covering its purpose, package contents, specifications, operating instructions, safety precautions, and warranty information.


lang:nl score:32 filesize: 619.83 K page_count: 6 document date: 2019-12-10



[TECNO CC6 CAMON 12 Air User Manual](#)

User manual for the TECNO CC6 CAMON 12 Air smartphone, covering its features, specifications, setup, usage guidelines, safety precautions, and warranty information.

lang:nl score:32 filesize: 602.82 K page_count: 6 document date: 2019-12-10



[TECNO Ace A3 Wireless Earphone User Manual](#)

User manual for the TECNO Ace A3 Wireless Earphone, detailing product overview, functions, specifications, and compliance information.

lang:en score:27 filesize: 830.8 K page_count: 1 document date: 2020-10-13

Offer Title: Get up to Additional ₹ 11000 on Exchange for Samsung Galaxy Flip 6.
Kind Offer: Exchange price is subject to physical check.
Offer Description: Upgrade to the latest Samsung Galaxy Flip 6 and get up to additional ₹11000 on exchange of your old Samsung smartphone device. Offer available on select Smartphone devices as detailed in Annexure A below only and availability of the Offer is subject to stock on dates of customers.
Exchange for device purchased via Samsung.com - Important Information: <ol style="list-style-type: none">You can exchange your old select smartphone devices with Samsung Galaxy Flip 6.The Exchange Offer is provided to you by Samsung in collaboration with "Hawal Wala Management Pvt. Ltd. ("Cashify") and the evaluation and exchange of your old smartphone device shall be subject to the terms and conditions of Cashify, for details refer http://www.cashify.in/terms-of-use-8 & http://www.cashify.in/terms-of-use-9.Exchange can be done on "SamsungFlip6".Please give correct inputs, with respect to screen condition & availability of accessories, at the time of evaluating your old Smartphone device. Any incorrect information provided by you shall result in cancellation/revocation of the Exchange Offer. In such scenario, you shall not be eligible to receive the exchange value and/or any benefit/offer from Samsung or the exchange partner in lieu of the Exchange Offer or exchange value and no claim shall be entertained in this regard.Exchange Price shown in the Maximum Price subject to physical check at the time of exchange.The screen condition and accessories included by you will be verified at the time of exchange. In case of any mismatch, the exchange transaction will be cancelled/ignored.Exchange device can be resolded or main user will be cancelled if the mandatory checks fail on the Cashify Diagnose App or if the used phone is not in working condition, has scratches/cracks on the screen or has dents. In case of an untimely event of cancellation, a declaration for will be issued. Cashify.in/faq.In case customer selects the option of "Deferred Exchange" at the time of placing the order, the following exemption may arise:<ul style="list-style-type: none">Under the "Deferred Exchange" option the customer will be liable to purchase the product by making a full payment and get the delivery of the product purchased. After the product is delivered, payment details for crediting the exchange value will be sent by Cashify to the customer on their registered email and mobile number vide email/SMS. In case the customer provides an incorrect mobile number or a mobile number which is not in use by the Samsung or Cashify shall not be held responsible for non-delivery of the payment INR. Upon receiving the said link, customer needs to update requisite payment details within three (03) days of receiving the said email/SMS from Cashify. In case the payment details are not updated within three (03) days, then the exchange transaction will not be initiated and the exchange transaction will stand cancelled/ignored/terminated. Samsung or Cashify will not be liable to

[pdf] Accessories

USER Get up to Additional ₹ 11000 on Exchange for Samsung Galaxy Flip Google Pixel 7A 8A 8 Fold

Pro 7 phone flip6 bumpedup 03feb25 images samsung is content assets in tnc |||

Offer Title: Get up to Additional 11000 on Exchange for Samsung Galaxy Flip 6. Kind

Offer: Exchange ... i 2x Camon i ACE 2x Camon i Air Camon i Click Camon i2 Camon

I Click 2 i5 i7 Spark 5 Spark Go 2021 **Camon 12 Air** Camon 18 Spark 8 Spark 8T

Spark Go 2022 Spark Go Plus i3 Camon 18T Pop 5 LTE Pop 5 Pro ...

lang:en score:12 filesize: 714.09 K page_count: 49 document date: 2025-01-07

Offer Title: Get up to Additional ₹ 10000 on Exchange for Samsung Galaxy S24.
Kind Offer: Exchange price is subject to physical check.
Offer Description: Upgrade to the latest Samsung Galaxy S24 and get up to additional ₹10000 on exchange of your old Samsung smartphone device. Offer available on select Smartphone devices as detailed in Annexure A below only and availability of the Offer is subject to stock on dates of customers.
Exchange for device purchased via Samsung.com - Important Information: <ol style="list-style-type: none">You can exchange your old select smartphone devices with Samsung Galaxy S24.The Exchange Offer is provided to you by Samsung in collaboration with "Hawal Wala Management Pvt. Ltd. ("Cashify") and the evaluation and exchange of your old smartphone device shall be subject to the terms and conditions of Cashify, for details refer http://www.cashify.in/terms-of-use-8 & http://www.cashify.in/terms-of-use-9.Exchange can be done on "SamsungS24".Please give correct inputs, with respect to screen condition & availability of accessories, at the time of evaluating your old Smartphone device. Any incorrect information provided by you shall result in cancellation/revocation of the Exchange Offer. In such scenario, you shall not be eligible to receive the exchange value and/or any benefit/offer from Samsung or the exchange partner in lieu of the Exchange Offer or exchange value and no claim shall be entertained in this regard.Exchange Price shown in the Maximum Price subject to physical check at the time of exchange.The screen condition and accessories included by you will be verified at the time of exchange. In case of any mismatch, the exchange transaction will be cancelled/ignored.Exchange device can be resolded or main user will be cancelled if the mandatory checks fail on the Cashify Diagnose App or if the used phone is not in working condition, has scratches/cracks on the screen or has dents. In case of an untimely event of cancellation, a declaration for will be issued. Cashify.in/faq.In case customer selects the option of "Deferred Exchange" at the time of placing the order, the following exemption may arise:<ul style="list-style-type: none">Under the "Deferred Exchange" option the customer will be liable to purchase the product by making a full payment and get the delivery of the product purchased. After the product is delivered, payment details for crediting the exchange value will be sent by Cashify to the customer on their registered email and mobile number vide email/SMS. In case the customer provides an incorrect mobile number or a mobile number which is not in use by the Samsung or Cashify shall not be held responsible for non-delivery of the payment INR. Upon receiving the said link, customer needs to update requisite payment details within three (03) days of receiving the said email/SMS from Cashify. In case the payment details are not updated within three (03) days, then the exchange transaction will not be initiated and the exchange transaction will stand cancelled/ignored/terminated. Samsung or Cashify will not be liable to

[pdf] Accessories

USER Offer Title Get up to Additional ₹ 10000 on Exchange for Samsung devices purchased via

Important Information 1 You can exchange your old select smartphone with Galaxy S24 s24 upgrade tnc

21jan 25 images samsung is content assets in |||

Offer Title: Get up to Additional 10000 on Exchange for Samsung Galaxy S24. Kind

Offer: Exchange pr ... i 2x Camon i ACE 2x Camon i Air Camon i Click Camon i2

Camon I Click 2 i5 i7 Spark 5 Spark Go 2021 **Camon 12 Air** Camon 18 Spark 8

Tecno Tecno Tecno Tecno Tecno Tecno Tecno Tecno Tecno Tecno Te...

lang:en score:12 filesize: 687.98 K page_count: 47 document date: 2025-01-06

Offer Title: Get up to Additional ₹ 12500 on Exchange for Samsung Galaxy Fold 6.
Kind Offer: Exchange price is subject to physical check.
Offer Description: Upgrade to the latest Samsung Galaxy Fold 6 and get up to additional ₹12500 on exchange of your old Samsung smartphone device. Offer available on select Smartphone devices as detailed in Annexure A below only and availability of the Offer is subject to stock on dates of customers.
Exchange for device purchased via Samsung.com - Important Information: <ol style="list-style-type: none">You can exchange your old select smartphone devices with Samsung Galaxy Fold 6.The Exchange Offer is provided to you by Samsung in collaboration with "Hawal Wala Management Pvt. Ltd. ("Cashify") and the evaluation and exchange of your old smartphone device shall be subject to the terms and conditions of Cashify, for details refer http://www.cashify.in/terms-of-use-8 & http://www.cashify.in/terms-of-use-9.Exchange can be done on "SamsungFold6".Please give correct inputs, with respect to screen condition & availability of accessories, at the time of evaluating your old Smartphone device. Any incorrect information provided by you shall result in cancellation/revocation of the Exchange Offer. In such scenario, you shall not be eligible to receive the exchange value and/or any benefit/offer from Samsung or the exchange partner in lieu of the Exchange Offer or exchange value and no claim shall be entertained in this regard.Exchange Price shown in the Maximum Price subject to physical check at the time of exchange.The screen condition and accessories included by you will be verified at the time of exchange. In case of any mismatch, the exchange transaction will be cancelled/ignored.Exchange device can be resolded or main user will be cancelled if the mandatory checks fail on the Cashify Diagnose App or if the used phone is not in working condition, has scratches/cracks on the screen or has dents. In case of an untimely event of cancellation, a declaration for will be issued. Cashify.in/faq.In case customer selects the option of "Deferred Exchange" at the time of placing the order, the following exemption may arise:<ul style="list-style-type: none">Under the "Deferred Exchange" option the customer will be liable to purchase the product by making a full payment and get the delivery of the product purchased. After the product is delivered, payment details for crediting the exchange value will be sent by Cashify to the customer on their registered email and mobile number vide email/SMS. In case the customer provides an incorrect mobile number or a mobile number which is not in use by the Samsung or Cashify shall not be held responsible for non-delivery of the payment INR. Upon receiving the said link, customer needs to update requisite payment details within three (03) days of receiving the said email/SMS from Cashify. In case the payment details are not updated within three (03) days, then the exchange transaction will not be initiated and the exchange transaction will stand cancelled/ignored/terminated. Samsung or Cashify will not be liable to

Samsung Galaxy Fold 6 Exchange Offer: Up to ₹12,500 Bonus on Trade-in

Explore the Samsung Galaxy Fold 6 exchange offer, providing up to ₹12,500 bonus on trade-in of eligible Samsung and other brand smartphones. Learn about the terms, conditions, and eligible device list.

lang:en score:12 filesize: 717.1 K page_count: 49 document date: 2025-01-07

The WOO Way

A whitepaper on accurate jump height measurement

V1.3
June 3, 2024

[\[pdf\]](#)

The WOO Way thewooway13 woosports files |||

The WOO Way A whitepaper on accurate jump height measurement V1.3 June 3, 2024 The WOO Way Table ... Spark 4/Air/Lite Tecno Mobile Tecno Camon 12 Tecno Mobile Tecno Camon 12 Pro Tecno Mobile Tecno **Camon 12 Air** Tecno Mobile Tecno Camon 15/Pro Tecno Camon 15 Air/Premier Tecno Mobile Tecno Mobile...

lang:i-klngon **score:9** filesize: 6.29 M page_count: 109 document date: 2024-06-05